




KONGU ARTS AND SCIENCE COLLEGE**INCOME AND EXPENDITURE ACCOUNT FOR THE YEAR ENDED 31.03.2022**


<u>EXPENDITURE</u>		<u>INCOME</u>	
To Administrative & General Charges	61,08,389.81	By Fees Collected from Students	19,50,81,870.00
To Advertisement Charges	2,42,594.00	By Bank & Deposit interest received	33,228.00
To Scholarship given to meritorious students	52,24,000.00	By Application Fees	3,28,450.00
To Students and other Insurance Premium	2,75,554.00	By Miscellaneous Receipts	5,31,685.00
To Travelling Expenses	12,999.00	By Autonomous collection	1,33,95,021.00
To Remuneration to Staff	6,56,44,808.00	By Vehicle sold	
To Maintenance and other operation expenses	1,59,07,076.64	Cost of Goods of vehicle purchased	
To PF Remitted	1,04,73,871.00	Earlier year	2,76,498.00
Less: PF Collection	50,68,474.00	Less: Deprecation reserve	2,45,575.16
	54,05,397.00		30,922.84
To ESI- Remitted	41,57,386.00	Less: vehicle sold	75,000.00
Less: ESI- Collection	2,17,545.00		44,077.16
	39,39,841.00		
To Autonomous expenses	76,72,035.66		
To Building tax	5,38,723.00		
To Electricity Charges	33,44,842.00		
To Purchase of Consumables			
Add: Opening Stock	11,74,787.00		
Add: Purchase	2,25,578.00		
	14,00,365.00		
Less: Closing Stock	11,46,516.00		
	2,53,849.00		
To Depreciation	47,52,450.17		
To Excess of Income over Expenditure	9,00,91,771.89		
	<u>20,94,14,331.16</u>		<u>20,94,14,331.16</u>


V.K.MUTHUSAMY
President


P.C.PALANISAMY
Secretary



E.R.KAARTHIKEYAN
Treasurer

For T.V.Venkataramanan & Co.,
Chartered Accountants


(T.V.VENKATARAMANAN)
Partner


Perundurai / 20.08.2022





Dr. N. RAMAN
PRINCIPAL,
KONGU ARTS AND SCIENCE COLLEGE
(AUTONOMOUS)
NANJANAPURAM, ERODE - 638 107


KONGU ARTS AND SCIENCE COLLEGE
SCHEDULE OF FIXED ASSETS

PARTICULARS	Rate Of Depreciation	Cost as at 01.04.2021	Additions Upto 30.09.2021	Additions made after 01.10.2021	Total additions during the Year	Deletions Transfers	Cost as at 31.03.2022	Depreciation Provided upto 31.03.2021	Depreciation Provided during the Year	Depreciation Provided upto 31.03.2022	W.D.V As at 01.04.2021	W.D.V AS at 31.03.2022
Lab Equipments												
Bio-Chemistry	15	32,27,521.05	-	-	-	-	32,27,521.05	29,70,148.49	38,605.88	30,08,754.37	2,57,372.56	2,18,766.68
Costume & Designing	15	54,55,297.00	-	-	-	-	54,55,297.00	40,32,150.74	2,13,471.94	42,45,822.68	14,23,148.26	12,09,674.32
Computer Lab	15	1,84,59,120.00	-	-	-	-	1,84,59,120.00	1,26,33,212.42	8,73,886.14	1,35,07,098.56	58,25,907.58	49,52,021.44
Corporate Secretaryship	15	2,10,480.00	-	-	-	-	2,10,480.00	1,24,983.66	12,824.42	1,37,808.28	85,496.14	72,671.72
Maths Department	15	5,63,967.00	-	-	-	-	5,63,967.00	3,01,787.60	39,326.91	3,41,114.51	2,62,179.40	2,22,852.49
Placement Cell Equipment	15	5,69,272.00	-	-	-	-	5,69,272.00	3,96,121.51	25,972.57	4,22,094.08	1,73,150.49	1,47,177.92
E.D.Cell	15	29,299.00	-	-	-	-	29,299.00	19,077.66	1,533.20	20,610.86	10,221.34	8,688.14
Commerce	15	31,56,695.00	-	-	-	-	31,56,695.00	23,33,392.47	1,23,495.38	24,56,887.85	8,23,302.53	6,99,807.15
MBA Department	15	23,93,121.00	-	-	-	-	23,93,121.00	20,72,105.18	48,152.37	21,20,257.55	3,21,015.82	2,72,863.45
BBA Lab Equipment	15	2,37,616.00	-	-	-	-	2,37,616.00	1,44,341.32	13,991.20	1,58,332.52	93,274.68	79,283.48
BCA Lab Equipment	15	13,74,010.00	-	-	-	-	13,74,010.00	8,02,593.45	85,712.48	8,88,305.93	5,71,418.55	4,85,704.07
Physics lab equipment	15	15,03,398.00	-	-	-	-	15,03,398.00	8,34,280.68	1,00,367.60	9,34,648.28	6,69,117.32	5,68,749.72
Psychology lab equipment	15	-	1,42,931.00	58,998.00	2,01,929.00	-	2,01,929.00	-	25,864.50	25,864.50	-	1,76,064.50
MCA Department	15	1,06,449.00	-	-	-	-	1,06,449.00	48,471.60	8,896.61	57,168.21	57,977.40	49,280.79
Tamil department	15	1,69,990.00	-	-	-	-	1,69,990.00	76,792.43	13,979.64	90,772.06	93,197.57	79,217.94
Master of Social Welfare lab	15	91,500.00	-	-	-	-	91,500.00	34,076.29	8,613.56	42,689.85	57,423.71	48,810.15
Hindi department	15	38,200.00	-	-	-	-	38,200.00	19,479.00	2,808.15	22,287.15	18,721.00	15,912.85
Catering Lab	15	25,16,810.00	-	-	-	-	25,16,810.00	22,36,740.55	42,010.42	22,78,750.97	2,80,069.45	2,38,059.03
Bio-Tec Lab	15	25,78,657.00	-	-	-	-	25,78,657.00	23,04,899.58	41,065.11	23,45,954.69	2,73,787.42	2,32,702.31
CT/IIT Lab	15	50,020.00	-	36,72,448.00	36,72,448.00	-	37,22,468.00	30,560.79	2,78,352.48	3,08,913.27	19,459.21	34,13,554.73
Library Equipment	15	12,75,747.00	-	-	-	-	12,75,747.00	9,03,456.33	55,843.60	9,59,299.93	3,72,290.67	3,16,447.07
Language Lab	15	17,97,105.00	-	10,000.00	10,000.00	-	18,07,105.00	15,50,532.46	37,735.88	15,88,268.34	2,46,572.54	2,18,836.66
Total		4,68,04,274.06	1,42,931.00	37,41,446.00	38,84,377.00		4,96,88,661.06	3,38,69,194.40	20,92,310.05	3,69,61,604.46	1,19,36,079.65	1,37,27,146.80
Computer												
Computer	40	2,25,20,044.07	-	-	-	-	2,25,20,044.07	2,25,19,888.56	63.00	2,25,19,949.56	157.51	94.51
Total		2,25,20,044.07					2,25,20,044.07	2,25,19,888.56	63.00	2,25,19,949.56	157.51	94.51
Other Equipments												
Intercom	10	77,292.00	-	-	-	-	77,292.00	71,413.56	587.84	72,001.41	5,878.44	5,290.59
Autonomous equipment	15	3,67,442.00	-	4,22,440.00	4,22,440.00	-	7,89,882.00	1,62,855.01	62,371.05	2,25,226.06	2,04,588.99	5,64,655.94
Duplicate Machine	15	40,488.00	-	-	-	-	40,488.00	40,318.70	25.39	40,344.10	169.30	143.90
Electrical Fittings	10	91,13,143.33	10,49,214.00	6,16,940.00	16,66,154.00	-	1,07,79,297.33	53,11,172.09	5,15,965.52	58,27,137.62	38,01,971.24	49,52,159.71
Generator	15	3,44,640.00	-	-	-	-	3,44,640.00	3,42,398.38	336.25	3,42,734.60	2,241.64	1,905.40
Examsection	15	11,19,775.00	-	-	-	-	11,19,775.00	6,81,878.10	65,684.53	7,47,562.64	4,37,896.90	3,72,212.36
Guest House Equipme	15	3,92,910.00	-	-	-	-	3,92,910.00	3,50,759.64	6,322.55	3,57,082.19	42,150.36	35,827.81
Office Equipment	15	28,17,204.25	-	28,000.00	28,000.00	-	28,45,204.25	22,00,318.10	94,632.92	22,94,951.02	6,16,886.15	5,50,263.23
Oil Engine	15	35,687.20	-	-	-	-	35,587.20	35,234.48	52.91	35,287.39	352.72	299.81
Fire Extinguisher	15	67,200.00	-	-	-	-	67,200.00	50,261.98	2,540.70	52,802.69	16,938.02	14,397.31
Pipes & Fittings	15	18,624.30	-	-	-	-	18,624.30	13,473.45	772.63	14,246.08	5,150.85	4,378.22
Sanitary Equipments	15	1,11,278.06	-	-	-	-	1,11,278.06	65,171.77	6,915.94	72,087.71	48,108.29	39,190.35
Software purchase	40	31,300.00	-	-	-	-	31,300.00	31,288.37	4.85	31,293.02	11.63	6.98
Server room equipment	15	-	-	9,70,000.00	9,70,000.00	-	9,70,000.00	-	72,750.00	72,750.00	-	8,97,250.00
Smart class equipment	15	-	10,00,000.00	-	10,00,000.00	-	10,00,000.00	-	1,50,000.00	1,50,000.00	-	8,50,000.00
sports Equipments	15	8,04,394.21	-	53,808.00	53,808.00	-	8,58,202.21	5,64,462.21	40,025.40	6,04,487.61	2,39,932.00	2,63,714.60
TV & VCR	15	90,830.00	-	-	-	-	90,830.00	90,188.04	96.29	90,284.33	641.96	545.67
Solar Systems	40	31,60,000.00	-	-	-	-	31,60,000.00	30,78,092.80	32,762.88	31,10,855.68	81,907.20	49,144.32
Typewriter	15	2,35,852.55	-	-	-	-	2,35,852.55	1,61,146.95	11,205.84	1,72,352.79	74,705.60	63,499.76
Vaccum Cleaner	15	4,850.00	-	-	-	-	4,850.00	4,829.72	3.04	4,832.76	20.28	17.24
Water Supply Equipmt	15	4,06,766.00	-	-	-	-	4,06,766.00	2,00,081.75	31,002.64	2,31,084.39	2,06,684.25	1,75,681.61
Water cooler purchased	15	-	82,001.00	-	82,001.00	-	82,001.00	-	12,300.15	12,300.15	-	69,700.85
ETP Plant equipment	15	14,56,000.00	-	-	-	-	14,56,000.00	10,89,009.76	55,048.54	11,44,058.29	3,66,990.24	3,11,941.71
Gardening	10	49,243.00	-	-	-	-	49,243.00	44,124.30	511.87	44,636.17	5,118.70	4,606.83
Seminar hall equipment	15	6,07,500.00	-	-	-	-	6,07,500.00	4,27,355.72	27,021.64	4,54,377.36	1,80,144.28	1,53,122.64
Garden Equipments	15	6,66,920.25	-	-	-	-	6,66,920.25	5,95,361.99	10,733.74	6,08,096.73	71,558.26	60,824.52
Clean Equipment	15	95,000.00	-	-	-	-	95,000.00	87,323.75	1,151.44	88,475.19	7,678.25	6,524.81
Borewell	10	10,02,287.00	-	-	-	-	10,02,287.00	4,65,139.44	53,714.76	5,18,854.20	6,37,147.56	4,83,432.80
Total		2,31,18,627.16	21,31,215.00	20,91,188.00	42,22,403.00		2,73,38,930.16	1,81,60,880.04	12,64,641.13	1,74,18,201.17	69,62,867.11	99,20,728.98
Vehicles												
Motor Cars	15	42,40,548.00	-	-	-	-	42,40,548.00	24,78,929.48	2,64,242.78	27,43,172.25	17,61,618.52	14,97,375.75
Goods Vehicle	15	2,76,498.00	-	-	-	2,76,498.00	-	2,45,575.16	-	2,45,575.16	30,922.84	(0.00)
cycle	15	12,350.00	-	-	-	-	12,350.00	5,355.27	1,049.21	6,404.48	8,994.73	5,945.56
Motor Cycle & Scopec	15	1,60,311.00	-	7,17,467.00	7,17,467.00	-	8,77,768.00	73,129.68	66,886.47	1,40,018.15	87,161.32	7,37,751.85
Total		46,89,707.00		7,17,467.00	7,17,467.00	2,76,498.00	61,30,666.00	28,02,989.89	3,32,178.46	31,35,168.04	18,86,717.41	22,41,073.12





Dr. N. RAMAN
PRINCIPAL,
KONGU ARTS AND SCIENCE COLLEGE
(AUTONOMOUS)
NANJANAPURAM, ERODE - 638 107

PARTICULARS	Rate Of Depreciation	Cost as at 01.04.2021	Additions Upto 30.09.2021	Additions made after 01.10.2021	Total additlons during the Year	Deletions Transfers	Cost as at 31.03.2022	Depreciation Provided upto 31.03.2021	Depreciation Provided during the Year	Depreciation Provided upto 31.03.2022	W.D.V As at 01.04.2021	W.D.V AS at 31.03.2022
Furniture & Fittings	10	3,41,88,472.74	97,197.00	44,100.00	1,41,297.00	-	3,43,29,769.74	2,49,49,832.36	9,35,788.74	2,58,85,621.10	92,38,640.38	84,44,148.64
Furniture & Fittings Total		3,41,88,472.74	97,197.00	44,100.00	1,41,297.00	-	3,43,29,769.74	2,49,49,832.36	9,35,788.74	2,58,85,621.10	92,38,640.38	84,44,148.64
Library	15	74,55,336.71	3,611.00	9,989.00	13,600.00	-	74,68,936.71	65,46,816.96	1,37,568.79	66,84,385.75	9,08,519.75	7,84,550.96
Library Books Total		74,55,336.71	3,611.00	9,989.00	13,600.00	-	74,68,936.71	65,46,816.96	1,37,568.79	66,84,385.75	9,08,519.75	7,84,550.96
Under Grant												
Personal Computer	0	2,58,640.00	-	-	-	-	2,58,640.00	-	-	-	2,58,640.00	2,58,640.00
Garden Equipments	0	8,55,074.00	-	-	-	-	8,55,074.00	-	-	-	8,55,074.00	8,55,074.00
Bio Informalics Equipn	0	3,61,757.00	-	-	-	-	3,61,757.00	-	-	-	3,61,757.00	3,61,757.00
Bio-Tech lab	0	90,000.00	-	-	-	-	90,000.00	-	-	-	90,000.00	90,000.00
UG-CS lab equipment	0	26,990.00	-	-	-	-	26,990.00	-	-	-	26,990.00	26,990.00
UG-CS Library books	0	50,000.00	-	-	-	-	50,000.00	-	-	-	50,000.00	50,000.00
DBT equipment	0	47,87,119.00	-	17,225.00	17,225.00	-	48,04,344.00	-	-	-	47,87,119.00	48,04,344.00
DBT -Library books	0	2,50,409.00	-	30,045.00	30,045.00	-	2,80,454.00	-	-	-	2,50,409.00	2,80,454.00
DBT -Furniture	0	2,31,579.00	-	-	-	-	2,31,579.00	-	-	-	2,31,579.00	2,31,579.00
Bio-Chemistry	0	2,06,430.00	-	-	-	-	2,06,430.00	-	-	-	2,06,430.00	2,06,430.00
MBA Department	0	90,252.00	-	-	-	-	90,252.00	-	-	-	90,252.00	90,252.00
Office Equipment	0	24,000.00	-	-	-	-	24,000.00	-	-	-	24,000.00	24,000.00
Computer Lab Equipm	0	4,89,207.00	-	-	-	-	4,89,207.00	-	-	-	4,89,207.00	4,89,207.00
Digital copier	0	45,760.00	-	-	-	-	45,760.00	-	-	-	45,760.00	45,760.00
Projector purchase	0	78,965.00	-	-	-	-	78,965.00	-	-	-	78,965.00	78,965.00
Costume & Designing	0	42,134.00	-	-	-	-	42,134.00	-	-	-	42,134.00	42,134.00
sports Equipments	0	3,00,000.00	-	-	-	-	3,00,000.00	-	-	-	3,00,000.00	3,00,000.00
Total		81,88,316.00	-	47,270.00	47,270.00	-	82,36,586.00	-	-	-	81,88,316.00	82,36,586.00
Less:Depreciation reserver										(2,46,576.16)		
TOTAL		14,59,62,677.72	23,74,964.00	66,61,460.00	90,26,404.00	2,78,498.00	16,47,12,583.72	10,68,52,379.91	47,62,460.17	11,13,69,264.91	3,91,10,297.81	4,33,63,328.81



V.K.MUTHUSAMY
President
Perundurai / 20.08.2022





P.C.PALANISAMY
Secretary


E.R.KAARTHIKEYAN
Treasurer

For T.V.Venkataramanan & Co.,
Chartered Accountants



(T.V.VENKATARAMANAN)
Partner


Dr. N. RAMAN
PRINCIPAL,
KONGU ARTS AND SCIENCE COLLEGE
(AUTONOMOUS)
NANJANAPURAM, ERODE - 638 107

THE KONGU VELLALAR INSTITUTE OF TECHNOLOGY TRUST
SCHEDULE FOR FIXED ASSETS


PARTICULARS	Rate Of Depreciation	Cost as at 01.04.2021	Additions Up to 30.09.2021	Additions made after 01.10.2021	Total additions during the Year	Transfers to KEC a/c	Cost as at 31.03.2022	Depreciation Provided upto 31.03.2021	Depreciation Provided during the Year	Depreciation Provided upto 31.03.2022	W.D.V As at 31.03.2021	W.D.V AS at 31.03.2022
Land												
Land	0	4,53,98,184.00	-	-	-	-	4,53,98,184.00	-	-	-	4,53,98,184.00	4,53,98,184.00
KEC Play Ground	10	22,07,351.00	-	-	-	-	22,07,351.00	19,83,973.01	22,337.80	20,06,310.81	2,23,377.99	2,01,040.19
KASL Play Ground	10	4,91,484.00	-	-	-	-	4,91,484.00	4,755.44	4,755.44	4,48,885.02	47,554.42	42,796.98
Total Buildings		4,80,97,019.00	-	-	-	-	4,80,97,019.00	24,27,902.69	27,093.24	24,64,996.83	4,66,69,116.41	4,66,42,023.17
Kongu Arts & Science College	10	19,53,80,646.40	-	11,36,91,335.00	11,36,91,335.00	-	30,90,71,981.40	11,68,47,847.55	1,35,37,846.84	13,03,85,694.18	7,85,32,798.85	17,86,86,287.22
Kongu Polytechnic College	10	15,83,23,793.00	-	-	-	-	15,83,23,793.00	11,49,26,875.56	43,39,811.74	11,92,85,487.31	4,33,98,117.44	3,90,56,305.69
Kongu polytechnic-Work shop	10	1,01,12,740.00	-	-	-	-	1,01,12,740.00	75,36,181.65	2,57,655.83	77,93,837.49	25,78,558.35	23,18,902.51
Kongu National Matriculation School	10	8,72,36,718.00	-	-	-	-	8,72,36,718.00	6,11,77,271.93	26,05,944.61	8,37,83,218.54	2,60,59,446.07	2,34,53,501.46
Kongu Mens Hostel	10	43,45,92,848.00	-	-	-	-	43,45,92,848.00	22,12,52,085.02	2,13,34,078.30	24,25,88,143.32	21,33,40,782.98	19,20,06,704.68
Kongu Ladies Hostel	10	13,50,97,360.00	-	-	-	-	13,50,97,360.00	9,99,89,350.70	35,10,800.93	10,35,00,151.83	3,51,08,009.30	3,15,97,208.37
Kongu Polytechnic Hostel	10	8,55,94,890.00	-	-	-	-	8,55,94,890.00	5,99,64,749.92	26,61,014.01	6,26,45,763.93	2,66,10,140.08	2,39,49,126.07
KASC Mens Hostel	10	2,11,49,741.05	-	-	-	-	2,11,49,741.05	1,83,20,323.91	2,82,941.71	1,86,03,265.82	28,29,417.14	25,46,475.43
KASC Ladies Hostel	10	4,72,30,565.00	-	-	-	-	4,72,30,565.00	3,54,18,213.57	11,81,435.14	3,85,97,648.71	1,18,14,351.43	1,06,32,916.29
KPC Energy Park	10	1,28,768.00	-	-	-	-	1,28,768.00	1,08,088.44	2,286.78	1,08,385.19	22,887.56	20,400.81
KNMS Hostel	10	2,54,56,580.00	-	-	-	-	2,54,56,580.00	1,98,95,481.82	5,56,109.82	2,04,51,591.83	55,61,098.18	50,04,989.37
Trust Office Block	10	7,11,21,452.00	-	-	-	-	7,11,21,452.00	4,49,45,239.66	26,17,821.23	4,75,62,860.90	2,61,76,212.34	2,35,58,591.10
Estate Office	10	5,00,874.00	-	-	-	-	5,00,874.00	4,48,809.13	5,206.48	4,54,015.61	52,064.87	46,858.39
Name Board	10	10,15,101.00	-	-	-	-	10,15,101.00	7,19,231.99	29,586.90	7,48,818.99	2,95,869.01	2,66,282.11
KASC-ATM Room	10	3,65,694.00	-	-	-	-	3,65,694.00	2,44,559.87	12,113.41	2,66,873.28	1,21,134.13	1,09,020.72
KNMS -Open Auditorium	10	23,22,756.00	-	-	-	-	23,22,756.00	15,53,355.81	78,940.02	18,30,295.83	7,89,400.19	6,92,460.17
KNMS Hostel	10	6,44,19,544.00	-	-	-	-	6,44,19,544.00	4,07,09,965.32	23,70,957.87	4,30,80,923.19	2,37,09,578.68	2,13,38,820.81
KASC Two & Four wheeler shed	10	19,52,565.00	-	-	-	-	19,52,565.00	12,33,924.48	71,864.05	13,05,788.54	7,18,840.52	8,48,776.46
KNMS Two & Four wheeler shed	10	13,21,574.00	-	-	-	-	13,21,574.00	7,70,349.62	55,122.44	8,25,472.06	5,51,224.38	4,96,101.94
Vaikaimedu Well	10	22,56,915.00	-	-	-	-	22,56,915.00	20,30,244.98	22,067.00	20,52,911.98	2,26,870.02	2,04,003.02
Well Borewell & Fittings	10	23,82,839.00	-	-	-	-	23,82,839.00	20,79,207.89	28,343.11	21,07,551.00	2,83,431.11	2,55,088.00
Bio Gas Plants	40	21,88,448.00	-	-	-	-	21,88,448.00	21,88,448.00	0.00	21,88,448.00	0.00	0.00
Bus Shelter	10	12,40,395.00	-	-	-	-	12,40,395.00	9,64,159.91	27,623.51	9,91,783.42	2,78,235.09	2,48,811.58
Vaikaimedu Generator Room	10	1,66,778.00	-	-	-	-	1,66,778.00	1,45,375.23	2,140.28	1,47,515.51	21,402.77	19,262.49
KASC Vinayaga Temple	10	6,33,945.00	-	-	-	-	6,33,945.00	6,39,987.02	19,395.80	6,59,382.82	1,93,957.98	1,74,862.18
Bio Gasifier Shed	10	13,64,663.00	-	-	-	-	13,64,663.00	10,83,540.86	28,112.21	11,11,653.07	2,81,122.14	2,53,009.93
Fruit stall	10	22,25,849.00	-	-	-	-	22,25,849.00	14,88,548.72	73,730.03	15,82,278.75	7,37,300.28	6,83,570.25
Children Play Shed	10	5,28,822.00	-	-	-	-	5,28,822.00	4,25,386.22	10,343.58	4,35,729.80	1,03,435.78	93,092.20
Sipcot Shed	10	4,88,380.00	-	-	-	-	4,88,380.00	3,73,148.02	9,521.20	3,82,669.22	95,211.98	85,690.78
KVIT Trust -Veppampa ayam retlaini	10	47,12,349.00	-	-	-	-	47,12,349.00	23,33,230.31	2,37,911.87	25,71,142.18	23,79,118.69	21,41,206.82
Work in progress: land Canal crossing bridge	10	8,21,472.00	-	-	-	-	8,21,472.00	41,073.60	78,039.84	1,19,113.44	7,80,398.40	7,02,358.56
Work in progress: land Erupar land	10	4,21,251.00	-	-	-	-	4,21,251.00	2,08,574.45	21,267.66	2,29,842.10	2,12,676.55	1,91,408.90
Trust Office Car shed	10	5,40,826.00	-	-	-	-	5,40,826.00	2,67,779.74	27,304.83	2,95,084.37	2,73,048.28	2,45,741.83
KVIT Diesel tank work	10	-	-	11,59,416.00	11,59,416.00	-	11,59,416.00	-	57,970.90	57,970.90	-	11,01,447.10
Work in progress		22,14,95,896.00	-	-	7,74,79,100.00	-	7,74,79,100.00	-	-	-	22,14,95,896.00	22,14,95,896.00
Total												
												5,61,53,889.50

21-22



D. N. RAMAN
PRINCIPAL,
KONGU ARTS AND SCIENCE COLLEGE
(AUTONOMOUS)
NANJANAPURAM, ERODE - 638 107

Kongu Engineering College	10	70,22,64,325.85		13,30,44,474.00	13,30,44,474.00	83,53,08,799.85	45,92,69,674.27	3,09,51,688.86	49,02,21,363.12	24,29,94,651.58	34,50,87,436.73
Convention Centre Building	10	19,84,05,858.45				19,84,05,858.45	12,41,18,661.03	72,28,699.74	13,13,47,360.77	7,22,86,997.42	8,50,58,297.86
Kongu School of Architecture	10	13,99,31,576.00				13,99,31,576.00	2,01,67,352.20	1,19,76,422.38	3,21,43,774.58	11,97,84,223.80	10,77,87,801.42
Auditorium	10	32,88,782.00				32,88,782.00	29,28,279.08	36,050.29	29,64,329.37	3,60,502.92	3,24,452.63
Principal Quarters	10	10,30,001.00				10,30,001.00	9,90,878.78	3,912.22	9,94,791.01	39,122.22	35,209.99
Library	10	4,46,83,714.75				4,46,83,714.75	3,50,46,936.42	9,61,677.83	3,60,08,814.25	96,16,778.33	86,55,100.50
Bank	10	28,58,302.00				28,58,302.00	12,91,153.96	1,56,714.80	14,47,868.76	15,67,148.04	14,10,433.24
Bus Shed	10	16,05,273.00				16,05,273.00	12,81,998.11	32,327.49	13,14,325.80	3,23,274.89	2,90,947.40
Canteen	10	80,21,691.00				80,21,691.00	62,77,901.20	1,74,378.68	64,52,280.18	17,43,789.80	15,69,410.82
Temple	10	4,01,565.00				4,01,565.00	3,85,878.28	1,588.67	3,87,446.95	15,686.72	14,118.05
Vinayagar kovil meditation hall	10	28,65,194.00				28,65,194.00	19,16,114.20	94,907.98	20,11,022.18	9,49,079.80	8,54,171.82
Entrance Arch	10	54,281.00				54,281.00	52,210.01	207.10	52,417.11	2,070.99	1,863.89
Dispensary	10	10,75,435.80				10,75,435.80	9,81,678.55	11,375.70	9,73,054.26	1,13,757.05	1,02,381.34
KEC-Alumini Guest House kerb wall	10	3,41,924.00				3,41,924.00	1,50,118.43	19,180.78	1,69,297.19	1,91,807.57	1,72,628.81
KEC-East side STP motor room tank Roofing shed	10	4,81,438.00				4,81,438.00	1,92,557.47	28,888.05	2,21,445.52	2,88,880.53	2,59,992.48
KEC-Flyash compound wall UG Hostel near east side	10	2,70,941.00				2,70,941.00	1,18,952.45	15,198.86	1,34,151.30	1,51,988.55	1,36,789.70
KEC-Fruit stall south side extension	10	4,93,787.00				4,93,787.00	2,16,789.53	27,899.75	2,44,489.27	2,76,997.47	2,49,297.73
KEC-Indor stadium back side	10	14,07,573.00				14,07,573.00	6,17,973.11	78,959.99	6,96,933.10	7,89,599.89	7,10,639.90
flyash compound wall											
KEC-New bus parking area wall	10	9,79,079.00				9,79,079.00	4,29,849.46	54,922.95	4,84,772.41	5,49,229.54	4,94,308.59
KEC-SF no:11 road side wall	10	12,46,173.00				12,46,173.00	5,47,112.94	69,906.01	6,17,018.95	6,99,080.06	6,29,154.05
KEC-GYM	10	5,45,355.00				5,45,355.00	79,076.48	46,627.85	1,25,704.33	4,66,278.53	4,19,650.67
KEC-Play ground north & south kerb wall	10	7,16,609.00				7,16,609.00	3,14,616.07	40,199.29	3,54,815.36	4,01,992.93	3,61,793.64
KEC-quiet block bund area	10	15,68,562.00				15,68,562.00	4,82,254.39	1,08,830.76	5,90,885.15	10,86,307.81	9,77,676.85
KEC-Vinayagar kovil Madapalli	10	11,91,396.00				11,91,396.00	3,68,294.70	82,510.13	4,48,804.83	8,25,101.30	7,42,581.17
Grill Entrance and compound											
Staff Quarters	10	11,18,85,853.80				11,18,85,853.80	7,23,08,672.25	36,57,718.16	7,62,66,390.40	3,95,77,181.55	3,56,19,463.40
Gardening	10	17,78,866.00				17,78,866.00	15,52,092.89	22,677.31	15,74,770.20	2,26,773.11	2,04,085.80
Road Expenses	10	4,46,41,870.00				4,46,41,870.00	2,91,19,220.23	15,72,264.98	3,08,91,485.21	1,57,22,649.77	1,41,50,384.79
Power room and Genset room	10	1,89,49,508.00				1,89,49,508.00	1,26,72,588.02	6,27,692.00	1,33,00,278.01	62,76,919.98	56,49,227.99
Fencing	10	77,91,879.00				77,91,879.00	51,14,190.78	2,67,768.82	53,81,959.81	26,77,688.22	24,09,919.39
Traffic Route Arch	10	6,60,740.00				6,60,740.00	5,53,815.28	10,692.47	5,64,507.75	1,08,924.72	96,232.25
Indoor Stadium	10	52,89,291.00				52,89,291.00	46,78,381.09	81,090.99	47,39,472.08	6,10,909.91	5,49,818.92
Guest House	10	2,39,98,588.00				2,39,98,588.00	1,90,17,329.26	4,98,123.87	1,95,15,453.14	48,81,238.74	44,83,114.86
KEC-Building Borewell & fittings	10	16,10,583.00				16,10,583.00	4,95,167.59	1,11,538.54	6,06,707.13	11,15,395.41	10,03,855.67
KEC-Building Electrical and fittings	10	45,64,907.00				45,64,907.00	14,03,480.66	3,16,142.83	17,19,823.29	31,61,428.34	28,45,283.71
Effluent Treatment Plant	100	63,27,432.00				63,27,432.00	63,27,432.00		63,27,432.00		
Wooden Sculpture	10	2,49,000.00				2,49,000.00	2,05,166.82	4,363.32	2,09,550.14	43,833.18	39,449.80
Total											
								5,96,52,750.55			
								11,68,06,440.05			
Less: Transfer to KEC a/c								5,96,52,750.55			
TOTAL		2,92,76,11,077.00		24,78,96,227.00	32,63,74,327.00	3,03,14,68,408.00	1,67,19,97,242.90	6,61,63,689.50	1,78,78,03,882.95	1,26,59,13,763.00	1,24,36,84,610.95



Dr. N. RAMAN
PRINCIPAL,
KONGU ARTS AND SCIENCE COLLEGE
(AUTONOMOUS)
NANJANAPURAM, ERODE - 638 107

Furniture & Fittings												
Furniture & Fittings	10	40,37,175.00				40,37,175.00	29,94,561.95	1,04,261.30	30,98,823.26	10,42,613.05	9,38,351.74	
Furniture & Fittings(Guest House)	10	2,98,757.00				2,98,757.00	2,09,691.54	8,906.55	2,18,598.09	89,065.46	80,158.91	
EPA&K System	10	21,47,387.00				21,47,387.00	16,77,246.14	47,014.09	17,24,260.23	4,70,140.86	4,23,126.77	
Photos & Frames	10	1,97,265.00				1,97,265.00	1,88,798.57	846.64	1,89,845.21	8,498.43	7,619.79	
Total		66,80,684.00				66,80,684.00	50,70,299.21	1,81,028.58	52,31,328.79	18,10,285.79	14,49,257.21	
Vehicles												
Car	15	44,90,007.71				44,90,007.71	32,88,728.78	1,81,091.84	34,69,820.62	12,07,278.93	10,26,187.09	
Motor Van	15	2,82,015.00				2,82,015.00	19,42,378.45	(2,52,054.52)	16,90,323.46	(16,80,363.45)	(14,28,308.46)	
Tractor	15	19,71,738.00				19,71,738.00	11,80,981.43	1,18,613.49	12,99,594.91	7,90,756.57	6,72,143.09	
Bus chassis purchase	0	1,83,56,810.00	1,83,01,980.20	1,83,01,980.20	1,83,56,810.00	1,83,01,980.20	13,76,760.75	-	13,76,760.75	1,69,80,049.25	1,69,25,219.45	
Lorry	15	11,15,121.00				11,15,121.00	(82,938.24)	1,79,708.89	98,770.65	11,98,059.24	10,18,350.35	
Scooter	15	56,909.00				56,909.00	(1,227.28)	8,720.44	7,493.18	58,138.28	49,415.84	
Motor Cycle	15	3,23,911.00				3,23,911.00	2,67,048.48	8,529.38	2,75,577.86	58,882.52	48,333.14	
TVS-XL-Super	15	1,71,306.00				1,71,306.00	73,255.78	14,707.53	87,963.31	98,050.22	83,342.89	
TVS 50	15	71,988.00				71,988.00	68,352.20	845.37	67,197.57	5,835.80	4,790.43	
Cycles	15	2,626.00				2,626.00	2,598.14	4.18	2,602.32	27.66	23.68	
Total		2,68,28,431.71	1,83,01,980.20	1,83,01,980.20	1,83,56,810.00	2,67,73,601.94	81,13,938.60	2,60,166.69	83,74,104.61	1,87,14,493.21	1,83,99,497.30	
Equipments												
Water Supply Equipments	15	29,10,454.00				29,10,454.00	25,98,842.58	46,741.71	28,45,564.30	3,11,611.42	2,84,869.70	
Public Addressing System	15	5,270.00				5,270.00	5,267.93	0.31	5,288.24	2.07	1.76	
Canteen Equipment	15	24,772.00				24,772.00	23,868.70	135.80	24,002.49	905.30	769.51	
Electrical Fittings	10	2,65,07,074.00				2,65,07,074.00	2,10,49,543.37	5,45,753.06	2,15,95,296.43	54,57,530.83	48,11,777.57	
Guest House Equipments	15	22,69,869.00				22,69,869.00	11,28,937.86	1,71,439.87	12,98,377.53	11,42,931.14	9,71,491.47	
Office Equipments	15	93,35,081.00	1,15,050.00	1,15,050.00		94,50,131.00	71,17,388.06	3,49,911.44	74,87,299.50	22,17,692.94	19,82,831.50	
Xerox Machine	15	1,00,170.00				1,00,170.00	1,00,130.73	5.89	1,00,138.62	39.27	33.38	
Generator	15	1,78,30,090.00				1,78,30,090.00	1,52,32,765.94	3,59,598.61	1,55,92,364.55	23,97,324.06	20,37,725.45	
Campuswide Networking	15	24,60,092.00				24,60,092.00	23,70,198.88	13,483.97	23,83,682.85	89,893.12	76,409.15	
Diesel Bunk Equipments	15	8,16,075.00				8,16,075.00	1,92,513.33	93,534.25	2,86,047.58	6,23,561.67	5,30,027.42	
Kiloskar-Transformer	15	47,33,504.00				47,33,504.00	40,00,793.06	1,09,908.64	41,10,699.70	7,32,710.94	6,22,804.30	
Air Conditioner	15	2,00,599.00				2,00,599.00	1,97,948.06	397.64	1,98,345.70	2,850.94	2,253.30	
Bus Shed Equipment	15	8,10,910.00	18,450.00	18,450.00		8,29,360.00	5,06,189.48	47,099.60	5,53,288.96	3,04,771.65	2,76,122.14	
Garden Equipment	15	31,34,701.00	44,270.00	44,270.00		31,78,971.00	15,91,077.80	2,34,863.78	18,25,941.36	15,43,623.40	13,53,029.84	
Franking machine	15	1,20,000.00				1,20,000.00	89,753.58	4,538.97	94,280.52	30,248.44	25,709.48	
Street Lights	15	4,41,308.00				4,41,308.00	4,40,871.78	110.13	4,40,881.91	734.22	824.09	
KNMS Street Lights	15	58,324.10				58,324.10	50,834.24	1,153.48	51,787.72	7,689.86	6,530.38	
Total		7,15,58,291.10	1,15,050.00	62,720.00	1,77,770.00	7,17,36,061.10	5,66,94,423.14	18,78,672.83	5,86,73,095.97	1,48,63,919.07	1,30,83,016.23	
Loss: Last year bus chassis												
Deprecation reserved									(13,76,760.76)		13,76,760.75	
Grand Total		3,08,07,75,402.81	1,15,050.00	26,82,69,927.20	34,38,64,077.20	1,83,56,810.00	3,18,47,75,674.01	1,74,43,03,805.33	5,85,80,660.76	1,86,11,60,445.39	1,33,84,71,697.49	1,32,36,15,228.62



V.K.MUTHUSAMY
President

20/08/2022

P.C.PALANISAMY
Secretary

E.R.KAARTHIKEYAN
Treasurer

For T.V.Venkataraman & Co.
Dr. N. RAMAN
PRINCIPAL,
(T.V.VENKATARAMANAN)
KONGU ARTS AND SCIENCE COLLEGE
(AUTONOMOUS)
NANJANAPURAM, ERODE - 638 107