



KONGU ARTS AND SCIENCE COLLEGE**INCOME AND EXPENDITURE ACCOUNT FOR THE YEAR ENDED 31.03.2021**


<u>EXPENDITURE</u>		<u>INCOME</u>	
To Administrative & General Charges	5,235,754.69	By Fees Collected from Students	184,869,432.00
To Advertisement Charges	36,708.00	By Bank & Deposit interest received	95,252.55
To Scholarship given to meritorious students	3,450,750.00	By Application Fees	311,400.00
To Students and other Insurance Premium	194,450.00	By Miscellaneous Receipts	752,842.00
To Travelling Expenses	6,973.00	By Autonomous collection	4,892,409.00
To Remuneration to Staff	52,438,278.00	By Vehicle sold	
To Maintenance and other operation expenses	6,386,360.10	Cost of Bolero purchased	
To PF Remitted	8,961,059.00	Earlier year	595,017.00
Less: PF Collection	<u>4,261,415.00</u>	Less: Deprecation reserve	<u>523,076.18</u>
	4,699,644.00		71,940.82
To ESI- Remitted	7,549,673.00	Less: vehicle sold	<u>340,000.00</u>
Less: ESI- Collection	<u>187,050.00</u>		268,059.18
	7,362,623.00		
To Autonomous expenses	6,245,223.00		
To Building tax	538,723.00		
To Electricity Charges	1,723,606.00		
To Purchase of Consumables			
Add: Opening Stock	1,274,505.00		
Add: Purchase	<u>255,184.54</u>		
	1,529,689.54		
Less: Closing Stock	<u>1,174,787.00</u>		
	354,902.54		
To Depreciation	4,493,681.07		
To Excess of Income over Expenditure	98,021,718.33		
	<u>191,189,394.73</u>		<u>191,189,394.73</u>


V.K.MUTHUSAMY
 President


P.C.PALANISAMY
 Secretary



E.R.KAARTHIKEYAN
 Treasurer

For T.V.Venkataramanan & Co.,
 Chartered Accountants



(T.V.VENKATARAMANAN)
 Partner


Perundurai / 01.09.2021






Dr. N. RAMAN
 PRINCIPAL,
 KONGU ARTS AND SCIENCE COLLEGE
 (AUTONOMOUS)
 NANJANAPURAM, ERODE - 638 107

PARTICULARS	Rate Of Depreciation	Cost as at 01.04.2020	Additions Upto 30.09.2020	Additions made after 01.10.2020	Total additions during the Year	Deletions Transfers	Cost as at 31.03.2021	Depreciation Provided upto 31.03.2020	Depreciation Provided during the Year	Depreciation Provided upto 31.03.2021	W.D.V As at 01.04.2020	W.D.V AS at 31.03.2021
Under Grant												
Personal Computer	0	258,640.00	-	-	-	-	258,640.00	-	-	-	258,640.00	258,640.00
Garden Equipments	0	855,074.00	-	-	-	-	855,074.00	-	-	-	855,074.00	855,074.00
Bio Informatics Equipm	0	361,757.00	-	-	-	-	361,757.00	-	-	-	361,757.00	361,757.00
Bio-Tech lab	0	90,000.00	-	-	-	-	90,000.00	-	-	-	90,000.00	90,000.00
UG-CS lab equipment	0	26,990.00	-	-	-	-	26,990.00	-	-	-	26,990.00	26,990.00
UG-CS Library books	0	50,000.00	-	-	-	-	50,000.00	-	-	-	50,000.00	50,000.00
DBT equipment	0	2,043,867.00	-	2,743,252.00	2,743,252.00	-	4,787,119.00	-	-	-	2,043,867.00	4,787,119.00
DBT -Library books	0	141,030.00	-	109,379.00	109,379.00	-	250,409.00	-	-	-	141,030.00	250,409.00
DBT -Furniture	0	182,289.00	-	49,290.00	49,290.00	-	231,579.00	-	-	-	182,289.00	231,579.00
Bio-Chemistry	0	206,430.00	-	-	-	-	206,430.00	-	-	-	206,430.00	206,430.00
MBA Department	0	90,252.00	-	-	-	-	90,252.00	-	-	-	90,252.00	90,252.00
Office Equipment	0	24,000.00	-	-	-	-	24,000.00	-	-	-	24,000.00	24,000.00
Computer Lab Equipm	0	489,207.00	-	-	-	-	489,207.00	-	-	-	489,207.00	489,207.00
Digital copier	0	45,760.00	-	-	-	-	45,760.00	-	-	-	45,760.00	45,760.00
Projector purchase	0	78,965.00	-	-	-	-	78,965.00	-	-	-	78,965.00	78,965.00
Costume & Designing	0	42,134.00	-	-	-	-	42,134.00	-	-	-	42,134.00	42,134.00
sports Equipments	0	300,000.00	-	-	-	-	300,000.00	-	-	-	300,000.00	300,000.00
Total		5,286,396.00	-	2,901,921.00	2,901,921.00	-	8,188,316.00	-	-	-	5,286,396.00	8,188,316.00
Less: Depreciation reserver										(523,076.18)		523,076.18
TOTAL		142,864,008.72	632,105.00	3,161,581.00	3,893,686.00	695,017.00	146,962,677.72	102,881,776.02	4,493,681.07	106,852,379.91	39,982,233.70	39,110,297.81



V.K.MUTHUSAMY
 President
 Perundurai / 01.09.2021



P.C.PALANISAMY
 Secretary


E.R.KARTHIKEYAN
 Treasurer

For T.V.Venkataramanan & Co.,
 Chartered Accountants

(T.V.VENKATARAMANAN)
 Partner





Dr. N. RAMAN
 PRINCIPAL,
 KONGU ARTS AND SCIENCE COLLEGE
 (AUTONOMOUS)
 NANJANAPURAM, ERODE - 638 107



THE KONGU VELLALAR INSTITUTE OF TECHNOLOGY TRUST
SCHEDULE FOR FIXED ASSETS

PARTICULARS	Rate Of Depreciation	Cost as at 01.04.2020	Additions Up to 30.09.2020	Additions made after 01.10.2020	Total additions during the Year	Deletions Transfers	Cost as at 31.03.2021	Depreciation Provided upto 31.03.2020	Depreciation Provided during the Year	Depreciation Provided upto 31.03.2021	W.D.V As at 31.03.2020	W.D.V AS at 31.03.2021
Land												
Land	0	34,250,384.00	-	11,147,800.00	11,147,800.00	-	45,398,184.00	-	-	-	34,250,384.00	45,398,184.00
KEC Play Ground	10	2,207,351.00	-	-	-	-	2,207,351.00	1,959,153.23	24,819.78	1,983,973.01	248,197.77	223,377.99
KASC Play Ground	10	491,484.00	-	-	-	-	491,484.00	438,645.76	5,283.82	443,929.58	52,838.24	47,554.42
Total		36,949,219.00	-	11,147,800.00	11,147,800.00	-	48,097,019.00	2,397,798.99	30,103.60	2,427,902.59	34,551,420.01	45,669,116.41
Buildings												
Kongu Arts & Science College	10	195,380,646.40	-	-	-	-	195,380,646.40	108,121,981.01	8,725,866.54	116,847,847.55	87,258,665.39	78,532,798.85
Kongu Polytechnic College	10	158,323,793.00	-	-	-	-	158,323,793.00	110,103,662.52	4,822,013.05	114,925,675.56	48,220,130.48	43,398,117.44
Kongu polytechnic-Work shop	10	10,112,740.00	-	-	-	-	10,112,740.00	7,249,897.39	286,284.26	7,536,181.65	2,862,842.61	2,578,558.35
Kongu National Matriculation School	10	87,238,718.00	-	-	-	-	87,238,718.00	58,281,777.92	2,895,494.01	61,177,271.93	28,954,940.08	26,059,446.07
Kongu Mens Hostel	10	434,592,848.00	-	-	-	-	434,592,848.00	197,547,533.58	23,704,531.44	221,252,065.02	237,045,314.42	213,340,782.96
Kongu Ladies Hostel	10	135,097,360.00	-	-	-	-	135,097,360.00	96,088,460.78	3,900,889.92	99,989,350.70	39,008,899.22	35,108,009.30
Kongu Polytechnic Hostel	10	86,594,890.00	-	-	-	-	86,594,890.00	57,028,067.69	2,956,682.23	59,984,749.92	29,566,822.31	28,610,140.08
KASC Mens Hostel	10	21,149,741.05	-	-	-	-	21,149,741.05	18,005,944.22	314,379.68	18,320,323.91	3,143,796.83	2,829,417.14
KASC Ladies Hostel	10	45,938,749.00	-	1,291,816.00	1,291,816.00	-	47,230,565.00	34,175,275.41	1,240,938.16	35,416,213.57	11,763,473.59	11,814,351.43
KPC Energy Park	10	128,768.00	-	-	-	-	128,768.00	103,579.32	2,518.62	106,098.44	25,186.18	22,667.56
KNMS Hostel	10	25,456,580.00	-	-	-	-	25,456,580.00	19,277,582.02	617,899.80	19,895,481.82	6,178,997.98	5,561,098.18
Trust Office Block	10	71,121,452.00	-	-	-	-	71,121,452.00	42,036,771.62	2,908,468.04	44,945,239.66	29,084,680.38	26,176,212.34
Estate Office	10	500,874.00	-	-	-	-	500,874.00	443,024.14	5,784.99	448,809.13	57,849.86	52,064.87
Name Board	10	1,015,101.00	-	-	-	-	1,015,101.00	666,357.66	32,874.33	719,231.99	328,743.34	295,889.01
KASC-ATM Room	10	365,694.00	-	-	-	-	365,694.00	231,100.52	13,459.35	244,559.87	134,593.48	121,134.13
KNMS -Open Auditorium	10	2,322,756.00	-	-	-	-	2,322,756.00	1,467,866.90	85,488.91	1,553,355.81	854,889.10	769,400.19
KNMS Hostel	10	64,419,544.00	-	-	-	-	64,419,544.00	38,075,567.69	2,634,397.63	40,709,965.32	26,343,976.31	23,709,578.68
KASC Two & Four wheeler shed	10	1,952,565.00	-	-	-	-	1,952,565.00	1,154,075.54	79,848.95	1,233,924.48	798,489.46	718,840.52
KNMS Two & Four wheeler shed	10	1,321,574.00	-	-	-	-	1,321,574.00	709,102.47	61,247.15	770,349.62	612,471.53	551,224.38
Vaikkalmedu Well	10	2,256,915.00	-	-	-	-	2,256,915.00	2,005,059.42	25,185.56	2,030,244.98	251,855.58	226,670.02
Well, Borewell & Fittings	10	2,362,639.00	-	-	-	-	2,362,639.00	2,047,715.54	31,492.35	2,079,207.89	314,923.46	283,431.11
Bio Gas Plants	40	2,188,446.00	-	-	-	-	2,188,446.00	2,188,446.00	0.00	2,188,446.00	0.00	0.00
Bus Shelter	10	1,240,395.00	-	-	-	-	1,240,395.00	933,467.13	30,692.79	964,159.91	306,927.87	276,235.09
Vaikkalmedu Generator Room	10	166,778.00	-	-	-	-	166,778.00	142,997.15	2,378.09	145,375.23	23,780.85	21,402.77
KASC Vinayaga Temple	10	633,945.00	-	-	-	-	633,945.00	618,436.13	21,550.89	639,987.02	215,508.87	193,957.98
Bio Gasifier Shed	10	1,364,663.00	-	-	-	-	1,364,663.00	1,052,305.07	31,235.79	1,083,540.86	312,357.93	281,122.14
Fruit stall	10	2,225,849.00	-	-	-	-	2,225,849.00	1,406,626.47	81,922.25	1,488,548.72	819,222.53	737,300.28
Children Play Shed	10	528,822.00	-	-	-	-	528,822.00	413,893.36	11,492.86	425,386.22	114,928.84	103,435.78
Sipcot Shed	10	468,360.00	-	-	-	-	468,360.00	362,568.91	10,579.11	373,148.02	105,791.09	95,211.98
KVIT Trust -Veppampalayam retaini	10	4,712,349.00	-	-	-	-	4,712,349.00	2,066,883.79	264,346.52	2,333,230.31	2,643,465.21	2,379,118.69
KVIT Naayanur land Canal crossing bridge	10	-	-	821,472.00	821,472.00	-	821,472.00	-	41,073.60	41,073.60	-	780,398.40
Fencing work at Erupari land	10	421,251.00	-	-	-	-	421,251.00	184,943.72	23,630.73	208,574.45	236,307.28	212,676.55
Trust office Car shed	10	540,826.00	-	-	-	-	540,826.00	237,441.27	30,338.47	267,779.74	303,384.73	273,046.26
Capital Work in Progress		136,758,004.00	-	-	221,496,996.00	-	221,496,996.00	-	-	-	136,758,004.00	221,496,996.00
Total(a)												




Dr. N. RAMAN
PRINCIPAL,
KONGU ARTS AND SCIENCE COLLEGE
(AUTONOMOUS)
NANJANAPURAM, ERODE - 638 107

4-1-4

13

20-21

Kongu Engineering College	10	697,713,217.85	-	4,551,108.00	4,551,108.00	702,264,325.85	432,523,107.87	26,746,566.40	459,269,674.27	265,190,109.98	242,994,651.58
Convention centre Building	10	196,405,658.45	-	-	-	196,405,658.45	116,086,772.42	8,031,888.60	124,118,661.03	80,318,886.03	72,286,997.42
Kongu School of Architecture	10	138,639,720.00	-	1,291,856.00	1,291,856.00	139,931,576.00	6,931,966.00	13,235,368.20	20,167,352.20	131,707,734.00	119,784,223.80
Auditorium	10	3,288,782.00	-	-	-	3,288,782.00	2,888,223.20	40,055.88	2,928,279.08	400,558.80	360,502.92
Principal Quarters	10	1,030,001.00	-	-	-	1,030,001.00	986,531.87	4,346.91	990,878.78	43,469.13	39,122.22
Library	10	44,663,714.75	-	-	-	44,663,714.75	33,978,405.50	1,068,530.93	35,046,936.42	10,685,309.25	9,616,778.33
Bank	10	2,858,302.00	-	-	-	2,858,302.00	1,117,026.40	174,127.56	1,291,153.96	1,741,275.60	1,567,148.04
Bus Shed	10	1,605,273.00	-	-	-	1,605,273.00	1,246,078.68	35,919.43	1,281,998.11	359,194.32	323,274.89
Canteen	10	8,021,691.00	-	-	-	8,021,691.00	6,084,146.77	193,754.42	6,277,901.20	1,937,544.23	1,743,789.80
Temple	10	401,565.00	-	-	-	401,565.00	384,135.31	1,742.97	385,878.28	17,429.69	15,686.72
Vinayagar kovil meditation hall	10	2,865,194.00	-	-	-	2,865,194.00	1,810,660.89	105,453.31	1,916,114.20	1,054,533.11	949,079.80
Entrance Arch	10	54,281.00	-	-	-	54,281.00	51,979.90	230.11	52,210.01	2,301.10	2,070.99
Dispensary	10	1,075,435.60	-	-	-	1,075,435.60	949,038.88	12,639.67	961,678.55	128,396.72	113,757.05
KEC-Alumini Guest House kerb wal	10	341,924.00	-	-	-	341,924.00	128,804.48	21,311.95	150,116.43	213,119.52	191,807.57
KEC-East side STP motor room tank Roofing shed	10	481,438.00	-	-	-	481,438.00	160,459.63	32,097.84	192,557.47	320,978.37	288,880.53
KEC-Flyash compoundwall UG Hostel near east side	10	270,941.00	-	-	-	270,941.00	102,064.83	16,887.62	118,952.45	168,876.17	151,988.55
KEC-fruit stall south side extension	10	493,787.00	-	-	-	493,787.00	186,012.03	30,777.50	216,789.53	307,774.97	276,997.47
KEC-Indor stadium back side	10	1,407,573.00	-	-	-	1,407,573.00	530,239.79	87,733.32	617,973.11	877,333.21	789,599.89
Flyash compound wall	-	-	-	-	-	-	-	-	-	-	-
KEC-New bus parking area wall	10	979,079.00	-	-	-	979,079.00	368,623.96	61,025.50	429,849.46	610,255.04	549,229.54
KEC-SF no:11 road side wall	10	1,246,173.00	-	-	-	1,246,173.00	469,439.60	77,673.34	547,112.94	776,733.40	699,060.06
KEC-GYM	10	545,355.00	-	-	-	545,355.00	27,267.75	51,808.73	79,076.48	518,087.25	466,278.53
KEC-Play ground north & south kerb wall	10	716,609.00	-	-	-	716,609.00	269,950.19	44,655.88	314,616.07	446,658.81	401,992.93
KEC-Toilet block bustand area	10	1,568,562.00	-	-	-	1,568,562.00	381,553.54	120,700.85	482,254.39	1,207,008.46	1,086,307.61
KEC-Vinayagar kovil Madapalli	10	1,191,396.00	-	-	-	1,191,396.00	274,616.78	91,677.92	366,294.70	916,779.22	825,101.30
Grill Entrance and compound	-	-	-	-	-	-	-	-	-	-	-
Staff Quarters	10	111,885,853.80	-	-	-	111,885,853.80	67,911,207.83	4,397,464.62	72,308,672.25	43,974,646.17	39,577,181.55
Gardening	10	1,778,866.00	-	-	-	1,778,866.00	1,526,895.88	25,197.01	1,552,092.89	251,970.12	226,773.11
Road Expenses	10	44,535,105.00	-	308,765.00	308,765.00	44,843,870.00	27,389,301.65	1,729,918.59	29,119,220.23	17,145,803.35	15,722,649.77
Power room and Genset room	10	18,949,506.00	-	-	-	18,949,506.00	11,975,150.46	697,435.55	12,672,586.02	6,974,355.54	6,276,919.98
Fencing	10	7,791,879.00	-	-	-	7,791,879.00	4,816,669.87	297,520.91	5,114,190.78	2,975,209.13	2,677,688.22
Traffic Route Arch	10	660,740.00	-	-	-	660,740.00	541,934.76	11,880.52	553,815.28	118,805.24	106,924.72
Indoor Stadium	10	5,289,291.00	-	-	-	5,289,291.00	4,610,502.21	67,878.88	4,678,381.09	678,788.79	610,909.91
Guest House	10	23,998,568.00	-	-	-	23,998,568.00	18,483,858.29	553,470.97	19,017,329.26	5,534,709.71	4,981,238.74
KEC-Building Borewell & fittings	10	1,610,563.00	-	-	-	1,610,563.00	371,234.77	123,932.62	495,167.59	1,239,328.23	1,115,395.41
KEC-Building Electrical and fittings	10	4,564,907.00	-	-	-	4,564,907.00	1,052,211.06	351,269.59	1,403,480.66	3,512,695.94	3,161,426.34
Effluent Treatment Plant	100	6,327,432.00	-	-	-	6,327,432.00	6,327,432.00	-	6,327,432.00	-	-
Modern Art Sculpture	10	249,000.00	-	-	-	249,000.00	200,296.47	4,870.35	205,166.82	48,703.53	43,833.18
Total(p)								58,547,822.66			
Loss: Transfer to KEC a/c											
TOTAL (a-b)(c)		2,834,609,468.00	-	8,263,017.00	229,760,013.00	2,927,611,077.00	1,557,554,434.17	55,894,986.06	1,671,997,242.92	1,122,883,743.00	1,122,883,743.00



Dr. N. RAMAN
PRINCIPAL,
KONGU ARTS AND SCIENCE COLLEGE
(AUTONOMOUS)
NANJANAPURAM, ERODE - 638 107

Furniture & Fittings												
Furniture & Fittings	10	3,998,943.00	-	38,232.00	38,232.00	4,037,175.00	2,880,840.06	113,721.89	2,994,561.95	1,116,102.94	1,042,613.05	
Furniture & Fittings(Guest House)	10	298,757.00	-	-	-	298,757.00	199,795.38	9,896.16	209,691.54	98,961.62	89,065.46	
EPABX System	10	2,147,387.00	-	-	-	2,147,387.00	1,625,008.27	52,237.87	1,677,246.14	522,378.73	470,140.86	
Photos & Frames	10	197,265.00	-	-	-	197,265.00	187,857.85	940.71	188,798.57	9,407.15	8,466.43	
Total		6,642,352.00	-	38,232.00	38,232.00	6,680,584.00	4,893,501.57	176,796.64	5,070,298.21	1,748,850.43	1,610,285.79	
Vehicles												
Car	15	4,496,007.71	-	-	-	4,496,007.71	3,075,679.58	213,049.22	3,288,728.78	1,420,328.15	1,207,278.93	
Motor Van	15	282,015.00	-	-	-	282,015.00	2,238,913.18	(296,534.73)	1,942,378.45	(1,978,898.18)	(1,680,363.45)	
Tractor	15	1,971,738.00	-	-	-	1,971,738.00	1,041,436.15	139,545.28	1,180,981.43	930,301.85	790,756.57	
Bus chassis purchase	15	-	-	18,356,810.00	18,356,810.00	18,356,810.00	-	1,376,760.75	1,376,760.75	-	16,980,049.25	
Lorry	15	1,115,121.00	-	-	-	1,115,121.00	(294,360.46)	211,422.22	(82,938.24)	1,409,481.48	1,198,059.24	
Scooter	15	29,185.00	-	81,839.00	81,839.00	56,909.00	30,970.64	5,870.08	36,840.72	(1,785.64)	20,068.28	
Motor Cycle	15	323,911.00	-	-	-	323,911.00	257,013.92	10,034.56	267,048.48	66,897.08	56,862.52	
TVS-XL-Super	15	171,306.00	-	-	-	171,306.00	55,952.80	17,302.98	73,255.78	115,353.20	98,050.22	
TVS 50	15	71,988.00	-	-	-	71,988.00	65,357.85	994.55	66,352.20	6,630.35	5,635.80	
Cycles	15	2,626.00	-	-	-	2,626.00	2,593.22	4.92	2,598.14	32.78	27.86	
Total		8,443,897.71	-	18,438,649.00	18,438,649.00	26,828,431.71	6,473,556.66	1,678,449.83	8,152,006.50	1,970,341.05	18,676,425.21	
Equipments												
Water Supply Equipments	15	2,910,454.00	-	-	-	2,910,454.00	2,543,852.33	54,990.25	2,598,842.58	368,601.67	311,811.42	
Public Addressing System	15	5,270.00	-	-	-	5,270.00	5,267.57	0.37	5,267.93	2.43	2.07	
Canteen Equipment	15	24,772.00	-	-	-	24,772.00	23,706.94	159.76	23,866.70	1,065.06	905.30	
Electrical Fittings	10	26,507,074.00	-	-	-	26,507,074.00	20,443,151.07	606,392.29	21,049,543.37	6,063,922.93	5,457,530.63	
Guest House Equipments	15	2,269,869.00	-	-	-	2,269,869.00	925,244.13	201,693.73	1,126,937.86	1,344,624.87	1,142,931.14	
Office Equipments	15	9,131,355.00	78,976.00	124,750.00	203,726.00	9,335,081.00	6,737,037.84	380,350.22	7,117,388.06	2,394,317.16	2,217,892.94	
Xerox Machine	15	100,170.00	-	-	-	100,170.00	100,123.80	6.93	100,130.73	46.20	39.27	
Generator	15	17,830,090.00	-	-	-	17,830,090.00	14,809,708.75	423,057.19	15,232,765.94	2,820,381.25	2,397,324.06	
Campuswide Networking	15	2,460,092.00	-	-	-	2,460,092.00	2,354,335.39	15,863.49	2,370,198.88	105,756.61	89,893.12	
Diesel Bunk Equipments	15	148,667.00	-	667,408.00	667,408.00	816,075.00	141,361.98	51,151.35	192,513.33	7,305.02	623,581.67	
Kirloskar-Transformer	15	4,733,504.00	-	-	-	4,733,504.00	3,871,491.13	129,301.93	4,000,793.06	862,012.87	732,710.94	
Air Conditioner	15	200,599.00	-	-	-	200,599.00	197,480.24	467.81	197,948.06	3,118.76	2,850.94	
Bus Shed Equipment	15	810,910.00	-	-	-	810,910.00	452,408.26	53,783.23	506,189.46	358,554.85	304,771.64	
Garden Equipment	15	3,122,001.00	12,700.00	-	12,700.00	3,134,701.00	1,318,673.48	272,404.13	1,591,077.60	1,803,327.52	1,543,623.40	
Franking machine	15	120,000.00	-	-	-	120,000.00	84,415.95	5,337.61	89,753.56	35,584.05	30,246.44	
Street Lights	15	441,306.00	-	-	-	441,306.00	440,442.21	129.57	440,571.78	863.79	734.22	
KNMS Street Lights	15	58,324.10	-	-	-	58,324.10	49,277.21	1,357.03	50,634.24	9,046.89	7,889.86	
Total		70,674,457.10	91,676.00	792,158.00	883,834.00	71,558,291.10	54,497,976.28	2,196,446.89	56,694,423.14	16,176,531.93	14,863,919.06	
Less Depreciation reserve									(38,068.00)		38,068.00	
Grand Total		2,957,319,393.81	91,676.00	38,679,856.00	260,268,528.00	54,115.00	3,080,775,402.81	1,625,817,267.66	69,976,783.03	1,744,303,805.33	1,331,502,126.16	1,336,471,697.48



V.K.MUTHUSAMY
President

Perundurai / 01.09.2021

P.C.PALANISAMY
Secretary

E.R.KAARTHIKEYAN
Treasurer

Dr. N. RAMAN
PRINCIPAL,
KONGU ARTS AND SCIENCE COLLEGE
(AUTONOMOUS)
NANJANAPURAM, ERODE - 638 107

For T.V.Venkataramanan & Co.,
Chartered Accountants

T.V.VENKATARAMANAN
Partner

