




**KONGU ARTS AND SCIENCE COLLEGE****INCOME AND EXPENDITURE ACCOUNT FOR THE YEAR ENDED 31.03.2020**

<u>EXPENDITURE</u>		<u>INCOME</u>	
To Administrative & General Charges	14,930,399.52	By Fees Collected from Students	225,089,039.00
To Advertisement Charges	287,430.00	By Bank & Deposit interest received	74,507.00
To Student Education Scholarship Paid	763,524.00	By Application Fees	269,850.00
To Students and other Insurance Premium	253,288.00	By Miscellaneous Receipts	3,559,200.00
To Travelling Expenses	50,067.00	By Autonomous collection	13,614,772.00
To Remuneration to Staff	61,772,148.00		
To Maintenance and other operation expenses	4,271,938.00		
To PF Remitted	11,315,396.00		
Less: PF Collection	<u>5,637,266.00</u>		
	5,678,130.00		
To ESI- Remitted	864,357.00		
Less: ESI- Collection	<u>339,608.00</u>		
	524,749.00		
To Autonomous expenses	8,156,557.00		
To Building tax	384,802.00		
To Electricity Charges	4,376,602.00		
To Purchase of Consumables			
Add: Opening Stock	1,294,624.00		
Add: Purchase	<u>314,855.18</u>		
	1,609,479.18		
Less: Closing Stock	<u>1,274,505.00</u>		
	334,974.18		
To Depreciation	5,094,865.04		
To Excess of Income over Expenditure	135,727,894.26		
	<u><u>242,607,368.00</u></u>		
			<u><u>242,607,368.00</u></u>

  
**V.K.MUTHUSAMY**  
 President


  
**P.C.PALANISAMY**  
 Secretary

  
**E.R.KAARTHIKEYAN**  
 Treasurer



Perundurai / 19.09.2020



  
**Dr. N. RAMAN**  
 PRINCIPAL,  
 KONGU ARTS AND SCIENCE COLLEGE  
 (AUTONOMOUS)  
 NANJANAPURAM, ERODE - 638 107



**KONGU ARTS AND SCIENCE COLLEGE**  
**SCHEDULE OF FIXED ASSETS**


PARTICULARS	Rate Of Depreciation	Cost as at 01.04.2019	Additions Upto 30.09.2019	Additions made after 01.10.2019	Total additions during the Year	Deletions Transfers	Cost as at 31.03.2020	Depreciation Provided upto 31.03.2019	Depreciation Provided during the Year	Depreciation Provided upto 31.03.2020	W.D.V As at 01.04.2019	W.D.V AS at 31.03.2020
<b>Lab Equipments</b>												
Bio-Chemistry	15	3,227,521.05	-	-	-	-	3,227,521.05	2,871,296.05	53,433.75	2,924,729.80	356,225.00	302,791.25
Costume & Designing I	15	5,102,254.00	-	353,043.00	353,043.00	-	5,455,297.00	3,516,695.24	264,312.04	3,781,007.28	1,585,558.76	1,674,289.72
Computer Lab	15	17,635,012.00	-	350,000.00	350,000.00	-	17,985,012.00	10,526,519.57	1,092,523.86	11,619,043.44	7,108,492.43	6,365,968.56
Corprate Sectrayship	15	197,730.00	-	-	12,750.00	-	210,480.00	93,271.25	16,625.06	109,896.31	104,458.75	100,583.69
Maths Department	15	320,597.00	48,500.00	31,500.00	80,000.00	-	400,597.00	238,873.26	21,896.06	260,769.32	81,723.74	139,827.68
Placement Cell Equipment	15	529,172.00	40,100.00	-	40,100.00	-	569,272.00	329,617.34	35,948.20	365,565.54	199,554.66	203,706.46
E.D.Cell	15	29,299.00	-	-	-	-	29,299.00	15,151.81	2,122.08	17,273.89	14,147.19	12,025.11
Commerce	15	3,156,695.00	-	-	-	-	3,156,695.00	2,017,175.93	170,927.86	2,188,103.79	1,139,519.07	968,591.21
MBA Department	15	2,359,521.00	33,600.00	-	33,600.00	-	2,393,121.00	1,948,808.45	66,646.88	2,015,455.33	410,712.55	377,665.67
BBA Lab Equipment	15	203,930.00	33,686.00	-	33,686.00	-	237,616.00	108,516.10	19,364.99	127,881.08	95,413.90	109,734.92
BCA Lab Equipment	15	1,374,010.00	-	-	-	-	1,374,010.00	583,122.04	118,633.19	701,755.24	790,887.96	672,254.76
Physics lab equipment	15	1,503,398.00	-	-	-	-	1,503,398.00	577,284.06	138,917.09	716,201.15	926,113.94	787,196.85
MCA Department	15	106,449.00	-	-	-	-	106,449.00	26,203.46	12,036.83	38,240.29	80,245.54	68,208.71
Tamil department	15	157,190.00	12,800.00	-	12,800.00	-	169,990.00	40,996.82	19,348.98	60,345.80	116,193.18	109,644.20
Master of Social Welfare lab	15	91,500.00	-	-	-	-	91,500.00	12,020.82	11,921.88	23,942.70	79,479.18	67,557.30
Hindi department	15	38,200.00	-	-	-	-	38,200.00	12,288.57	3,886.71	16,175.29	25,911.43	22,024.71
Catering Lab	15	2,518,810.00	-	-	-	-	2,518,810.00	2,129,170.63	58,145.91	2,187,316.53	387,639.37	329,493.47
Bio-Tec Lab	15	2,578,657.00	-	-	-	-	2,578,657.00	2,199,740.16	56,837.53	2,256,577.68	378,916.84	322,079.32
CT/IT Lab	15	50,020.00	-	-	-	-	50,020.00	23,086.83	4,039.98	27,126.81	26,933.17	22,893.19
Library Equipment	15	1,231,497.00	-	44,250.00	44,250.00	-	1,275,747.00	764,370.21	73,387.77	837,757.98	467,126.79	437,989.02
Lanuage Lab	15	1,754,605.00	42,500.00	-	42,500.00	-	1,797,105.00	1,455,828.13	51,191.53	1,507,019.66	298,776.87	290,085.34
<b>Total</b>		<b>44,164,067.05</b>	<b>211,186.00</b>	<b>791,543.00</b>	<b>1,002,729.00</b>	<b>-</b>	<b>45,166,796.05</b>	<b>29,490,036.73</b>	<b>2,292,148.17</b>	<b>31,782,184.91</b>	<b>14,674,030.32</b>	<b>13,384,611.14</b>
<b>Computer</b>												
Computer	40	22,520,044.07	-	-	-	-	22,520,044.07	22,519,606.55	175.01	22,519,781.56	437.52	262.51
<b>Total</b>		<b>22,520,044.07</b>	<b>-</b>	<b>-</b>	<b>-</b>	<b>-</b>	<b>22,520,044.07</b>	<b>22,519,606.55</b>	<b>175.01</b>	<b>22,519,781.56</b>	<b>437.52</b>	<b>262.51</b>
<b>Other Equipments</b>												
Intercom	10	77,292.00	-	-	-	-	77,292.00	70,034.67	725.73	70,760.40	7,257.33	6,531.60
Autonomous equipment	15	338,442.00	-	29,000.00	29,000.00	-	367,442.00	86,835.44	39,915.98	126,751.42	251,606.56	240,690.58
Duplicate Machine	15	40,488.00	-	-	-	-	40,488.00	40,253.68	35.15	40,288.83	234.32	199.17
Electrical Fittings	10	9,063,526.33	-	49,617.00	49,617.00	-	9,113,143.33	4,422,108.18	466,622.66	4,888,730.85	4,641,418.15	4,224,412.48
Generator	15	344,640.00	-	-	-	-	344,640.00	341,537.38	465.39	342,002.77	3,102.62	2,637.23
Examsection	15	1,119,775.00	-	-	-	-	1,119,775.00	513,689.33	90,912.85	604,602.18	606,085.67	515,172.82
Guest House Equipmei	15	392,910.00	-	-	-	-	392,910.00	334,570.39	8,750.94	343,321.34	58,339.61	49,588.66
Office Equipment	15	2,663,338.25	14,300.00	80,712.00	95,012.00	-	2,758,350.25	1,981,542.56	110,467.75	2,092,010.31	681,795.69	666,339.94
Oil Engine	15	35,587.20	-	-	-	-	35,587.20	35,099.01	73.23	35,172.24	488.19	414.96
Fire Extingulsher	15	67,200.00	-	-	-	-	67,200.00	43,756.38	3,516.54	47,272.92	23,443.62	19,927.08
Pipes & Fittings	15	18,624.30	-	-	-	-	18,624.30	11,495.10	1,069.38	12,564.48	7,129.21	6,059.82
Sanitary Equipments	15	103,608.06	-	-	-	-	103,608.06	48,816.65	8,218.71	57,035.36	54,791.41	46,572.70
Software purchase	40	31,300.00	-	-	-	-	31,300.00	31,267.69	12.92	31,280.61	32.31	19.39
sports Equipments	15	703,783.21	27,740.00	72,871.00	100,611.00	-	804,394.21	478,738.19	43,383.08	522,121.27	225,045.02	282,272.94
TV & VCR	15	90,830.00	-	-	-	-	90,830.00	89,941.47	133.28	90,074.75	888.53	755.25
Solar Systems	40	3,160,000.00	-	-	-	-	3,160,000.00	2,932,480.00	91,008.00	3,023,488.00	227,520.00	136,512.00
Typewriter	15	235,852.55	-	-	-	-	235,852.55	132,453.79	15,509.81	147,963.60	103,398.76	87,888.95
Vaccum Cleaner	15	4,850.00	-	-	-	-	4,850.00	4,821.93	4.21	4,826.14	28.07	23.86
Water Supply Equipme	15	122,766.00	284,000.00	-	284,000.00	-	406,766.00	120,697.84	42,910.22	163,608.06	2,068.16	243,157.94
ETP Plant equipment	15	1,456,000.00	-	-	-	-	1,456,000.00	948,055.03	76,191.75	1,024,246.77	507,944.97	431,753.23
Gardening	10	49,243.00	-	-	-	-	49,243.00	42,923.61	631.94	43,555.55	6,319.39	5,687.45
Seminar hall equipment	15	607,500.00	-	-	-	-	607,500.00	358,165.35	37,400.20	395,565.55	249,334.65	211,934.45
Garden Equipments	15	666,920.25	-	-	-	-	666,920.25	587,877.68	14,856.39	582,734.07	99,042.57	84,186.18
Canteen Equipment	15	95,000.00	-	-	-	-	95,000.00	84,375.43	1,593.68	85,969.12	10,624.57	9,030.88
Borewell	10	1,002,287.00	-	-	-	-	1,002,287.00	339,141.86	66,314.51	405,456.38	663,145.14	596,830.62
<b>Total</b>		<b>22,491,763.15</b>	<b>326,040.00</b>	<b>232,200.00</b>	<b>558,240.00</b>	<b>-</b>	<b>23,050,003.15</b>	<b>14,060,678.65</b>	<b>1,120,724.33</b>	<b>15,181,402.97</b>	<b>8,431,084.50</b>	<b>7,868,600.18</b>
<b>Rehbles</b>												
Motor Cars	15	4,835,565.00	-	-	-	-	4,835,565.00	2,421,299.55	362,139.82	2,783,439.36	2,414,265.45	2,052,125.64
Goods Vehicle	15	276,498.00	-	-	-	-	276,498.00	233,698.18	6,419.97	240,118.19	42,799.82	36,379.81
cycle	15	12,350.00	-	-	-	-	12,350.00	2,668.71	1,452.19	4,120.90	9,681.29	8,229.10
Motor Cycle & Moped	15	136,321.00	-	68,500.00	68,500.00	44,510.00	160,311.00	90,198.93	12,055.81	102,254.74	46,122.07	58,056.26
<b>Total</b>		<b>5,260,734.00</b>	<b>-</b>	<b>68,500.00</b>	<b>68,500.00</b>	<b>44,510.00</b>	<b>5,284,724.00</b>	<b>2,747,865.37</b>	<b>382,067.80</b>	<b>3,129,933.20</b>	<b>2,512,868.64</b>	<b>2,154,790.80</b>
<b>Furniture &amp; Fittings</b>												
Furniture & Fittings	10	33,820,462.74	88,697.00	260,373.00	349,070.00	-	34,169,532.74	22,799,313.49	1,124,003.28	23,923,316.77	11,021,149.25	10,246,215.98
Tonnes		33,820,462.74	88,697.00	260,373.00	349,070.00	-	34,169,532.74	22,799,313.49	1,124,003.28	23,923,316.77	11,021,149.25	10,246,215.98
Library												





**Dr. N. RAMAN**  
**PRINCIPAL,**  
**KONGU ARTS AND SCIENCE COLLEGE**  
**(AUTONOMOUS)**  
**NANJANAPURAM, ERODE - 638 107**




PARTICULARS	Rate Of Depreciation	Cost as at 01.04.2019	Additions Upto 30.09.2019	Additions made after 01.10.2019	Total additions during the Year	Deletions Transfers	Cost as at 31.03.2020	Depreciation Provided upto 31.03.2019	Depreciation Provided during the Year	Depreciation Provided upto 31.03.2020	W.D.V As at 01.04.2019	W.D.V AS at 31.03.2020
Library Books	15	7,372,566.71	12,044.00	1,903.00	13,947.00	-	7,386,513.71	6,213,919.16	175,746.46	6,389,665.62	1,158,647.55	996,848.09
Total		7,372,566.71	12,044.00	1,903.00	13,947.00	-	7,386,513.71	6,213,919.16	175,746.46	6,389,665.62	1,158,647.55	996,848.09
<b>Under Grant</b>												
Personal Computer	0	258,640.00	-	-	-	-	258,640.00	-	-	-	258,640.00	258,640.00
Garden Equipments	0	855,074.00	-	-	-	-	855,074.00	-	-	-	855,074.00	855,074.00
Bio Informatics Equipm	0	361,757.00	-	-	-	-	361,757.00	-	-	-	361,757.00	361,757.00
Bio-Tech lab	0	90,000.00	-	-	-	-	90,000.00	-	-	-	90,000.00	90,000.00
UG-CS lab equipment	0	26,990.00	-	-	-	-	26,990.00	-	-	-	26,990.00	26,990.00
UG-CS Library books	0	50,000.00	-	-	-	-	50,000.00	-	-	-	50,000.00	50,000.00
DBT equipment	0	-	2,043,867.00	2,043,867.00	2,043,867.00	-	2,043,867.00	-	-	-	-	2,043,867.00
DBT -Library books	0	-	141,030.00	141,030.00	141,030.00	-	141,030.00	-	-	-	-	141,030.00
DBT -Furniture	0	-	182,289.00	182,289.00	182,289.00	-	182,289.00	-	-	-	-	182,289.00
Bio-Chemistry	0	206,430.00	-	-	-	-	206,430.00	-	-	-	206,430.00	206,430.00
MBA Department	0	90,252.00	-	-	-	-	90,252.00	-	-	-	90,252.00	90,252.00
Office Equipment	0	24,000.00	-	-	-	-	24,000.00	-	-	-	24,000.00	24,000.00
Computer Lab Equipm	0	489,207.00	-	-	-	-	489,207.00	-	-	-	489,207.00	489,207.00
Digital copier	0	45,760.00	-	-	-	-	45,760.00	-	-	-	45,760.00	45,760.00
Projector purchase	0	78,965.00	-	-	-	-	78,965.00	-	-	-	78,965.00	78,965.00
Costume & Designing I	0	42,134.00	-	-	-	-	42,134.00	-	-	-	42,134.00	42,134.00
sports Equipments	0	300,000.00	-	-	-	-	300,000.00	-	-	-	300,000.00	300,000.00
Total		2,919,209.00	-	2,367,186.00	2,367,186.00	-	5,286,395.00	-	-	-	2,919,209.00	5,286,395.00
Less: Depreciation reserver		-	-	-	-	-	-	-	-	(44,510.00)	-	44,510.00
<b>TOTAL</b>		<b>138,548,846.72</b>	<b>637,967.00</b>	<b>3,721,705.00</b>	<b>4,359,672.00</b>	<b>44,510.00</b>	<b>142,864,008.72</b>	<b>97,831,419.95</b>	<b>5,094,865.04</b>	<b>102,881,775.02</b>	<b>40,717,426.77</b>	<b>39,982,233.70</b>

  
**V.K.MUTHUSAMY**  
 President  
 Perundurai / 19.09.2020


  
**P.C.PALANISAMY**  
 Secretary

  
**E.R.KAARTHIKEYAN**  
 Treasurer

For T.V.Venkataramanan & Co.,  
 Chartered Accountants

  
**(T.V.VENKATARAMANAN)**  
 Partner



  
**Dr. N. RAMAN**  
 PRINCIPAL,  
 KONGU ARTS AND SCIENCE COLLEGE  
 (AUTONOMOUS)  
 NANJANAPURAM, ERODE - 638 107

