

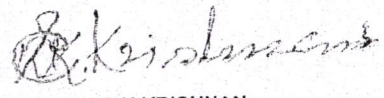


**KONGU ARTS AND SCIENCE COLLEGE****INCOME AND EXPENDITURE ACCOUNT FOR THE YEAR ENDED 31.03.2018**

<u>EXPENDITURE</u>		<u>INCOME</u>	
To Administrative & General Charges	1,59,83,569.62	By Fees Collected from Students	20,38,71,799.00
To Advertisement Charges	3,41,396.00	By Bank & Deposit interest received	38,156.00
To Student Education Scholarship Paid	7,80,951.00	By Application Fees	4,91,150.00
To Students and other Insurance Premium	1,80,941.00	By Miscellaneous Receipts	41,21,412.00
To Travelling Expenses	43,516.00	By Autonomous collection	88,79,061.00
To Remuneration to Staff	5,71,32,488.00		
To Maintenance and other operation expenses	47,55,319.00		
To PF Remitted	1,02,75,244.00		
Less: PF Collection	49,33,958.00		
	53,41,286.00		
To Autonomous expenses	53,57,460.90		
To Electricity Charges	42,37,436.00		
To Purchase of Consumables			
Add: Opening Stock	13,00,719.56		
Add: Purchase	5,60,225.66		
	18,60,945.22		
Less: Closing Stock	12,81,631.00		
	5,79,314.22		
To Depreciation	56,77,115.71		
To Excess of Income over Expenditure	11,69,90,784.55		
	<u>21,74,01,578.00</u>		<u>21,74,01,578.00</u>

  
**PARAMESWARI LINGAMURTHY**  
 President


  
**P.SATHIYAMOORTHY**  
 Secretary

  
**E.R.K.KRISHNAN**  
 Treasurer


-Perundurai / 18.08.2018



For T.V.Venkataramanan & Co.,  
 Chartered Accountants



(T.V.VENKATARAMANAN)  
 Partner

  
**Dr. N. RAMAN**  
 Chartered PRINCIPAL,  
 KONGU ARTS AND SCIENCE COLLEGE  
 (AUTONOMOUS)  
 NANJANAPURAM, ERODE - 638 107



PARTICULARS	Rate Of Depreciation	Cost as at 01.04.2017	Additions Upto 30.09.2017	Additions made after 01.10.2017	Tot. I additions during the Year	Cost as at 31.03.2018	Depreciation Provided upto 31.03.2017	Depreciation Provided during the Year	Depreciation Provided upto 31.03.2018	W.D.V As at 01.04.2017	W.D.V AS at 31.03.2018
Under Grant										2,58,640.00	2,58,640.00
Personal Computer	0	2,58,640.00	-	-	-	2,58,640.00	-	-	-	2,58,640.00	2,58,640.00
Garden Equipments	0	8,55,074.00	-	-	-	8,55,074.00	-	-	-	8,55,074.00	8,55,074.00
Bio Informatics Equipm	0	3,61,757.00	-	-	-	3,61,757.00	-	-	-	3,61,757.00	3,61,757.00
Bio-Tech lab	0	90,000.00	-	-	-	90,000.00	-	-	-	90,000.00	90,000.00
Bio-Chemistry		62,500.00		52,685.00	52,685.00	1,15,185.00					1,15,185.00
MBA Department		90,252.00		-	-	90,252.00				90,252.00	90,252.00
Office Equipment	0	24,000.00	-	-	-	24,000.00	-	-	-	24,000.00	24,000.00
Computer Lab Equipm	0	4,89,207.00	-	-	-	4,89,207.00	-	-	-	4,89,207.00	4,89,207.00
Digital copier	0	45,760.00	-	-	-	45,760.00	-	-	-	45,760.00	45,760.00
Projector purchase	0	78,965.00	-	-	-	78,965.00	-	-	-	78,965.00	78,965.00
Costume & Designing	0	42,134.00	-	-	-	42,134.00	-	-	-	42,134.00	42,134.00
sports Equipments	0	3,00,000.00	-	-	-	3,00,000.00	-	-	-	3,00,000.00	3,00,000.00
Total		26,98,289.00		52,685.00	52,685.00	27,50,974.00				26,35,789.00	27,50,974.00
<b>TOTAL</b>		<b>12,98,39,301.72</b>	<b>30,01,711.00</b>	<b>3,79,188.00</b>	<b>33,80,899.00</b>	<b>13,32,20,200.72</b>	<b>8,68,47,728.66</b>	<b>56,77,115.71</b>	<b>9,25,24,844.37</b>	<b>4,29,29,073.06</b>	<b>4,06,95,356.35</b>


42

*P. Sathiyamoorthy*  
 PARAMESWARI LINGAMURTHY  
 President  
 Perundurai / 18.08.2018

*P. Sathiyamoorthy*  
 P.SATHIYAMOORTHY  
 Secretary

*E.R.K. Krishnan*  
 E.R.K.KRISHNAN  
 Treasurer

For T.V.Venkataramanan & Co.,  
 Chartered Accountants  
*T.V. Venkataramanan*  
 (T.V.VENKATARAMANAN)  
 Partner



*d*  
**Dr. N. RAMAN**  
 PRINCIPAL,  
 KONGU ARTS AND SCIENCE COLLEGE  
 (AUTONOMOUS)  
 NANJANAPURAM, ERODE - 638 107

