


**KONGU ARTS AND SCIENCE COLLEGE(AUTONOMOUS), ERODE-638107.**  
**DEPARTMENT OF COMPUTER TECHNOLOGY AND INFORMATION TECHNOLOGY**

**CO-PO, PSO MATRIX**

**PROGRAMME : B.Sc. INFORMATION TECHNOLOGY**

**BATCH: 2019-2022**


COURSE	SUBJECT NAME	PO1	PO2	PO3	PO4	PO5	PO6	PO7	PSO1	PSO2	PSO3
17T01	Language - I	2.00	3.00	3.00	2.00	3.00	3.00	3.00	0.00	0.00	0.00
17E01	English - I	-	1.75	1.75	0.58	1.17	-	1.75	-	-	-
17UAMCT101	Core 1: Digital Principles	3.00	3.00	2.00	1.00	1.00	1.00	3.00	3.00	3.00	3.00
17UAMCT102	Core 2: C Programming	2.00	2.00	1.33	0.67	0.67	0.67	2.00	2.00	2.00	2.00
17UAMCP103	Core Lab 1: C Programming Lab	3.00	3.00	2.00	1.00	1.00	1.00	3.00	3.00	3.00	3.00
17UAMAT104	Allied 1: Numerical and Statistical Methods	0.25	0.25	0.17	-	0.17	-	0.25	0.25	0.25	0.25
17ES01	Foundation Course I: Environmental Studies	3.00	3.00	3.00	3.00	1.00	2.00	3.00	3.00	3.00	3.00
17T02	Language - II	2.00	2.00	2.00	3.00	3.00	1.00	1.00	0.00	0.00	0.00
17E02	English - II	-	3.00	3.00	1.00	2.00	-	3.00	-	-	-
17UAMCT201	Core 3: Data Structures	3.00	3.00	2.00	2.00	2.00	1.00	3.00	3.00	2.00	3.00
17UAMCT202	Core 4: Object Oriented Programming with C++	3.00	3.00	2.00	2.00	2.00	1.00	3.00	3.00	2.00	3.00
17UAMCP203	Core Lab 2: C++ Programming Lab	3.00	3.00	2.00	2.00	2.00	1.00	3.00	3.00	2.00	3.00
17UAMAT204	Allied 2: Discrete Mathematics	3.00	2.00	2.00	3.00	-	-	2.00	3.00	3.00	2.00
17VE01	Foundation Course II: Value Education	0.00	0.00	0.00	0.00	0.00	0.00	0.00	0.00	0.00	0.00
17UAMCT301	Core 5: Database Systems	2.75	2.75	1.83	0.92	0.92	0.92	2.75	2.75	2.75	2.75
17UAMCT302	Core 6: Java Programming	3.00	3.00	2.00	2.00	1.00	1.00	3.00	3.00	2.00	3.00
17UAMCP303	Core Lab 3: Java Programming Lab	3.00	3.00	2.00	2.00	1.00	1.00	3.00	3.00	2.00	3.00
17UAMAT304	Allied 3: Microprocessor and ALP	3.00	1.00	1.00	-	-	-	3.00	3.00	3.00	3.00
17UAMSP305	Skill Based Course 1(Lab): Database Systems	3.00	1.00	1.00	-	1.00	1.00	3.00	3.00	3.00	3.00



**Dr. N. RAMAN**  
 PRINCIPAL,  
 KONGU ARTS AND SCIENCE COLLEGE  
 (AUTONOMOUS)  
 NANJANAPURAM. ERODE - 638 107

17UAGNT307	Non Major Elective - I Fundamentals of Accounting	3.00	1.00	3.00	1.00	1.00	2.00	3.00	3.00	3.00	3.00
17UAMCT401	Core 7: Operating Systems	3.00	3.00	2.00	1.00	1.00	1.00	3.00	3.00	3.00	3.00
17UAMCT402	Core 8: Web Technology	3.00	3.00	2.00	1.00	1.00	1.00	3.00	3.00	2.00	3.00
17UAMCP403	Core Lab 4: Web Technology Lab	3.00	3.00	2.00	1.00	1.00	1.00	3.00	3.00	2.00	3.00
17UAMAT404	Allied 4: Embedded Systems	3.00	3.00	2.00	1.00	1.00	1.00	3.00	3.00	3.00	3.00
17UAMSP405	Skill Based Course 2 (Lab): Multimedia Lab	3.00	1.00	1.00	-	1.00	1.00	3.00	3.00	3.00	3.00
17UAGNT407	Non Major Elective - II Practical Auditing	3.00	3.00	2.00	2.00	3.00	2.00	2.00	3.00	3.00	3.00
17UAMCT501	Core 9: Data Communications and Networks	2.75	2.75	1.83	2.75	0.92	0.92	2.75	2.75	2.75	2.75
17UAMCT502	Core 10: Software Engineering	3.00	3.00	2.00	3.00	1.00	1.00	3.00	3.00	2.00	3.00
17UAMCT503	Core 11: Visual Basic .NET Programming	2.75	2.75	1.83	1.83	0.92	0.92	2.75	2.75	1.83	2.75
17UAMCP504	Core Lab 5: VB .NET Programming Lab	3.00	3.00	2.00	2.00	1.00	1.00	3.00	3.00	2.00	3.00
17UAMET505	Elective - I: Programming in PHP	2.75	0.92	0.92	-	0.92	0.92	2.75	2.75	2.75	2.75
17UAMSP508	Skill Based Course 3 (Lab): PHP Programming Lab	3.00	1.00	1.00	-	1.00	1.00	3.00	3.00	3.00	3.00
17UAMCT601	Core 12: Information Security	2.75	2.75	1.83	2.75	0.92	0.92	2.75	2.75	1.83	2.75
17UAMCP602	Core Lab 6: Information Security Lab	3.00	3.00	2.00	3.00	1.00	1.00	3.00	3.00	2.00	3.00
17UAMET604	Elective - II :Data Mining	2.50	0.83	0.83	1.67	0.83	0.83	2.50	2.50	2.50	2.50
17UAMET608	Elective - III: Internet of Things	2.75	0.92	0.92	-	0.92	0.92	2.75	2.75	2.75	2.75
17UAMCV609	Project Work	3.00	3.00	2.00	3.00	1.00	1.00	3.00	3.00	2.00	3.00
17UAMSP610	Skill Based Course 4 (Lab): Software Engineering and CASE Tools Lab	3.00	3.00	2.00	3.00	1.00	1.00	3.00	3.00	2.00	3.00
<b>TOTAL</b>		<b>97</b>	<b>87</b>	<b>67</b>	<b>56</b>	<b>43</b>	<b>36</b>	<b>100</b>	<b>93</b>	<b>79</b>	<b>92</b>
<b>AVERAGE</b>		<b>2.6</b>	<b>2.3</b>	<b>1.8</b>	<b>1.5</b>	<b>1.1</b>	<b>1.0</b>	<b>2.6</b>	<b>2.5</b>	<b>2.1</b>	<b>2.4</b>
<b>TOTAL AVERAGE</b>		<b>1.8</b>							<b>2.3</b>		
<b>TARGET ATTAINMENT LEVEL</b>		<b>Medium</b>							<b>High</b>		

Target Achievement Level	Low	Medium	High
	0 to 1	1 to 2	2 to 3



H. M. Anand  
 HEAD OF THE DEPARTMENT  
 Department of Computer Technology  
 and Information Technology,  
 Kongu Arts and Science College (Autonomous)

Dr. N. RAMAN  
 PRINCIPAL,  
 KONGU ARTS AND SCIENCE COLLEGE  
 (AUTONOMOUS)  
 NANJANAPURAM, ERODE - 638 107

PRINCIPAL,  
 KONGU ARTS AND SCIENCE COLLEGE  
 (AUTONOMOUS)  
 NANJANAPURAM, ERODE - 638 107

10/11

**KONGU ARTS AND SCIENCE COLLEGE (AUTONOMOUS), ERODE - 638 107**  
**DEPARTMENT OF INFORMATION TECHNOLOGY**  
**ASSESSMENT OF ATTAINMENT OF COURSE OUTCOMES**  
**17T01 & TAMIL I**  
**K.ELAVARASAN**  
**2019-2020**  
**I B.SC INFORMATION TECHNOLOGY**

**COURSE CODE AND NAME**  
**FACULTY**  
**ACADEMIC YEAR**  
**CLASS**  
**COURSE OUTCOME**

- CO1 மொழிப்பற்று, நாட்டுப்பற்று குறித்த சிந்தனையோடு இயற்கை குறித்த விழிப்புணர்வைப் பெற உதவும்  
 CO2 சமுதாயம், சுற்றுச்சூழல் பாதுகாப்பு மற்றும் தன்னம்பிக்கை குறித்த சிந்தனைகளை வளர்த்துக்கொள்ள உதவும்  
 CO3 மனித மதிப்புகள் மற்றும் வாழ்வியல் விழுமியங்களை அறிந்துகொள்ள முடியும்  
 CO4 மாணாக்கர்களின் படைப்பாற்றல் திறனை வளர்த்துக்கொள்ள உதவும்  
 CO5 பிறமொழி அறிவினை வளர்த்துக் கொள்வதோடு மாணவர்களிடம் வாசிக்கும் ஆர்வத்தை மேம்படுத்த உதவும்

**CORRELATION LEVELS**

High	3
Medium	2
Low	1
No Correlation	-

**CO - PO, PSO CORRELATION MATRIX**

CO	PO1	PO2	PO3	PO4	PO5	PO6	PO7	PSO1	PSO2	PSO3
T01	2	3	3	2	3	3	3			


**COURSE OUTCOME ATTAINMENT**

Course Outcome			Internal Assessment														End Semester Examinations
			CO 1			CO 2			CO 3			CO 4		CO 5			
Programme Outcomes			PO, PSO														
Marks			2.5	34	15	2.5	16	16	15	1.7	34	15	1.7	15	1.6	15	
S.No.	Reg.No.	Name of the Student	Assignment 1	Test 1	Model	Assignment 1	Test 1	Test 2	Model	Assignment 2	Test 2	Model	Assignment 2	Model	Assignment 2	Model	
1	19UCIT001	ABISHEK R	2.5	30.6	6.8	2.5	14.4	10.9	6.8	1.7	23.1	6.8	1.7	6.8	1.6	6.8	38
2	19UCIT002	AMEERKHAN A	2.5	25.2	2.8	2.5	11.8	AB	2.8	1.7	AB	2.8	1.7	2.8	1.6	2.8	34
3	19UCIT003	ARUL KUMARAN S	2.5	29.9	7.0	2.5	14.1	9.3	7.0	1.7	19.7	7.0	1.7	7.0	1.6	7.0	51
4	19UCIT004	ASHOK KUMAR S	2.5	32.0	7.2	2.5	15.0	7.0	7.2	1.7	15.0	7.2	1.7	7.2	1.6	7.2	31
5	19UCIT005	BHARATH NIVAS M	2.5	26.5	4.2	2.5	12.5	8.3	4.2	1.7	17.7	4.2	1.7	4.2	1.6	4.2	41
6	19UCIT006	BHARATH S	2.5	19.7	9.8	2.5	9.3	11.2	9.8	1.7	23.8	9.8	1.7	9.8	1.6	9.8	46
7	19UCIT007	DEEPASRI M	2.5	29.2	12.0	2.5	13.8	7.7	12.0	1.7	16.3	12.0	1.7	12.0	1.6	12.0	37



**Dr. N. RAMAN**  
**PRINCIPAL,**  
**KONGU ARTS AND SCIENCE COLLEGE**  
**(AUTONOMOUS)**  
**NANJANAPURAM, ERODE - 638 107.**

8	19UCIT008	DEVAYANI V	2.5	32.6	10.0	2.5	15.4	11.5	10.0	1.7	24.5	10.0	1.7	10.0	1.6	10.0	52.0
9	19UCIT009	DHIVYA J	2.5	30.6	14.2	2.5	14.4	15.7	14.2	1.7	33.3	14.2	1.7	14.2	1.6	14.2	54.0
10	19UCIT010	GOKUL C	2.5	28.6	6.2	2.5	13.4	7.7	6.2	1.7	16.3	6.2	1.7	6.2	1.6	6.2	43.0
11	19UCIT011	GOKULAKARTHIK G	2.5	25.8	8.2	2.5	12.2	9.6	8.2	1.7	20.4	8.2	1.7	8.2	1.6	8.2	43.0
12	19UCIT012	GOKULANARAYANAN K	2.5	21.1	6.0	2.5	9.9	2.9	6.0	1.7	6.1	6.0	1.7	6.0	1.6	6.0	33.0
13	19UCIT013	HARSAWARTHINI R	2.5	30.6	6.4	2.5	14.4	10.2	6.4	1.7	21.8	6.4	1.7	6.4	1.6	6.4	53.0
14	19UCIT014	HARSHINI M	2.5	28.6	11.0	2.5	13.4	13.4	11.0	1.7	28.6	11.0	1.7	11.0	1.6	11.0	44.0
15	19UCIT015	HEMASRI M	2.5	33.3	10.0	2.5	15.7	11.2	10.0	1.7	23.8	10.0	1.7	10.0	1.6	10.0	45.0
16	19UCIT016	KAMAL RAJ P	2.5	25.8	6.4	2.5	12.2	AB	6.4	1.7	AB	6.4	1.7	6.4	1.6	6.4	42.0
17	19UCIT017	KAVIN BABU S	2.5	33.3	10.8	2.5	15.7	9.6	10.8	1.7	20.4	10.8	1.7	10.8	1.6	10.8	53.0
18	19UCIT018	KAVIN S	2.5	18.4	4.2	2.5	8.6	10.9	4.2	1.7	23.1	4.2	1.7	4.2	1.6	4.2	33.0
19	19UCIT019	KAVIYA S J	2.5	32.0	10.0	2.5	15.0	10.9	10.0	1.7	23.1	10.0	1.7	10.0	1.6	10.0	43.0
20	19UCIT020	KOUSICK P	2.5	27.9	7.8	2.5	13.1	9.0	7.8	1.7	19.0	7.8	1.7	7.8	1.6	7.8	45.0
21	19UCIT021	LEEIKA V R	2.5	32.0	12.8	2.5	15.0	14.7	12.8	1.7	31.3	12.8	1.7	12.8	1.6	12.8	49.0
22	19UCIT022	LOGESWARAN K S	2.5	29.2	3.6	2.5	13.8	11.2	3.6	1.7	23.8	3.6	1.7	3.6	1.6	3.6	41.0
23	19UCIT023	MADHUMITHA K	2.5	29.2	3.6	2.5	13.8	11.2	3.6	1.7	23.8	3.6	1.7	3.6	1.6	3.6	41.0
24	19UCIT024	MALINI V S	2.5	29.2	3.6	2.5	13.8	11.2	3.6	1.7	23.8	3.6	1.7	3.6	1.6	3.6	41.0
25	19UCIT025	MANIKANDAN M	2.5	33.3	14.2	2.5	15.7	13.4	14.2	1.7	28.6	14.2	1.7	14.2	1.6	14.2	53.0
26	19UCIT026	MANOJKUMAR P	2.5	33.3	14.2	2.5	15.7	13.4	14.2	1.7	28.6	14.2	1.7	14.2	1.6	14.2	53.0
27	19UCIT027	MATHIYARASI M	2.5	28.6	9.6	2.5	13.4	12.2	9.6	1.7	25.8	9.6	1.7	9.6	1.6	9.6	50.0
28	19UCIT028	NAVEEN K A	2.5	28.6	9.6	2.5	13.4	12.2	9.6	1.7	25.8	9.6	1.7	9.6	1.6	9.6	50.0
29	19UCIT029	NAVEENA P	2.5	29.9	6.2	2.5	14.1	9.9	6.2	1.7	21.1	6.2	1.7	6.2	1.6	6.2	46.0
30	19UCIT030	NEERAJ V E	2.5	29.9	6.2	2.5	14.1	9.9	6.2	1.7	21.1	6.2	1.7	6.2	1.6	6.2	46.0
31	19UCIT031	NIMMITHA S	2.5	20.4	4.6	2.5	9.6	10.9	4.6	1.7	23.1	4.6	1.7	4.6	1.6	4.6	30.0
32	19UCIT032	NISANDHINI K	2.5	20.4	4.6	2.5	9.6	10.9	4.6	1.7	23.1	4.6	1.7	4.6	1.6	4.6	30.0
33	19UCIT033	NITISH ARVINTH K	2.5	29.2	11.6	2.5	13.8	6.4	11.6	1.7	13.6	11.6	1.7	11.6	1.6	11.6	53.0
34	19UCIT034	PREM R R	2.5	29.2	11.6	2.5	13.8	6.4	11.6	1.7	13.6	11.6	1.7	11.6	1.6	11.6	53.0
35	19UCIT035	PRIYADHARSHINI P	2.5	29.2	11.6	2.5	13.8	6.4	11.6	1.7	13.6	11.6	1.7	11.6	1.6	11.6	53.0
36	19UCIT036	PRIYANKA S	2.5	29.2	11.6	2.5	13.8	6.4	11.6	1.7	13.6	11.6	1.7	11.6	1.6	11.6	53.0
37	19UCIT037	PUNITHA S	2.5	15.0	5.0	2.5	7.0	4.5	5.0	1.7	9.5	5.0	1.7	5.0	1.6	5.0	37.0
38	19UCIT038	RAMESH S	2.5	15.0	5.0	2.5	7.0	4.5	5.0	1.7	9.5	5.0	1.7	5.0	1.6	5.0	37.0
39	19UCIT039	RANGANATHAN M	2.5	15.0	5.0	2.5	7.0	4.5	5.0	1.7	9.5	5.0	1.7	5.0	1.6	5.0	37.0
40	19UCIT040	ROSHIN R	2.5	15.0	5.0	2.5	7.0	4.5	5.0	1.7	9.5	5.0	1.7	5.0	1.6	5.0	37.0
41	19UCIT041	SANGAMITHRA V	2.5	15.0	5.0	2.5	7.0	4.5	5.0	1.7	9.5	5.0	1.7	5.0	1.6	5.0	37.0
42	19UCIT042	SANTHIGA P	2.5	15.0	5.0	2.5	7.0	4.5	5.0	1.7	9.5	5.0	1.7	5.0	1.6	5.0	37.0
43	19UCIT043	SANTHOSH KUMAR S	2.5	15.0	5.0	2.5	7.0	4.5	5.0	1.7	9.5	5.0	1.7	5.0	1.6	5.0	37.0
44	19UCIT044	SEENIVASAN T S	2.5	16.3	3.2	2.5	7.7	AB	3.2	1.7	AB	3.2	1.7	3.2	1.6	3.2	49.0



Dr. N. RAMAN  
 PRINCIPAL,  
 KONGU ARTS AND SCIENCE COLLEGE  
 (AUTONOMOUS)  
 NANJANAPURAM, ERODE - 638 107.

45	19UCIT045	SHABARIGANAISAN K	2.5	19.0	8.4	2.5	9.0	8.0	8.4	1.7	17.0	8.4	1.7	8.4	1.6	8.4	46	
46	19UCIT046	SHANGAMITHRA S	2.5	30.6	8.8	2.5	14.4	10.6	8.8	1.7	22.4	8.8	1.7	8.8	1.6	8.8	52	
47	19UCIT047	SHARMILA N R	2.5	34.0	12.8	2.5	16.0	15.7	12.8	1.7	33.3	12.8	1.7	12.8	1.6	12.8	57	
48	19UCIT048	SHELSIA P	2.5	23.1	8.2	2.5	10.9	9.3	8.2	1.7	19.7	8.2	1.7	8.2	1.6	8.2	45	
49	19UCIT049	SHIVADHARSHINI R	2.5	30.6	9.8	2.5	14.4	9.3	9.8	1.7	19.7	9.8	1.7	9.8	1.6	9.8	47	
50	19UCIT050	SUGASHREE R	2.5	29.2	7.2	2.5	13.8	7.7	7.2	1.7	16.3	7.2	1.7	7.2	1.6	7.2	35	
51	19UCIT051	SUKESH P	2.5	28.6	7.2	2.5	13.4	5.4	7.2	1.7	11.6	7.2	1.7	7.2	1.6	7.2	40	
52	19UCIT052	SUVETHA T P	2.5	30.6	14.6	2.5	14.4	11.5	14.6	1.7	24.5	14.6	1.7	14.6	1.6	14.6	57	
53	19UCIT053	THILAGAN M	2.5	19.0	5.4	2.5	9.0	6.4	5.4	1.7	13.6	5.4	1.7	5.4	1.6	5.4	47	
54	19UCIT054	THULASIHARIHARAN P	2.5	28.6	6.4	2.5	13.4	9.3	6.4	1.7	19.7	6.4	1.7	6.4	1.6	6.4	51	
55	19UCIT055	VENKATESHWARAN A	2.5	25.2	0.0	2.5	11.8	8.0	0.0	1.7	17.0	0.0	1.7	0.0	1.6	0.0	38	
56	19UCIT056	VIDHYASAGAR L	2.5	28.6	11.6	2.5	13.4	5.1	11.6	1.7	10.9	11.6	1.7	11.6	1.6	11.6	53	
57	19UCIT057	VIGNESHWARAN R	2.5	15.0	4.6	2.5	7.0	AB	4.6	1.7	AB	4.6	1.7	4.6	1.6	4.6	49	
58	19UCIT058	VIJAYENDRA A K	2.5	29.9	8.6	2.5	14.1	10.6	8.6	1.7	22.4	8.6	1.7	8.6	1.6	8.6	57	
59	19UCIT059	VISHVA S P	2.5	32.6	8.6	2.5	15.4	11.5	8.6	1.7	24.5	8.6	1.7	8.6	1.6	8.6	47	
60	19UCIT060	YUVAPRIYAN K M	2.5	20.4	1.6	2.5	9.6	5.4	1.6	1.7	11.6	1.6	1.7	1.6	1.6	1.6	30	
<b>No. of Students Scored Set Attainment Level</b>			<b>40</b>	<b>38</b>	<b>26</b>	<b>40</b>	<b>38</b>	<b>32</b>	<b>26</b>	<b>40</b>	<b>32</b>	<b>26</b>	<b>40</b>	<b>26</b>	<b>40</b>	<b>26</b>	<b>35</b>	
<b>CO Attainment</b>			1.00	0.95	0.65	1.00	0.95	0.80	0.65	1.00	0.80	0.65	1.00	0.65	1.00	0.65	0.88	
<b>Average CO Attainment</b>			0.87			0.85			0.82			0.83			0.83			0.88
<b>CO Attainment Level</b>			0.75						( 3 *25% )			2.25			( 3 *75%			0.88
<b>Overall CO Attainment</b>			3.00						( 0.75 + 2.25 )									

Level 1	60 % of Students Scored more than set attainment level		<b>Method</b>	<b>Weightage</b>
Level 2	70 % of Students Scored more than set attainment level			
Level 3	80 % of Students Scored more than set attainment level			
			CIA	25
			ESE	75

**PROGRAMME OUTCOMES AND PROGRAMME SPECIFIC OUTCOMES ATTAINMENT**

Course	PO1	PO2	PO3	PO4	PO5	PO6	PO7	PSO1	PSO2	PSO3
T01	2.00	3.00	3.00	2.00	3.00	3.00	3.00	0.00	0.00	0.00

(CO Attained x PO/PSO Expected)/3



*[Signature]*  
FACULTY

*[Signature]*  
**Dr. N. RAMAN**  
PRINCIPAL,  
KONGU ARTS AND SCIENCE COLLEGE  
(AUTONOMOUS)  
NANJANAPURAM, ERODE - 638 107.

*[Signature]*  
HEAD OF THE DEPARTMENT

**KONGU ARTS AND SCIENCE COLLEGE (AUTONOMOUS), ERODE - 638 107**  
**DEPARTMENT OF COMPUTER TECHNOLOGY AND INFORMATION TECHNOLOGY**  
**ASSESSMENT OF ATTAINMENT OF COURSE OUTCOMES**

17E01 AND ENGLISH-I  
 RENUKA N  
 2019 - 2020  
 I B.Sc. (INFORMATION TECHNOLOGY)

COURSE CODE AND NAME  
 FACULTY  
 ACADEMIC YEAR  
 CLASS  
 COURSE OUTCOME

At the end of the course, students will be able to  
 CO1 understand the various forms of sentences and learn ethical values through literary essays.  
 CO2 gain knowledge about aesthetic beauty of language through poems.  
 CO3 identify the descriptive and narrative techniques through short stories.  
 CO4 enrich the vocabulary and acquire grammatical and compositional knowledge.  
 CO5 enhance the speaking ability through soft skills.

**CORRELATION LEVELS**


High	3
Medium	2
Low	1
No Correlation	-

**CO - PO, PSO CORRELATION MATRIX**

CO	PO1	PO2	PO3	PO4	PO5	PO6	PO7	PSO1	PSO2	PSO3
E01	-	3	3	1	2	-	3	-	-	-

**COURSE OUTCOME ATTAINMENT**


Course Outcome			Internal Assessment														End Semester Examinations
			CO 1			CO 2			CO 3			CO 4		CO 5			
Programme Outcomes			PO, PSO														
Marks			2.5	34	15	2.5	16	16	15	1.7	34	15	1.7	15	1.6	15	
S.No.	Reg.No.	Name of the Student	Assignment 1	Test 1	Model	Assignment 1	Test 1	Test 2	Model	Assignment 2	Test 2	Model	Assignment 2	Model	Assignment 2	Model	
1	19UCIT001	ABISHEK R	2.5	12.2	5.6	2.5	5.8	5.1	5.6	1.7	10.9	5.6	1.7	5.6	1.6	5.6	33
2	19UCIT002	AMEERKHAN A	2.5	10.2	3.4	2.5	4.8	1.9	3.4	1.7	4.1	3.4	1.7	3.4	1.6	3.4	32
3	19UCIT003	ARUL KUMARAN S	2.5	9.5	6.0	2.5	4.5	3.8	6.0	1.7	8.2	6.0	1.7	6.0	1.6	6.0	36
4	19UCIT004	ASHOK KUMAR S	2.5	12.2	2.6	2.5	5.8	2.9	2.6	1.7	6.1	2.6	1.7	2.6	1.6	2.6	21
5	19UCIT005	BHARATH NIVAS T M	2.5	12.2	4.4	2.5	5.8	3.8	4.4	1.7	8.2	4.4	1.7	4.4	1.6	4.4	33
6	19UCIT006	BHARATH S	2.5	12.2	8.2	2.5	9.9	8.3	8.2	1.7	17.7	8.2	1.7	8.2	1.6	8.2	45
7	19UCIT007	DEEPASRI M	2.5	12.2	7.2	2.5	AB	6.7	7.2	1.7	14.3	7.2	1.7	7.2	1.6	7.2	36



Dr. N. RAMAN  
 PRINCIPAL

KONGU ARTS AND SCIENCE COLLEGE  
 (AUTONOMOUS)  
 NANJANAPURAM, ERODE - 638 107.

8	19UCIT008	DEVAYANI V	2.5	23.1	8.2	2.5	10.9	9.0	8.2	1.7	19.0	8.2	1.7	8.2	1.6	8.2	44
9	19UCIT009	DHIVYA J	2.5	27.9	AB	2.5	13.1	12.5	AB	1.7	26.5	AB	1.7	AB	1.6	AB	55
10	19UCIT010	GOKUL C	2.5	12.2	4.6	2.5	5.8	4.2	4.6	1.7	8.8	4.6	1.7	4.6	1.6	4.6	31
11	19UCIT011	GOKULAKARTHIK G	2.5	10.9	6.4	2.5	5.1	6.4	6.4	1.7	13.6	6.4	1.7	6.4	1.6	6.4	35
12	19UCIT012	GOKULANARAYANAN K	2.5	13.6	3.6	2.5	6.4	1.9	3.6	1.7	4.1	3.6	1.7	3.6	1.6	3.6	30
13	19UCIT013	HARSAWARTHINI R	2.5	15.6	7.2	2.5	7.4	5.8	7.2	1.7	12.2	7.2	1.7	7.2	1.6	7.2	47
14	19UCIT014	HARSHINI M	2.5	17.0	7.2	2.5	8.0	7.0	7.2	1.7	15.0	7.2	1.7	7.2	1.6	7.2	43
15	19UCIT015	HEMASRI M	2.5	15.0	5.0	2.5	7.0	8.0	5.0	1.7	17.0	5.0	1.7	5.0	1.6	5.0	37
16	19UCIT016	KAMAL RAJ P	2.5	10.2	3.8	2.5	4.8	AB	3.8	1.7	AB	3.8	1.7	3.8	1.6	3.8	33
17	19UCIT017	KAVIN BABU S	2.5	23.1	4.4	2.5	10.9	8.0	4.4	1.7	17.0	4.4	1.7	4.4	1.6	4.4	56
18	19UCIT018	KAVIN S	2.5	20.4	6.2	2.5	9.6	5.1	6.2	1.7	10.9	6.2	1.7	6.2	1.6	6.2	39
19	19UCIT019	KAVIYA S J	2.5	15.6	5.8	2.5	7.4	7.4	5.8	1.7	15.6	5.8	1.7	5.8	1.6	5.8	44
20	19UCIT020	KOUSICK P	2.5	17.0	8.0	2.5	8.0	7.0	8.0	1.7	15.0	8.0	1.7	8.0	1.6	8.0	38
21	19UCIT021	LEEPIKA V R	2.5	24.5	10.6	2.5	11.5	AB	10.6	1.7	AB	10.6	1.7	10.6	1.6	10.6	51
22	19UCIT022	LOGESWARAN K S	2.5	19.0	7.8	2.5	9.0	8.6	7.8	1.7	18.4	7.8	1.7	7.8	1.6	7.8	33
23	19UCIT023	MADHUMITHA K	2.5	22.4	7.6	2.5	10.6	8.0	7.6	1.7	17.0	7.6	1.7	7.6	1.6	7.6	46
24	19UCIT024	MALINI V S	2.5	22.4	9.4	2.5	10.6	9.9	9.4	1.7	21.1	9.4	1.7	9.4	1.6	9.4	47
25	19UCIT025	MANIKANDAN M	2.5	19.0	7.6	2.5	9.0	5.8	7.6	1.7	12.2	7.6	1.7	7.6	1.6	7.6	38
26	19UCIT026	MANOJKUMAR P	2.5	13.6	6.2	2.5	6.4	3.8	6.2	1.7	8.2	6.2	1.7	6.2	1.6	6.2	37
27	19UCIT027	MATHIYARASI M	2.5	17.7	8.0	2.5	8.3	AB	8.0	1.7	AB	8.0	1.7	8.0	1.6	8.0	48
28	19UCIT028	NAVEEN K A	2.5	9.5	5.0	2.5	4.5	4.8	5.0	1.7	10.2	5.0	1.7	5.0	1.6	5.0	40
29	19UCIT029	NAVEENA P	2.5	15.0	8.4	2.5	7.0	8.6	8.4	1.7	18.4	8.4	1.7	8.4	1.6	8.4	56
30	19UCIT030	NEERAJ V E	2.5	10.2	7.6	2.5	4.8	3.2	7.6	1.7	6.8	7.6	1.7	7.6	1.6	7.6	38
31	19UCIT031	NIMMITHA S	2.5	18.4	6.2	2.5	8.6	5.8	6.2	1.7	12.2	6.2	1.7	6.2	1.6	6.2	47
32	19UCIT032	NISANDHINI K	2.5	11.6	8.2	2.5	5.4	7.4	8.2	1.7	15.6	8.2	1.7	8.2	1.6	8.2	57
33	19UCIT033	NITISH ARVINTH K	2.5	16.3	6.0	2.5	7.7	4.5	6.0	1.7	9.5	6.0	1.7	6.0	1.6	6.0	45
34	19UCIT034	PREM R R	2.5	21.8	7.4	2.5	10.2	AB	7.4	1.7	AB	7.4	1.7	7.4	1.6	7.4	51
35	19UCIT035	PRIYADHARSHINI P	2.5	23.1	9.2	2.5	10.9	7.0	9.2	1.7	15.0	9.2	1.7	9.2	1.6	9.2	53
36	19UCIT036	PRIYANKA S	2.5	22.4	6.4	2.5	10.6	6.7	6.4	1.7	14.3	6.4	1.7	6.4	1.6	6.4	57
37	19UCIT037	PUNITHA S	2.5	11.6	7.0	2.5	5.4	4.5	7.0	1.7	9.5	7.0	1.7	7.0	1.6	7.0	43
38	19UCIT038	RAMESH S	2.5	17.0	8.4	2.5	8.0	3.5	8.4	1.7	7.5	8.4	1.7	8.4	1.6	8.4	48
39	19UCIT039	RANGANATHAN M	2.5	20.4	5.4	2.5	9.6	2.9	5.4	1.7	6.1	5.4	1.7	5.4	1.6	5.4	39
40	19UCIT040	ROSHIN R	2.5	14.3	2.2	2.5	6.7	4.2	2.2	1.7	8.8	2.2	1.7	2.2	1.6	2.2	AB
41	19UCIT041	SANGAMITHRA V	2.5	21.8	9.6	2.5	10.2	5.1	9.6	1.7	10.9	9.6	1.7	9.6	1.6	9.6	57
42	19UCIT042	SANTHIGA P	2.5	12.2	7.6	2.5	5.8	7.0	7.6	1.7	15.0	7.6	1.7	7.6	1.6	7.6	49
43	19UCIT043	SANTHOSHKUMAR S	2.5	11.6	3.6	2.5	5.4	1.9	3.6	1.7	4.1	3.6	1.7	3.6	1.6	3.6	32
44	19UCIT044	SEENIVASAN T S	2.5	15.6	4.6	2.5	7.4	AB	4.6	1.7	AB	4.6	1.7	4.6	1.6	4.6	43
45	19UCIT045	SHABARIGANAI SAN K	2.5	19.0	6.4	2.5	9.0	5.4	6.4	1.7	11.6	6.4	1.7	6.4	1.6	6.4	45
46	19UCIT046	SHANGAMITHRA S	2.5	21.1	6.6	2.5	9.9	5.8	6.6	1.7	11.6	6.6	1.7	6.6	1.6	6.6	46



Dr. N. RAMAN  
 PRINCIPAL,  
 KONGU ARTS AND SCIENCE COLLEGE  
 (AUTONOMOUS)  
 NANJANAPURAM, ERODE - 638 107.

47	19UCIT047	SHARMILA N R	2.5	22.4	11.8	2.5	10.6	11.8	11.8	1.7	25.2	11.8	1.7	11.8	1.6	11.8	63			
48	19UCIT048	SHELSIA P	2.5	17.7	6.6	2.5	8.3	6.7	6.6	1.7	14.3	6.6	1.7	6.6	1.6	6.6	42			
49	19UCIT049	SHIVADHARSHINI R	2.5	14.3	5.8	2.5	6.7	5.1	5.8	1.7	10.9	5.8	1.7	5.8	1.6	5.8	45			
50	19UCIT050	SUGASHREE R	2.5	13.6	6.4	2.5	6.4	8.3	6.4	1.7	17.7	6.4	1.7	6.4	1.6	6.4	37			
51	19UCIT051	SUKESH P	2.5	15.6	5.2	2.5	7.4	3.8	5.2	1.7	8.2	5.2	1.7	5.2	1.6	5.2	34			
52	19UCIT052	SUVETHA T P	2.5	23.1	8.6	2.5	10.9	9.3	8.6	1.7	19.7	8.6	1.7	8.6	1.6	8.6	52			
53	19UCIT053	THILAGAN M	2.5	15.0	4.0	2.5	7.0	4.2	4.0	1.7	8.8	4.0	1.7	4.0	1.6	4.0	35			
54	19UCIT054	THULASIHARIHARAN P	2.5	16.3	5.6	2.5	7.7	5.1	5.6	1.7	10.9	5.6	1.7	5.6	1.6	5.6	30			
55	19UCIT055	VENKATESHWARAN A	2.5	15.0	3.6	2.5	7.0	AB	3.6	1.7	AB	3.6	1.7	3.6	1.6	3.6	30			
56	19UCIT056	VIDHYASAGAR L	2.5	17.7	7.0	2.5	8.3	5.1	7.0	1.7	10.9	7.0	1.7	7.0	1.6	7.0	39			
57	19UCIT057	VIGNESHWARAN R	2.5	15.6	3.8	2.5	7.4	AB	3.8	1.7	AB	3.8	1.7	3.8	1.6	3.8	33			
58	19UCIT058	VIJAYENDRA A K	2.5	19.0	6.4	2.5	9.0	8.0	6.4	1.7	17.0	6.4	1.7	6.4	1.6	6.4	45			
59	19UCIT059	VISHVA S P	2.5	17.7	8.4	2.5	8.3	6.4	8.4	1.7	13.6	8.4	1.7	8.4	1.6	8.4	57			
60	19UCIT060	YUVAPRIYAN K M	2.5	12.2	AB	2.5	5.8	AB	AB	1.7	AB	AB	1.7	AB	1.6	AB	30			
<b>No. of Students Scored Set Attainment Level</b>			<b>60</b>	<b>35</b>	<b>25</b>	<b>60</b>	<b>35</b>	<b>15</b>	<b>25</b>	<b>60</b>	<b>15</b>	<b>25</b>	<b>60</b>	<b>25</b>	<b>60</b>	<b>25</b>	<b>46</b>			
<b>CO Attainment</b>			<b>1.00</b>	<b>0.58</b>	<b>0.42</b>	<b>1.00</b>	<b>0.58</b>	<b>0.25</b>	<b>0.42</b>	<b>1.00</b>	<b>0.25</b>	<b>0.42</b>	<b>1.00</b>	<b>0.42</b>	<b>1.00</b>	<b>0.42</b>	<b>0.77</b>			
			0.67		0.56			0.56			0.71		0.71		0.77					
<b>Average CO Attainment</b>			0.64														0.77			
<b>CO Attainment Level</b>			0.25						( 1 *25% )						1.50 ( 2 *75% )					
<b>Overall CO Attainment</b>			1.75 ( 0.25 + 1.50 )																	

Level 1	60 % of Students Scored more than set attainment level
Level 2	70 % of Students Scored more than set attainment level
Level 3	80 % of Students Scored more than set attainment level

Method	Weightage
CIA	25
ESE	75




Dr. N. RAMAN  
PRINCIPAL,  
KONGU ARTS AND SCIENCE COLLEGE  
(AUTONOMOUS)  
NANJANAPURAM, ERODE - 638 107.



**PROGRAMME OUTCOMES AND PROGRAMME SPECIFIC OUTCOMES ATTAINMENT**


Course	PO1	PO2	PO3	PO4	PO5	PO6	PO7	PSO1	PSO2	PSO3
E01	-	1.75	1.75	0.58	1.17	-	1.75	-	-	-

(CO Attained x PO/PSO Expected)/3

  
 FACULTY  
 (N. RENUKA)

  
 HEAD OF THE DEPARTMENT



  
**Dr. N. RAMAN**  
 PRINCIPAL  
 KONGU ARTS AND SCIENCE COLLEGE  
 (AUTONOMOUS)  
 NANJANAPURAM, ERODE - 638 107.

**KONGU ARTS AND SCIENCE COLLEGE (AUTONOMOUS), ERODE - 638 107**  
**DEPARTMENT OF COMPUTER TECHNOLOGY AND INFORMATION TECHNOLOGY**  
**ASSESSMENT OF ATTAINMENT OF COURSE OUTCOMES**

**COURSE CODE AND NAME**  
**FACULTY**  
**ACADEMIC YEAR**  
**CLASS**  
**COURSE OUTCOME**

**17UAMCT101 & DIGITAL PRINCIPLES**  
**V. DHARANI**  
**2019 - 2020**  
**I B.Sc. (INFORMATION TECHNOLOGY)**

At the end of the course, students will be able to  
 CO1: Illustrate the concept of number systems and binary codes.  
 CO2: Demonstrate the boolean algebra, logic gates and karnaugh map.  
 CO3: Apply the arithmetic and logic circuit for binary addition.  
 CO4: Design the circuits using various types of flip-flops.  
 CO5: Summarize the concept of registers, counters and semiconductor memories.

**CORRELATION LEVELS**

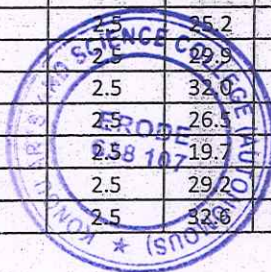
High	3
Medium	2
Low	1
No Correlation	-

**CO - PO, PSO CORRELATION MATRIX**

CO	PO1	PO2	PO3	PO4	PO5	PO6	PO7	PSO1	PSO2	PSO3
C101	3	3	2	1	1	1	3	3	3	3


**COURSE OUTCOME ATTAINMENT**

Course Outcome			Internal Assessment														End Semester Examinations
			CO 1			CO 2				CO 3			CO 4		CO 5		
Programme Outcomes			PO, PSO														
Marks			2.5	34	15	2.5	16	16	15	1.7	34	15	1.7	15	1.6	15	
S.No.	Reg.No.	Name of the Student	Assignment 1	Test 1	Model	Assignment 1	Test 1	Test 2	Model	Assignment 2	Test 2	Model	Assignment 2	Model	Assignment 2	Model	
1	19UCIT001	ABISHEK R	2.5	30.6	6.8	2.5	14.4	10.9	6.8	1.7	23.1	6.8	1.7	6.8	1.6	6.8	42
2	19UCIT002	AMEERKHAN A	2.5	25.2	2.8	2.5	11.8	AB	2.8	1.7	AB	2.8	1.7	2.8	1.6	2.8	30
3	19UCIT003	ARUL KUMARAN S	2.5	29.9	7.0	2.5	14.1	9.3	7.0	1.7	19.7	7.0	1.7	7.0	1.6	7.0	59
4	19UCIT004	ASHOK KUMAR S	2.5	32.0	7.2	2.5	15.0	7.0	7.2	1.7	15.0	7.2	1.7	7.2	1.6	7.2	49
5	19UCIT005	BHARATH NIVAS T M	2.5	26.5	4.2	2.5	12.5	8.3	4.2	1.7	17.7	4.2	1.7	4.2	1.6	4.2	31
6	19UCIT006	BHARATH S	2.5	19.7	9.8	2.5	9.3	11.2	9.8	1.7	23.8	9.8	1.7	9.8	1.6	9.8	41
7	19UCIT007	DEEPASRI M	2.5	29.2	12.0	2.5	13.8	7.7	12.0	1.7	16.3	12.0	1.7	12.0	1.6	12.0	47
8	19UCIT008	DEVAYANI V	2.5	32.8	10.0	2.5	15.4	11.5	10.0	1.7	24.5	10.0	1.7	10.0	1.6	10.0	63



**Dr. V. RAMAN**  
**PRINCIPAL**  
 KONGU ARTS AND SCIENCE COLLEGE  
 (AUTONOMOUS)  
 NANJANAPURAM, ERODE - 638 107.

9	19UCIT009	DHIVYA J	2.5	30.6	14.2	2.5	14.4	15.7	14.2	1.7	33.3	14.2	1.7	14.2	1.6	14.2	70
10	19UCIT010	GOKUL C	2.5	28.6	6.2	2.5	13.4	7.7	6.2	1.7	16.3	6.2	1.7	6.2	1.6	6.2	41
11	19UCIT011	GOKULAKARTHIK G	2.5	25.8	9.2	2.5	12.2	9.6	8.2	1.7	20.4	8.2	1.7	8.2	1.6	8.2	47
12	19UCIT012	GOKULANARAYANAN K	2.5	21.1	6.0	2.5	9.9	2.9	6.0	1.7	6.1	6.0	1.7	6.0	1.6	6.0	30
13	19UCIT013	HARSAWARTHINI R	2.5	30.6	6.4	2.5	14.4	10.2	6.4	1.7	21.8	6.4	1.7	6.4	1.6	6.4	43
14	19UCIT014	HARSHINI M	2.5	28.6	11.0	2.5	13.4	13.4	11.0	1.7	28.6	11.0	1.7	11.0	1.6	11.0	59
15	19UCIT015	HEMASRI M	2.5	33.3	10.0	2.5	15.7	11.2	10.0	1.7	23.8	10.0	1.7	10.0	1.6	10.0	47
16	19UCIT016	KAMAL RAJ P	2.5	25.8	6.4	2.5	12.2	AB	6.4	1.7	AB	6.4	1.7	6.4	1.6	6.4	34
17	19UCIT017	KAVIN BABU S	2.5	33.3	10.8	2.5	15.7	9.6	10.8	1.7	20.4	10.8	1.7	10.8	1.6	10.8	67
18	19UCIT018	KAVIN S	2.5	18.4	4.2	2.5	8.6	10.9	4.2	1.7	23.1	4.2	1.7	4.2	1.6	4.2	37
19	19UCIT019	KAVIYA S J	2.5	32.0	10.0	2.5	15.0	10.9	10.0	1.7	23.1	10.0	1.7	10.0	1.6	10.0	55
20	19UCIT020	KOUSICK P	2.5	27.9	7.8	2.5	13.1	9.0	7.8	1.7	19.0	7.8	1.7	7.8	1.6	7.8	40
21	19UCIT021	LEEPIKA V R	2.5	32.0	12.8	2.5	15.0	14.7	12.8	1.7	31.3	12.8	1.7	12.8	1.6	12.8	47
22	19UCIT022	LOGESWARAN K S	2.5	29.2	3.6	2.5	13.8	11.2	3.6	1.7	23.8	3.6	1.7	3.6	1.6	3.6	53
23	19UCIT023	MADHUMITHA K	2.5	33.3	14.2	2.5	15.7	13.4	14.2	1.7	28.6	14.2	1.7	14.2	1.6	14.2	66
24	19UCIT024	MALINI V S	2.5	28.6	9.6	2.5	13.4	12.2	9.6	1.7	25.8	9.6	1.7	9.6	1.6	9.6	56
25	19UCIT025	MANIKANDAN M	2.5	29.9	6.2	2.5	14.1	9.9	6.2	1.7	21.1	6.2	1.7	6.2	1.6	6.2	56
26	19UCIT026	MANOJKUMAR P	2.5	20.4	4.6	2.5	9.6	10.9	4.6	1.7	23.1	4.6	1.7	4.6	1.6	4.6	47
27	19UCIT027	MATHIYARASI M	2.5	29.2	11.6	2.5	13.8	6.4	11.6	1.7	13.6	11.6	1.7	11.6	1.6	11.6	69
28	19UCIT028	NAVEEN K A	2.5	15.0	5.0	2.5	7.0	4.5	5.0	1.7	9.5	5.0	1.7	5.0	1.6	5.0	56
29	19UCIT029	NAVEENA P	2.5	25.2	8.2	2.5	11.8	6.7	8.2	1.7	14.3	8.2	1.7	8.2	1.6	8.2	54
30	19UCIT030	NEERAJ V E	2.5	17.0	4.2	2.5	8.0	3.2	4.2	1.7	6.8	4.2	1.7	4.2	1.6	4.2	54
31	19UCIT031	NIMMITHA S	2.5	22.4	7.8	2.5	10.6	9.9	7.8	1.7	21.1	7.8	1.7	7.8	1.6	7.8	64
32	19UCIT032	NISANDHINI K	2.5	19.0	8.4	2.5	9.0	9.9	8.4	1.7	21.1	8.4	1.7	8.4	1.6	8.4	58
33	19UCIT033	NITISH ARVINTH K	2.5	27.9	7.0	2.5	13.1	8.3	7.0	1.7	17.7	7.0	1.7	7.0	1.6	7.0	45
34	19UCIT034	PREM R R	2.5	AB	9.4	2.5	AB	12.2	9.4	1.7	25.8	9.4	1.7	9.4	1.6	9.4	46
35	19UCIT035	PRIYADHARSHINI P	2.5	29.2	9.2	2.5	13.8	14.7	9.2	1.7	31.3	9.2	1.7	9.2	1.6	9.2	51
36	19UCIT036	PRIYANKA S	2.5	29.2	8.8	2.5	13.8	11.8	8.8	1.7	25.2	8.8	1.7	8.8	1.6	8.8	61
37	19UCIT037	PUNITHA S	2.5	32.0	9.8	2.5	15.0	10.2	9.8	1.7	21.8	9.8	1.7	9.8	1.6	9.8	57
38	19UCIT038	RAMESH S	2.5	29.9	6.4	2.5	14.1	8.6	6.4	1.7	18.4	6.4	1.7	6.4	1.6	6.4	56
39	19UCIT039	RANGANATHAN M	2.5	28.6	7.0	2.5	13.4	13.8	7.0	1.7	29.2	7.0	1.7	7.0	1.6	7.0	52
40	19UCIT040	ROSHIN R	2.5	21.8	2.0	2.5	10.2	8.0	2.0	1.7	17.0	2.0	1.7	2.0	1.6	2.0	AB
41	19UCIT041	SANGAMITHRA V	2.5	32.0	8.4	2.5	15.0	12.8	8.4	1.7	27.2	8.4	1.7	8.4	1.6	8.4	62
42	19UCIT042	SANTHIGA P	2.5	29.9	8.8	2.5	14.1	9.3	8.8	1.7	19.7	8.8	1.7	8.8	1.6	8.8	46
43	19UCIT043	SANTHOSHKUMAR S	2.5	23.8	4.4	2.5	11.2	7.4	4.4	1.7	15.6	4.4	1.7	4.4	1.6	4.4	39
44	19UCIT044	SEENIVASAN T S	2.5	16.3	3.2	2.5	7.7	AB	3.2	1.7	AB	3.2	1.7	3.2	1.6	3.2	33
45	19UCIT045	SHABARIGANAISAN K	2.5	19.0	8.4	2.5	9.0	8.0	8.4	1.7	17.0	8.4	1.7	8.4	1.6	8.4	45
46	19UCIT046	SHANGAMITHRA S	2.5	30.6	8.8	2.5	14.4	10.6	8.8	1.7	22.4	8.8	1.7	8.8	1.6	8.8	45
47	19UCIT047	SHARMILA N R	2.5	34.4	12.8	2.5	16.0	15.7	12.8	1.7	33.3	12.8	1.7	12.8	1.6	12.8	68



Dr. N. RAMAN  
PRINCIPAL,  
KONGU ARTS AND SCIENCE COLLEGE  
(AUTONOMOUS)

48	19UCIT048	SHELSIA P	2.5	23.1	8.2	2.5	10.9	9.3	8.2	1.7	19.7	8.2	1.7	8.2	1.6	8.2	41
49	19UCIT049	SHIVADHARSHINI R	2.5	30.6	9.8	2.5	14.4	9.3	9.8	1.7	19.7	9.8	1.7	9.8	1.6	9.8	57
50	19UCIT050	SUGASHREE R	2.5	29.2	7.2	2.5	13.8	7.7	7.2	1.7	16.3	7.2	1.7	7.2	1.6	7.2	59
51	19UCIT051	SUKESH P	2.5	28.6	7.2	2.5	13.4	5.4	7.2	1.7	11.6	7.2	1.7	7.2	1.6	7.2	42
52	19UCIT052	SUVETHA T P	2.5	30.6	14.6	2.5	14.4	11.5	14.6	1.7	24.5	14.6	1.7	14.6	1.6	14.6	70
53	19UCIT053	THILAGAN M	2.5	19.0	5.4	2.5	9.0	6.4	5.4	1.7	13.6	5.4	1.7	5.4	1.6	5.4	43
54	19UCIT054	THULASIHARIHARAN P	2.5	28.6	6.4	2.5	13.4	9.3	6.4	1.7	19.7	6.4	1.7	6.4	1.6	6.4	52
55	19UCIT055	VENKATESHWARAN A	2.5	25.2	0.0	2.5	11.8	8.0	0.0	1.7	17.0	0.0	1.7	0.0	1.6	0.0	34
56	19UCIT056	VIDHYASAGAR L	2.5	28.6	11.6	2.5	13.4	5.1	11.6	1.7	10.9	11.6	1.7	11.6	1.6	11.6	55
57	19UCIT057	VIGNESHWARAN R	2.5	15.0	4.6	2.5	7.0	AB	4.6	1.7	AB	4.6	1.7	4.6	1.6	4.6	39
58	19UCIT058	VIJAYENDRA A K	2.5	29.9	8.6	2.5	14.1	10.6	8.6	1.7	22.4	8.6	1.7	8.6	1.6	8.6	50
59	19UCIT059	VISHVA S P	2.5	32.6	8.6	2.5	15.4	11.5	8.6	1.7	24.5	8.6	1.7	8.6	1.6	8.6	58
60	19UCIT060	YUVAPRIYAN K M	2.5	20.4	1.6	2.5	9.6	5.4	1.6	1.7	11.6	1.6	1.7	1.6	1.6	1.6	30
<b>No. of Students Scored Set Attainment Level</b>			<b>60</b>	<b>57</b>	<b>39</b>	<b>60</b>	<b>57</b>	<b>46</b>	<b>39</b>	<b>60</b>	<b>46</b>	<b>39</b>	<b>60</b>	<b>39</b>	<b>60</b>	<b>39</b>	<b>54</b>
<b>CO Attainment</b>			1.00	0.95	0.65	1.00	0.95	0.77	0.65	1.00	0.77	0.65	1.00	0.65	1.00	0.65	0.9
<b>Average CO Attainment</b>			0.87			0.84			0.81			0.83			0.9		
<b>CO Attainment Level</b>			0.75			( 3 *25% )			2.25			( 3 *75%)					
<b>Overall CO Attainment</b>			3.00			( 0.75 + 2.25 )											

Level 1	60 % of Students Scored more than set attainment level
Level 2	70 % of Students Scored more than set attainment level
Level 3	80 % of Students Scored more than set attainment level

Method	Weightage
CIA	25
ESE	75



Dr. N. RAMAN  
PRINCIPAL,  
KONGU ARTS AND SCIENCE COLLEGE  
(AUTONOMOUS)  
NANJANAPURAM, ERODE - 638 107.

**PROGRAMME OUTCOMES AND PROGRAMME SPECIFIC OUTCOMES ATTAINMENT**

Course	PO1	PO2	PO3	PO4	PO5	PO6	PO7	PSO1	PSO2	PSO3
C101	3.00	3.00	2.00	1.00	1.00	1.00	3.00	3.00	3.00	3.00

(CO Attained x PO/PSO Expected)/3

*V. Kal*  
FACULTY

*F. M. Arange*  
HEAD OF THE DEPARTMENT



*Dr. N. RAMAN*  
PRINCIPAL,  
KONGU ARTS AND SCIENCE COLLEGE  
(AUTONOMOUS)  
NANJANAPURAM, ERODE - 638 107.

**KONGU ARTS AND SCIENCE COLLEGE (AUTONOMOUS), ERODE - 638 107**  
**DEPARTMENT OF COMPUTER TECHNOLOGY AND INFORMATION TECHNOLOGY**  
**ASSESSMENT OF ATTAINMENT OF COURSE OUTCOMES**

COURSE CODE AND NAME  
 FACULTY  
 ACADEMIC YEAR  
 CLASS  
 COURSE OUTCOME

17UAMCT102 & C PROGRAMMING  
 C.UMA  
 2019 - 2020  
 I B.Sc. (INFORMATION TECHNOLOGY)

At the end of the course, students will be able to  
 CO1 Describe the basic concepts of C programs and different types of data types.  
 CO2 Implement the decision making and looping statements.  
 CO3 Illustrate the concepts of arrays, character arrays and string.  
 CO4 Apply user defined functions, structures and unions.  
 CO5 Explain the pointer and file concept.

**CORRELATION LEVELS**


High	3
Medium	2
Low	1
No Correlation	-

**CO - PO, PSO CORRELATION MATRIX**

CO	PO1	PO2	PO3	PO4	PO5	PO6	PO7	PSO1	PSO2	PSO3
C102	3	3	2	1	1	1	3	3	3	3


**COURSE OUTCOME ATTAINMENT**

Course Outcome			Internal Assessment														End Semester Examinations
			CO 1			CO 2			CO 3			CO 4		CO 5			
Programme Outcomes			PO, PSO														
Marks			2.5	34	15	2.5	16	16	15	1.7	34	15	1.7	15	1.6	15	
S.No.	Reg.No.	Name of the Student	Assignment 1	Test 1	Model	Assignment 1	Test 1	Test 2	Model	Assignment 2	Test 2	Model	Assignment 2	Model	Assignment 2	Model	
1	19UCIT001	ABISHEK R	2.5	14.3	4.8	2.5	6.7	AB	4.8	1.7	AB	4.8	1.7	4.8	1.6	4.8	
2	19UCIT002	AMEERKHAN A	2.5	4.1	1.2	2.5	1.9	AB	1.2	1.7	AB	1.2	1.7	1.2	1.6	1.2	
3	19UCIT003	ARUL KUMARAN S	2.5	12.2	3.0	2.5	5.8	8.0	3.0	1.7	17.0	3.0	1.7	3.0	1.6	3.0	
4	19UCIT004	ASHOK KUMAR S	2.5	4.8	3.2	2.5	2.2	7.4	3.2	1.7	15.6	3.2	1.7	3.2	1.6	3.2	
5	19UCIT005	BHARATH NIVAS T M	2.5	10.9	4.4	2.5	5.1	9.6	4.4	1.7	20.4	4.4	1.7	4.4	1.6	4.4	
6	19UCIT006	BHARATH S	2.5	21.8	8.8	2.5	10.2	12.8	8.8	1.7	27.2	8.8	1.7	8.8	1.6	8.8	
7	19UCIT007	DEEPASRI M	2.5	12.9	6.4	2.5	6.1	13.4	6.4	1.7	28.6	6.4	1.7	6.4	1.6	6.4	
8	19UCIT008	DEVAYANI V	2.5	27.9	10.2	2.5	13.1	12.8	10.2	1.7	27.2	10.2	1.7	10.2	1.6	10.2	



**Dr. N. RAMAN**  
 PRINCIPAL,  
 KONGU ARTS AND SCIENCE COLLEGE  
 (AUTONOMOUS)  
 NANJANAPURAM, ERODE - 638 107

9	19UCIT009	DHIVYA J	2.5	31.3	13.6	2.5	14.7	15.0	13.6	1.7	32.0	13.6	1.7	13.6	1.6	13.6	66
10	19UCIT010	GOKUL C	2.5	11.6	8.2	2.5	5.4	7.4	8.2	1.7	15.6	8.2	1.7	8.2	1.6	8.2	45
11	19UCIT011	GOKULAKARTHIK G	2.5	15.0	9.2	2.5	7.0	AB	9.2	1.7	AB	9.2	1.7	9.2	1.6	9.2	34
12	19UCIT012	GOKULANARAYANAN K	2.5	5.4	2.0	2.5	2.6	5.8	2.0	1.7	12.2	2.0	1.7	2.0	1.6	2.0	17
13	19UCIT013	HARSAWARTHINI R	2.5	22.4	7.6	2.5	10.6	12.8	7.6	1.7	27.2	7.6	1.7	7.6	1.6	7.6	52
14	19UCIT014	HARSHINI M	2.5	18.4	9.8	2.5	8.6	10.6	9.8	1.7	22.4	9.8	1.7	9.8	1.6	9.8	58
15	19UCIT015	HEMASRI M	2.5	17.0	9.4	2.5	8.0	9.0	9.4	1.7	19.0	9.4	1.7	9.4	1.6	9.4	39
16	19UCIT016	KAMAL RAJ P	2.5	7.5	2.2	2.5	3.5	AB	2.2	1.7	AB	2.2	1.7	2.2	1.6	2.2	35
17	19UCIT017	KAVIN BABU S	2.5	17.0	7.0	2.5	8.0	10.2	7.0	1.7	21.8	7.0	1.7	7.0	1.6	7.0	52
18	19UCIT018	KAVIN S	2.5	13.6	2.8	2.5	6.4	8.0	2.8	1.7	17.0	2.8	1.7	2.8	1.6	2.8	19
19	19UCIT019	KAVIYA S J	2.5	16.3	8.4	2.5	7.7	11.2	8.4	1.7	23.8	8.4	1.7	8.4	1.6	8.4	34
20	19UCIT020	KOUSICK P	2.5	11.6	5.4	2.5	5.4	11.8	5.4	1.7	25.2	5.4	1.7	5.4	1.6	5.4	52
21	19UCIT021	LEEPIKA V R	2.5	30.6	13.4	2.5	14.4	12.8	13.4	1.7	27.2	13.4	1.7	13.4	1.6	13.4	62
22	19UCIT022	LOGESWARAN K S	2.5	12.2	7.2	2.5	5.8	10.9	7.2	1.7	23.1	7.2	1.7	7.2	1.6	7.2	60
23	19UCIT023	MADHUMITHA K	2.5	32.0	14.0	2.5	15.0	14.4	14.0	1.7	30.6	14.0	1.7	14.0	1.6	14.0	67
24	19UCIT024	MALINI V S	2.5	25.8	7.8	2.5	12.2	13.8	7.8	1.7	29.2	7.8	1.7	7.8	1.6	7.8	57
25	19UCIT025	MANIKANDAN M	2.5	12.2	6.6	2.5	5.8	11.8	6.6	1.7	25.2	6.6	1.7	6.6	1.6	6.6	42
26	19UCIT026	MANOJKUMAR P	2.5	16.3	6.0	2.5	7.7	8.6	6.0	1.7	18.4	6.0	1.7	6.0	1.6	6.0	32
27	19UCIT027	MATHIYARASI M	2.5	21.8	8.6	2.5	10.2	8.3	8.6	1.7	17.7	8.6	1.7	8.6	1.6	8.6	50
28	19UCIT028	NAVEEN K A	2.5	13.6	4.8	2.5	6.4	7.7	4.8	1.7	16.3	4.8	1.7	4.8	1.6	4.8	32
29	19UCIT029	NAVEENA P	2.5	16.3	6.4	2.5	7.7	9.3	6.4	1.7	19.7	6.4	1.7	6.4	1.6	6.4	46
30	19UCIT030	NEERAJ V E	2.5	7.5	2.8	2.5	3.5	AB	2.8	1.7	AB	2.8	1.7	2.8	1.6	2.8	36
31	19UCIT031	NIMMITHA S	2.5	17.0	7.2	2.5	8.0	12.2	7.2	1.7	25.8	7.2	1.7	7.2	1.6	7.2	38
32	19UCIT032	NISANDHINI K	2.5	20.4	8.6	2.5	9.6	12.5	8.6	1.7	26.5	8.6	1.7	8.6	1.6	8.6	55
33	19UCIT033	NITISH ARVINTH K	2.5	8.8	2.6	2.5	4.2	9.0	2.6	1.7	19.0	2.6	1.7	2.6	1.6	2.6	33
34	19UCIT034	PREM R R	2.5	23.8	7.4	2.5	11.2	9.0	7.4	1.7	19.0	7.4	1.7	7.4	1.6	7.4	44
35	19UCIT035	PRIYADHARSHINI P	2.5	24.5	11.0	2.5	11.5	11.8	11.0	1.7	25.2	11.0	1.7	11.0	1.6	11.0	59
36	19UCIT036	PRIYANKA S	2.5	20.4	7.2	2.5	9.6	12.8	7.2	1.7	27.2	7.2	1.7	7.2	1.6	7.2	36
37	19UCIT037	PUNITHA S	2.5	17.0	7.8	2.5	8.0	13.4	7.8	1.7	28.6	7.8	1.7	7.8	1.6	7.8	39
38	19UCIT038	RAMESH S	2.5	21.1	5.6	2.5	9.9	8.3	5.6	1.7	17.7	5.6	1.7	5.6	1.6	5.6	41
39	19UCIT039	RANGANATHAN M	2.5	16.3	7.2	2.5	7.7	9.6	7.2	1.7	20.4	7.2	1.7	7.2	1.6	7.2	48
40	19UCIT040	ROSHIN R	2.5	8.8	1.0	2.5	4.2	5.8	1.0	1.7	12.2	1.0	1.7	1.0	1.6	1.0	18
41	19UCIT041	SANGAMITHRA V	2.5	13.6	7.6	2.5	6.4	10.6	7.6	1.7	22.4	7.6	1.7	7.6	1.6	7.6	51
42	19UCIT042	SANTHIGA P	2.5	13.6	7.6	2.5	6.4	12.2	7.6	1.7	25.8	7.6	1.7	7.6	1.6	7.6	41
43	19UCIT043	SANTHOSHKUMAR S	2.5	13.6	7.2	2.5	6.4	9.3	7.2	1.7	19.7	7.2	1.7	7.2	1.6	7.2	30
44	19UCIT044	SEENIVASAN T S	2.5	10.2	1.2	2.5	4.8	AB	1.2	1.7	AB	1.2	1.7	1.2	1.6	1.2	32
45	19UCIT045	SHABARIGANAI SANK	2.5	13.6	6.0	2.5	6.4	8.0	6.0	1.7	27.0	6.0	1.7	6.0	1.6	6.0	31
46	19UCIT046	SHANGAMITHRA S	2.5	16.3	6.8	2.5	7.7	11.2	6.8	1.7	23.8	6.8	1.7	6.8	1.6	6.8	30
47	19UCIT047	SHARMILA N R	2.5	29.2	11.8	2.5	13.8	15.0	11.8	1.7	32.0	11.8	1.7	11.8	1.6	11.8	67



Dr. N. RAMAN  
 PRINCIPAL  
 KONGU ARTS AND SCIENCE COLLEGE  
 (AUTONOMOUS)  
 NANJANAPURAM, ERODE - 638 107.

48	19UCIT048	SHELSIA P	2.5	15.6	3.4	2.5	7.4	9.3	3.4	1.7	19.7	3.4	1.7	3.4	1.6	3.4	16			
49	19UCIT049	SHIVADHARSHINI R	2.5	11.6	5.2	2.5	5.4	9.6	5.2	1.7	20.4	5.2	1.7	5.2	1.6	5.2	39			
50	19UCIT050	SUGASHREE R	2.5	18.4	8.2	2.5	8.6	10.6	8.2	1.7	22.4	8.2	1.7	8.2	1.6	8.2	38			
51	19UCIT051	SUKESH P	2.5	10.2	5.6	2.5	4.8	10.2	5.6	1.7	21.8	5.6	1.7	5.6	1.6	5.6	20			
52	19UCIT052	SUVETHA T P	2.5	25.2	12.4	2.5	11.8	13.1	12.4	1.7	27.9	12.4	1.7	12.4	1.6	12.4	47			
53	19UCIT053	THILAGAN M	2.5	13.6	5.6	2.5	6.4	7.0	5.6	1.7	15.0	5.6	1.7	5.6	1.6	5.6	32			
54	19UCIT054	THULASIHARIHARAN P	2.5	17.7	7.2	2.5	8.3	11.5	7.2	1.7	24.5	7.2	1.7	7.2	1.6	7.2	43			
55	19UCIT055	VENKATESHWARAN A	2.5	13.6	3.6	2.5	6.4	AB	3.6	1.7	AB	3.6	1.7	3.6	1.6	3.6	22			
56	19UCIT056	VIDHYASAGAR L	2.5	8.8	5.4	2.5	4.2	9.3	5.4	1.7	19.7	5.4	1.7	5.4	1.6	5.4	35			
57	19UCIT057	VIGNESHWARAN R	2.5	6.8	4.2	2.5	3.2	AB	4.2	1.7	AB	4.2	1.7	4.2	1.6	4.2	30			
58	19UCIT058	VIJAYENDRA A K	2.5	20.4	8.4	2.5	9.6	12.2	8.4	1.7	25.8	8.4	1.7	8.4	1.6	8.4	41			
59	19UCIT059	VISHVA S P	2.5	20.4	9.6	2.5	9.6	11.2	9.6	1.7	23.8	9.6	1.7	9.6	1.6	9.6	40			
60	19UCIT060	YUVAPRIYAN K M	2.5	12.9	3.0	2.5	6.1	5.8	3.0	1.7	12.2	3.0	1.7	3.0	1.6	3.0	19			
No. of Students Scored.Set Attainment Level			60	30	32	60	30	48	32	60	48	32	60	32	60	32	42			
CO Attainment			1.00	0.50	0.53	1.00	0.50	0.80	0.53	1.00	0.80	0.53	1.00	0.53	1.00	0.53	0.7			
Average CO Attainment			0.68													0.71	0.78	0.77	0.77	0.7
CO Attainment Level			0.5													( 2 *25% )	1.50	( 2	*75%)	
Overall CO Attainment			2.00													( 0.5 + 1.50 )				

Level 1	60 % of Students Scored more than set attainment level
Level 2	70 % of Students Scored more than set attainment level
Level 3	80 % of Students Scored more than set attainment level

Method	Weightage
CIA	25
ESE	75



Dr. N. RAMAN  
PRINCIPAL,  
KONGU ARTS AND SCIENCE COLLEGE  
(AUTONOMOUS)  
NANJANAPURAM, ERODE - 638 107.



PROGRAMME OUTCOMES AND PROGRAMME SPECIFIC OUTCOMES ATTAINMENT

Course	PO1	PO2	PO3	PO4	PO5	PO6	PO7	PSO1	PSO2	PSO3
C102	2.00	2.00	1.33	0.67	0.67	0.67	2.00	2.00	2.00	2.00

(CO Attained x PO/PSO Expected)/3

*Uma.C*  
 FACULTY  
 [Uma.C]

*S. M. Anand*  
 HEAD OF THE DEPARTMENT



*Dr. N. RAMAN*  
 PRINCIPAL,  
 KONGU ARTS AND SCIENCE COLLEGE  
 (AUTONOMOUS)  
 NANJANAPURAM, ERODE - 638 107.

**KONGU ARTS AND SCIENCE COLLEGE (AUTONOMOUS), ERODE - 638 107**  
**DEPARTMENT OF COMPUTER TECHNOLOGY AND INFORMATION TECHNOLOGY**  
**ASSESSMENT OF ATTAINMENT OF COURSE OUTCOMES**

**COURSE CODE AND NAME** 17UAMCP103 AND CORE LAB 1: C Programming Lab  
**FACULTY** C UMA  
**ACADEMIC YEAR** 2019 - 2020  
**CLASS** I B.Sc. (INFORMATION TECHNOLOGY)

**COURSE OUTCOME**

At the end of the course, students will be able to  
 CO1 Apply the concepts of operators and expression.  
 CO2 Implement the branching and looping statements.  
 CO3 Illustrate character arrays and string.  
 CO4 Develop a program that uses pointer to access a variable.  
 CO5 Develop a program that uses file operation.

**CORRELATION LEVELS**


High	3
Medium	2
Low	1
No Correlation	-

**CO - PO, PSO CORRELATION MATRIX**

CO	PO1	PO2	PO3	PO4	PO5	PO6	PO7	PSO1	PSO2	PSO3
CP103	3	3	2	1	1	1	3	3	3	3

**COURSE OUTCOME ATTAINMENT**

Course Outcome			Internal Assessment								End Semester Examinations
			CO 1		CO 2		CO 3		CO 4	CO 5	
Programme Outcomes			PO, PSO								
Marks			14	12	14	12	12	12	12	12	
S.No.	Reg.No.	Name of the Student	Test	Model	Test	Model	Test	Model	Model	Model	
1	19UCIT001	ABISHEK R	11.6	9.8	11.6	9.8	9.9	9.8	9.8	9.8	50
2	19UCIT002	AMEERKHAN A	12.3	9.6	13.3	9.6	11.4	9.6	9.6	9.6	45




**Dr. N. RAMAN**  
 PRINCIPAL,  
 KONGU ARTS AND SCIENCE COLLEGE  
 (AUTONOMOUS)  
 NANJANAPURAM, ERODE - 638 107.

3	19UCIT003	ARUL KUMARAN S	10.5	11.2	10.5	11.2	9.0	11.2	11.2	11.2	45
4	19UCIT004	ASHOK KUMAR S	8.1	5.0	8.1	5.0	6.9	5.0	5.0	5.0	45
5	19UCIT005	BHARATH NIVAS T M	11.9	10.2	11.9	10.2	10.2	10.2	10.2	10.2	49
6	19UCIT006	BHARATH S	11.2	11.8	11.2	11.8	9.6	11.8	11.8	11.8	50
7	19UCIT007	DEEPASRI M	13.7	10.0	13.7	10.0	11.7	10.0	10.0	10.0	50
8	19UCIT008	DEVAYANI V	13.7	11.4	13.7	11.4	11.7	11.4	11.4	11.4	55
9	19UCIT009	DHIVYA J	14.0	12.0	14.0	12.0	12.0	12.0	12.0	12.0	57
10	19UCIT010	GOKUL C	10.5	10.2	10.5	10.2	9.0	10.2	10.2	10.2	45
11	19UCIT011	GOKULAKARTHIK G	8.8	0.0	8.8	0.0	7.5	0.0	0.0	0.0	50
12	19UCIT012	GOKULANARAYANAN K	8.8	9.8	8.8	9.8	7.5	9.8	9.8	9.8	50
13	19UCIT013	HARSAWARTHINI R	8.8	11.8	8.8	11.8	7.5	11.8	11.8	11.8	55
14	19UCIT014	HARSHINI M	12.3	9.6	12.3	9.6	10.5	9.6	9.6	9.6	55
15	19UCIT015	HEMASRI M	11.6	11.0	11.6	11.0	9.9	11.0	11.0	11.0	48
16	19UCIT016	KAMAL RAJ P	8.8	6.0	8.8	6.0	7.5	6.0	6.0	6.0	45
17	19UCIT017	KAVIN BABU S	13.7	12.0	13.7	12.0	11.7	12.0	12.0	12.0	55
18	19UCIT018	KAVIN S	11.9	5.0	11.9	5.0	10.2	5.0	5.0	5.0	45
19	19UCIT019	KAVIYA S J	11.9	7.0	11.9	7.0	10.2	7.0	7.0	7.0	48
20	19UCIT020	KOUSICK P	14.0	11.8	14.0	11.8	12.0	11.8	11.8	11.8	60
21	19UCIT021	LEEPIKA V R	14.0	12.0	14.0	12.0	12.0	12.0	12.0	12.0	57
22	19UCIT022	LOGESWARAN K S	11.6	5.6	11.6	5.6	9.9	5.6	5.6	5.6	50
23	19UCIT023	MADHUMITHA K	14.0	12.0	14.0	12.0	12.0	12.0	12.0	12.0	60
24	19UCIT024	MALINI V S	14.0	10.2	14.0	10.2	12.0	10.2	10.2	10.2	60
25	19UCIT025	MANIKANDAN M	10.5	10.0	10.5	10.0	9.0	10.0	10.0	10.0	45
26	19UCIT026	MANOJKUMAR P	11.6	9.6	11.6	9.6	9.9	9.6	9.6	9.6	45
27	19UCIT027	MATHIYARASI M	AB	9.0	AB	9.0	AB	9.0	9.0	9.0	50
28	19UCIT028	NAVEEN K A	10.5	8.4	10.5	8.4	9.0	8.4	8.4	8.4	57
29	19UCIT029	NAVEENA P	12.3	5.6	12.3	5.6	10.5	5.6	5.6	5.6	45
30	19UCIT030	NEERAJ V E	14.0	8.2	14.0	8.2	12.0	8.2	8.2	8.2	50
31	19UCIT031	NIMMITHA S	8.8	8.4	8.8	8.4	7.5	8.4	8.4	8.4	48
32	19UCIT032	NISANDHINI K	10.9	6.0	10.9	6.0	9.3	6.0	6.0	6.0	55
33	19UCIT033	NITISH ARVINTH K	9.8	5.0	9.8	5.0	8.4	5.0	5.0	5.0	52
34	19UCIT034	PREM R R	13.3	11.8	13.3	11.8	11.4	11.8	11.8	11.8	45
35	19UCIT035	PRIYADHARSHINI	14.0	10.4	14.0	10.4	12.0	10.4	10.4	10.4	53
36	19UCIT036	PRIYANKA S	13.3	5.6	13.3	5.6	11.4	5.6	5.6	5.6	56



Dr. N. RAMAN  
PRINCIPAL,  
KONGU ARTS AND SCIENCE COLLEGE  
(AUTONOMOUS)  
NANJANAPURAM, ERODE - 638 107.

37	19UCIT037	PUNITHA S	12.3	10.2	12.3	10.2	10.5	10.2	10.2	10.2	55
38	19UCIT038	RAMESH S	13.7	9.6	13.7	9.6	11.7	9.6	9.6	9.6	52
39	19UCIT039	RANGANATHAN M	13.3	10.2	13.3	10.2	11.4	10.2	10.2	10.2	48
40	19UCIT040	ROSHIN R	13.7	11.6	13.7	11.6	11.7	11.6	11.6	11.6	47
41	19UCIT041	SANGAMITHRA V	13.7	12.0	13.7	12.0	11.7	12.0	12.0	12.0	60
42	19UCIT042	SANTHIGA P	11.9	7.4	11.9	7.4	10.2	7.4	7.4	7.4	45
43	19UCIT043	SANTHOSHKUMAR S	8.8	10.6	8.8	10.6	7.5	10.6	10.6	10.6	45
44	19UCIT044	SEENIVASAN T S	12.3	6.4	12.3	6.4	10.5	6.4	6.4	6.4	45
45	19UCIT045	SHABARIGANAISAN K	10.5	11.0	10.5	11.0	9.0	11.0	11.0	11.0	45
46	19UCIT046	SHANGAMITHRA S	14.0	11.0	14.0	11.0	12.0	11.0	11.0	11.0	47
47	19UCIT047	SHARMILA N R	14.0	12.0	14.0	12.0	12.0	12.0	12.0	12.0	60
48	19UCIT048	SHELSIA P	8.4	9.6	8.4	9.6	7.2	9.6	9.6	9.6	47
49	19UCIT049	SHIVADHARSHINI R	11.6	10.6	11.6	10.6	9.9	10.6	10.6	10.6	45
50	19UCIT050	SUGASHREE R	14.0	9.0	14.0	9.0	12.0	9.0	9.0	9.0	45
51	19UCIT051	SUKESH P	12.3	10.4	12.3	10.4	10.5	10.4	10.4	10.4	50
52	19UCIT052	SUVETHA T P	13.3	12.0	13.3	12.0	11.4	12.0	12.0	12.0	60
53	19UCIT053	THILAGAN M	10.5	6.0	10.5	6.0	9.0	6.0	6.0	6.0	47
54	19UCIT054	THULASIHARIHARAN P	11.6	12.0	11.6	12.0	9.9	12.0	12.0	12.0	52
55	19UCIT055	VENKATESHWARAN A	14.0	9.2	14.0	9.2	12.0	9.2	9.2	9.2	50
56	19UCIT056	VIDHYASAGAR L	10.5	10.0	10.5	10.0	9.0	10.0	10.0	10.0	48
57	19UCIT057	VIGNESHWARAN R	10.5	7.0	10.5	7.0	9.0	7.0	7.0	7.0	45
58	19UCIT058	VIJAYENDRA A K	13.7	11.6	13.7	11.6	11.7	11.6	11.6	11.6	55
59	19UCIT059	VISHVA S P	11.9	10.0	11.9	10.0	10.2	10.0	10.0	10.0	60
60	19UCIT060	YUVAPRIYAN K M	12.3	6.6	12.3	6.6	10.5	6.6	6.6	6.6	45
<b>No. of Students Scored Set Attainment Level</b>			59	56	59	56	59	56	56	56	60
<b>CO Attainment</b>			0.98	0.93	0.98	0.93	0.98	0.93	0.93	0.93	1.00
<b>Average CO Attainment</b>			0.96		0.96		0.96		0.93	0.93	1.00
<b>CO Attainment Level</b>			1.2 ( 3 *40%)				1.8 ( 3 *60%)				
<b>Overall CO Attainment</b>			3.00				( 1.2 + 1.8 )				



Dr. N. RAMAN  
PRINCIPAL,  
KONGU ARTS AND SCIENCE COLLEGE  
(AUTONOMOUS)  
NANJANAPURAM, ERODE - 638 107.

Level 1	60 % of Students Scored more than set attainment level
Level 2	70 % of Students Scored more than set attainment level
Level 3	80 % of Students Scored more than set attainment level

Method	Weightage
CIA	40
ESE	60

**PROGRAMME OUTCOMES AND PROGRAMME SPECIFIC OUTCOMES ATTAINMENT**

Course	PO1	PO2	PO3	PO4	PO5	PO6	PO7	PSO1	PSO2	PSO3
CP103	3.00	3.00	2.00	1.00	1.00	1.00	3.00	3.00	3.00	3.00

(CO Attained x PO/PSO Expected)/3

*Uma.c*  
 FACULTY  
 (Uma.c)

*S. N. Anand*  
 HEAD OF THE DEPARTMENT



*L*  
**Dr. N. RAMAN**  
 PRINCIPAL,  
 KONGU ARTS AND SCIENCE COLLEGE  
 (AUTONOMOUS)  
 NANJANAPURAM, ERODE - 638 107.

**KONGU ARTS AND SCIENCE COLLEGE (AUTONOMOUS), ERODE - 638 107**  
**DEPARTMENT OF COMPUTER TECHNOLOGY AND INFORMATION TECHNOLOGY**  
**ASSESSMENT OF ATTAINMENT OF COURSE OUTCOMES**

**COURSE CODE AND NAME**  
**FACULTY**  
**ACADEMIC YEAR**  
**CLASS**  
**COURSE OUTCOME**

**17UAMAT104 AND NUMERICAL AND STATISTICAL METHODS**  
**SAVITHA S**  
**2019 - 2020**  
**I B.Sc. (INFORMATION TECHNOLOGY)**

On successful completion of the course, the students will be able to  
 CO1 Solve the Numerical Algebraic and Transcendental Equations and Simultaneous linear Algebraic Equations  
 CO2 Interpolate the values and solve the Numerical Differentiation, Numerical integration problems  
 CO3 Find the Mean, Median, Mode, Range, Quartile Deviation and Standard Deviation  
 CO4 Find the Coefficients of Correlation  
 CO5 Solve the Regression Equations and find the mean and coefficient of correlation

**CORRELATION LEVELS**

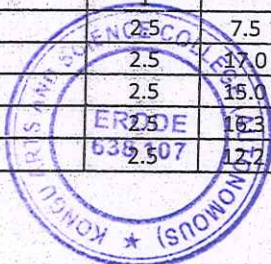
High	3
Medium	2
Low	1
No Correlation	-

**CO - PO, PSO CORRELATION MATRIX**

CO	PO1	PO2	PO3	PO4	PO5	PO6	PO7	PSO1	PSO2	PSO3
AT104	3	3	2	-	2	-	3	3	3	3

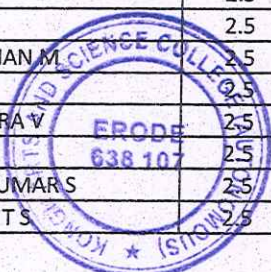
**COURSE OUTCOME ATTAINMENT**

Course Outcome			Internal Assessment														End Semester Examinations
			CO 1			CO 2				CO 3			CO 4		CO 5		
Programme Outcomes			PO, PSO														
Marks			2.5	34	15	2.5	16	16	15	1.7	34	15	1.7	15	1.6	15	
S.No.	Reg.No.	Name of the Student	Assignment 1	Test 1	Model	Assignment 1	Test 1	Test 2	Model	Assignment 2	Test 2	Model	Assignment 2	Model	Assignment 2	Model	
1	19UCIT001	ABISHEK R	2.5	7.5	10.6	2.5	3.5	7.0	10.6	1.7	15.0	10.6	1.7	10.6	1.6	10.6	46
2	19UCIT002	AMEERKHAN A	2.5	7.0	1.6	2.5	8.0	AB	1.6	1.7	AB	1.6	1.7	1.6	1.6	1.6	34
3	19UCIT003	ARUL KUMARAN S	2.5	15.0	1.2	2.5	7.0	6.4	1.2	1.7	13.6	1.2	1.7	1.2	1.6	1.2	42
4	19UCIT004	ASHOK KUMAR S	2.5	16.3	4.0	2.5	7.7	5.4	4.0	1.7	11.6	4.0	1.7	4.0	1.6	4.0	33
5	19UCIT005	BHARATH NIVAS T M	2.5	12.7	1.0	2.5	5.8	5.1	1.0	1.7	10.9	1.0	1.7	1.0	1.6	1.0	17



**Dr. N. RAMAN**  
 PRINCIPAL,  
 KONGU ARTS AND SCIENCE COLLEGE  
 (AUTONOMOUS)  
 NANJANAPURAM, ERODE - 638 107

6	19UCIT006	BHARATH S	2.5	15.6	6.0	2.5	7.4	8.0	6.0	1.7	17.0	6.0	1.7	6.0	1.6	6.0	20
7	19UCIT007	DEEPASRI M	2.5	17.0	7.8	2.5	8.0	7.0	7.8	1.7	15.0	7.8	1.7	7.8	1.6	7.8	22
8	19UCIT008	DEVAYANI V	2.5	25.8	11.6	2.5	12.2	14.4	11.6	1.7	30.6	11.6	1.7	11.6	1.6	11.6	67
9	19UCIT009	DHIVYA J	2.5	27.2	14.4	2.5	12.8	13.8	14.4	1.7	29.2	14.4	1.7	14.4	1.6	14.4	66
10	19UCIT010	GOKUL C	2.5	15.6	1.4	2.5	7.4	6.4	1.4	1.7	13.6	1.4	1.7	1.4	1.6	1.4	30
11	19UCIT011	GOKULAKARTHIK G	2.5	17.7	4.6	2.5	8.3	8.3	4.6	1.7	17.7	4.6	1.7	4.6	1.6	4.6	46
12	19UCIT012	GOKULANARAYANAN K	2.5	12.2	1.8	2.5	5.8	10.9	1.8	1.7	23.1	1.8	1.7	1.8	1.6	1.8	30
13	19UCIT013	HARSAWARTHINI R	2.5	21.8	8.2	2.5	10.2	13.1	8.2	1.7	27.9	8.2	1.7	8.2	1.6	8.2	49
14	19UCIT014	HARSHINI M	2.5	20.4	11.2	2.5	9.6	9.9	11.2	1.7	21.1	11.2	1.7	11.2	1.6	11.2	51
15	19UCIT015	HEMASRI M	2.5	14.3	3.0	2.5	6.7	8.6	3.0	1.7	18.4	3.0	1.7	3.0	1.6	3.0	32
16	19UCIT016	KAMAL RAJ P	2.5	6.1	1.2	2.5	2.9	AB	1.2	1.7	AB	1.2	1.7	1.2	1.6	1.2	17
17	19UCIT017	KAVIN BABU S	2.5	21.8	4.2	2.5	10.2	11.5	4.2	1.7	24.5	4.2	1.7	4.2	1.6	4.2	53
18	19UCIT018	KAVIN S	2.5	13.6	0.6	2.5	6.4	6.7	0.6	1.7	14.3	0.6	1.7	0.6	1.6	0.6	12
19	19UCIT019	KAVIYA S J	2.5	15.6	10.6	2.5	7.4	6.4	10.6	1.7	13.6	10.6	1.7	10.6	1.6	10.6	45
20	19UCIT020	KOUSICK P	2.5	14.3	6.0	2.5	6.7	13.4	6.0	1.7	28.6	6.0	1.7	6.0	1.6	6.0	32
21	19UCIT021	LEEIKA V R	2.5	24.5	12.0	2.5	11.5	8.6	12.0	1.7	18.4	12.0	1.7	12.0	1.6	12.0	61
22	19UCIT022	LOGESWARAN K S	2.5	14.3	8.0	2.5	6.7	9.0	8.0	1.7	19.0	8.0	1.7	8.0	1.6	8.0	31
23	19UCIT023	MADHUMITHA K	2.5	24.5	14.2	2.5	11.5	14.1	14.2	1.7	29.9	14.2	1.7	14.2	1.6	14.2	65
24	19UCIT024	MALINI V S	2.5	25.8	8.0	2.5	12.2	14.4	8.0	1.7	30.6	8.0	1.7	8.0	1.6	8.0	64
25	19UCIT025	MANIKANDAN M	2.5	20.4	1.4	2.5	9.6	6.4	1.4	1.7	13.6	1.4	1.7	1.4	1.6	1.4	31
26	19UCIT026	MANOJKUMAR P	2.5	13.6	2.8	2.5	6.4	AB	2.8	1.7	AB	2.8	1.7	2.8	1.6	2.8	32
27	19UCIT027	MATHIYARASI M	2.5	21.1	7.0	2.5	9.9	10.2	7.0	1.7	21.8	7.0	1.7	7.0	1.6	7.0	57
28	19UCIT028	NAVEEN K A	2.5	14.3	0.8	2.5	6.7	6.7	0.8	1.7	14.3	0.8	1.7	0.8	1.6	0.8	30
29	19UCIT029	NAVEENA P	2.5	23.1	6.0	2.5	10.9	13.1	6.0	1.7	27.9	6.0	1.7	6.0	1.6	6.0	57
30	19UCIT030	NEERAJ V E	2.5	10.9	0.6	2.5	5.1	4.8	0.6	1.7	10.2	0.6	1.7	0.6	1.6	0.6	23
31	19UCIT031	NIMMITHA S	2.5	19.0	2.6	2.5	9.0	6.7	2.6	1.7	14.3	2.6	1.7	2.6	1.6	2.6	37
32	19UCIT032	NISANDHINI K	2.5	6.8	5.2	2.5	3.2	9.9	5.2	1.7	21.1	5.2	1.7	5.2	1.6	5.2	37
33	19UCIT033	NITISH ARVINTH K	2.5	3.4	2.6	2.5	1.6	6.4	2.6	1.7	13.6	2.6	1.7	2.6	1.6	2.6	17
34	19UCIT034	PREM R R	2.5	17.0	2.4	2.5	8.0	10.9	2.4	1.7	23.1	2.4	1.7	2.4	1.6	2.4	23
35	19UCIT035	PRIYADHARSHINI P	2.5	21.8	10.4	2.5	10.2	12.8	10.4	1.7	27.2	10.4	1.7	10.4	1.6	10.4	56
36	19UCIT036	PRIYANKA S	2.5	6.1	5.0	2.5	2.9	8.3	5.0	1.7	17.7	5.0	1.7	5.0	1.6	5.0	44
37	19UCIT037	PUNITHA S	2.5	23.8	5.0	2.5	11.2	10.9	5.0	1.7	23.1	5.0	1.7	5.0	1.6	5.0	30
38	19UCIT038	RAMESH S	2.5	13.6	2.8	2.5	6.4	8.3	2.8	1.7	17.7	2.8	1.7	2.8	1.6	2.8	30
39	19UCIT039	RANGANATHAN M	2.5	17.7	6.0	2.5	8.3	10.6	6.0	1.7	22.4	6.0	1.7	6.0	1.6	6.0	42
40	19UCIT040	ROSHIN R	2.5	8.2	1.4	2.5	3.8	5.4	1.4	1.7	11.6	1.4	1.7	1.4	1.6	1.4	20
41	19UCIT041	SANGAMITHRA V	2.5	27.9	13.6	2.5	13.1	15.0	13.6	1.7	32.0	13.6	1.7	13.6	1.6	13.6	44
42	19UCIT042	SANTHIGA P	2.5	15.0	4.8	2.5	7.0	10.6	4.8	1.7	22.4	4.8	1.7	4.8	1.6	4.8	33
43	19UCIT043	SANTHOSHKUMARS	2.5	13.6	2.4	2.5	6.4	8.3	2.4	1.7	17.7	2.4	1.7	2.4	1.6	2.4	30
44	19UCIT044	SEENIVASAN T S	2.5	5.4	2.2	2.5	2.6	1.9	2.2	1.7	4.1	2.2	1.7	2.2	1.6	2.2	24



DR. N. RAMAN  
PRINCIPAL  
KONGU ARTS AND SCIENCE COLLEGE  
(AUTONOMOUS)  
NANJANAPURAM, ERODE - 638 107.

45	19UCIT045	SHABARIGANAISAN K	2.5	10.9	1.8	2.5	5.1	7.7	1.8	1.7	16.3	1.8	1.7	1.8	1.6	1.8	40	
46	19UCIT046	SHANGAMITHRA S	2.5	15.6	4.8	2.5	7.4	6.4	4.8	1.7	13.6	4.8	1.7	4.8	1.6	4.8	42	
47	19UCIT047	SHARMILA N R	2.5	27.2	14.4	2.5	12.8	15.7	14.4	1.7	33.3	14.4	1.7	14.4	1.6	14.4	73	
48	19UCIT048	SHELSIA P	2.5	2.0	2.8	2.5	1.0	9.6	2.8	1.7	20.4	2.8	1.7	2.8	1.6	2.8	21	
49	19UCIT049	SHIVADHARSHINI R	2.5	7.5	6.6	2.5	3.5	4.5	6.6	1.7	9.5	6.6	1.7	6.6	1.6	6.6	30	
50	19UCIT050	SUGASHREE R	2.5	18.4	11.8	2.5	8.6	12.5	11.8	1.7	26.5	11.8	1.7	11.8	1.6	11.8	48	
51	19UCIT051	SUKESH P	2.5	7.5	1.0	2.5	3.5	10.2	1.0	1.7	21.8	1.0	1.7	1.0	1.6	1.0	41	
52	19UCIT052	SUVETHA T P	2.5	22.4	9.4	2.5	10.6	13.4	9.4	1.7	28.6	9.4	1.7	9.4	1.6	9.4	61	
53	19UCIT053	THILAGAN M	2.5	6.1	1.0	2.5	2.9	7.0	1.0	1.7	15.0	1.0	1.7	1.0	1.6	1.0	23	
54	19UCIT054	THULASIHARIHARAN P	2.5	15.0	5.2	2.5	7.0	13.4	5.2	1.7	28.6	5.2	1.7	5.2	1.6	5.2	49	
55	19UCIT055	VENKATESHWARAN A	2.5	14.3	2.8	2.5	6.7	AB	2.8	1.7	AB	2.8	1.7	2.8	1.6	2.8	22	
56	19UCIT056	VIDHYASAGAR L	2.5	6.8	1.2	2.5	3.2	4.8	1.2	1.7	10.2	1.2	1.7	1.2	1.6	1.2	20	
57	19UCIT057	VIGNESHWARAN R	2.5	5.4	0.6	2.5	2.6	AB	0.6	1.7	AB	0.6	1.7	0.6	1.6	0.6	14	
58	19UCIT058	VIJAYENDRA A K	2.5	16.3	2.8	2.5	7.7	8.0	2.8	1.7	17.0	2.8	1.7	2.8	1.6	2.8	40	
59	19UCIT059	VISHVA S P	2.5	20.4	11.6	2.5	9.6	11.5	11.6	1.7	24.5	11.6	1.7	11.6	1.6	11.6	50	
60	19UCIT060	YUVAPRIYAN K M	2.5	15.0	1.0	2.5	7.0	9.0	1.0	1.7	19.0	1.0	1.7	1.0	1.6	1.0	22	
<b>No. of Students Scored Set Attainment Level</b>			<b>60</b>	<b>30</b>	<b>18</b>	<b>60</b>	<b>30</b>	<b>36</b>	<b>18</b>	<b>60</b>	<b>36</b>	<b>18</b>	<b>60</b>	<b>18</b>	<b>60</b>	<b>18</b>	<b>30</b>	
<b>CO Attainment</b>			1.00	0.50	0.30	1.00	0.50	0.60	0.30	1.00	0.60	0.30	1.00	0.30	1.00	0.30	0.50	
			0.60		0.60			0.63			0.65		0.65		0.50			
<b>Average CO Attainment</b>			0.63														0.50	
<b>CO Attainment Level</b>			0.25 ( 1 *25% )										0.00 ( 0 *75% )					
<b>Overall CO Attainment</b>			0.25 ( 0.25 + 0.00 )															

Level 1	60 % of Students Scored more than set attainment level
Level 2	70 % of Students Scored more than set attainment level
Level 3	80 % of Students Scored more than set attainment level

Method	Weightage
CIA	25
ESE	75




Dr. N. RAMAN  
PRINCIPAL,  
KONGU ARTS AND SCIENCE COLLEGE  
(AUTONOMOUS)  
NANJANAPURAM, ERODE - 638 107.



**PROGRAMME OUTCOMES AND PROGRAMME SPECIFIC OUTCOMES ATTAINMENT**


Course	PO1	PO2	PO3	PO4	PO5	PO6	PO7	PSO1	PSO2	PSO3
AT104	0.25	0.25	0.17	-	0.17	-	0.25	0.25	0.25	0.25

(CO Attained x PO/PSO Expected)/3

  
FACULTY

  
M. Anand  
HEAD OF THE DEPARTMENT



  
**Dr. N. RAMAN**  
PRINCIPAL,  
KONGU ARTS AND SCIENCE COLLEGE  
(AUTONOMOUS)  
NANJANAPURAM, ERODE - 638 107.

**KONGU ARTS AND SCIENCE COLLEGE (AUTONOMOUS), ERODE - 638 107**  
**DEPARTMENT OF COMPUTER TECHNOLOGY AND INFORMATION TECHNOLOGY**  
**ASSESSMENT OF ATTAINMENT OF COURSE OUTCOMES**

**COURSE CODE AND NAME** 17ES01 AND FOUNDATION COURSE : ENVIRONMENTAL STUDIES  
**FACULTY** C.INDRANI  
**ACADEMIC YEAR** 2019 - 2020  
**CLASS** I B.Sc.(INFORMATION TECHNOLOGY)  
**COURSE OUTCOME**

At the end of the course, the students will be able to  
 CO1: Understand the basis of Ecosystems  
 CO2: Know the importance of Natural resources  
 CO3: Acquire the knowledge of Biodiversity and Conservation  
 CO4: Learn the importance of Disaster management and Environmental pollution  
 CO5: Gain an idea about Environmental policies and practices

**CORRELATION LEVELS**

High	3
Medium	2
Low	1
No Correlation	-


**CO - PO, PSO CORRELATION MATRIX**

CO	PO1	PO2	PO3	PO4	PO5	PO6	PO7	PSO1	PSO2	PSO3
ES01	3	3	3	3	1	2	3	3	3	3

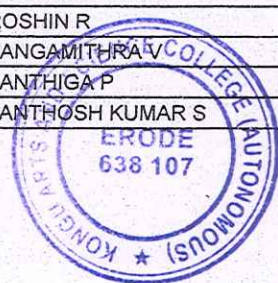
**COURSE OUTCOME ATTAINMENT**

Course Outcome			End Semester Examinations
Programme Outcomes PO/PSO			
Marks			
S.No.	Reg.No.	Name of the Student	
1	19UCIT001	ABISHEK R	25
2	19UCIT002	AMEERKHAN A	21
3	19UCIT003	ARUL KUMARAN S	26
4	19UCIT004	ASHOK KUMAR S	36
5	19UCIT005	BHARATH NIVAS T M	27
6	19UCIT006	BHARATH S	27



  
**Dr. N. RAMAN**  
 PRINCIPAL,  
 KONGU ARTS AND SCIENCE COLLEGE  
 (AUTONOMOUS)  
 NANJANAPURAM, ERODE - 638 107.

7	19UCIT007	DEEPASRI M	24
8	19UCIT008	DEVAYANI V	38
9	19UCIT009	DHIVYA J	43
10	19UCIT010	GOKUL C	22
11	19UCIT011	GOKULAKARTHIK G	26
12	19UCIT012	GOKULANARAYANAN K	24
13	19UCIT013	HARSAWARTHINI R	41
14	19UCIT014	HARSHINI M	35
15	19UCIT015	HEMASRI M	31
16	19UCIT016	KAMAL RAJ P	25
17	19UCIT017	KAVIN BABU S	26
18	19UCIT018	KAVIN S	30
19	19UCIT019	KAVIYA S J	30
20	19UCIT020	KOUSICK P	29
21	19UCIT021	LEEPIKA V R	29
22	19UCIT022	LOGESWARAN K S	23
23	19UCIT023	MADHUMITHA K	37
24	19UCIT024	MALINI V S	43
25	19UCIT025	MANIKANDAN M	36
26	19UCIT026	MANOJKUMAR P	28
27	19UCIT027	MATHIYARASI M	27
28	19UCIT028	NAVEEN K A	30
29	19UCIT029	NAVEENA P	35
30	19UCIT030	NEERAJ V E	22
31	19UCIT031	NIMMITHA S	22
32	19UCIT032	NISANDHINI K	24
33	19UCIT033	NITISH ARVINTH K	36
34	19UCIT034	PREM R R	36
35	19UCIT035	PRIYADHARSHINI P	33
36	19UCIT036	PRIYANKA S	32
37	19UCIT037	PUNITHA S	27
38	19UCIT038	RAMESH S	36
39	19UCIT039	RANGANATHAN M	34
40	19UCIT040	ROSHIN R	25
41	19UCIT041	SANGAMITHRA V	33
42	19UCIT042	SANTHIGA P	26
43	19UCIT043	SANTHOSH KUMAR S	28



Dr. N. RAMAN  
 PRINCIPAL  
 KONGU ARTS AND SCIENCE COLLEGE  
 (AUTONOMOUS)  
 NANJANAPURAM, ERODE - 638 107.

44	19UCIT044	SEENIVASAN T S	33
45	19UCIT045	SHABARIGANAISAN K	30
46	19UCIT046	SHANGAMITHRA S	30
47	19UCIT047	SHARMILA N R	28
48	19UCIT048	SHELSIA P	38
49	19UCIT049	SHIVADHARSHINI R	37
50	19UCIT050	SUGASHREE R	22
51	19UCIT051	SUKESH P	29
52	19UCIT052	SUVETHA T P	27
53	19UCIT053	THILAGAN M	34
54	19UCIT054	THULASIHARIHARAN P	39
55	19UCIT055	VENKATESHWARAN A	32
56	19UCIT056	VIDHYASAGAR L	38
57	19UCIT057	VIGNESHWARAN R	26
58	19UCIT058	VIJAYENDRA A K	25
59	19UCIT059	VISHVA S P	40
60	19UCIT060	YUVAPRIYAN K M	31
No. of Students Scored Set Attainment Level			55
CO Attainment			0.92
CO Attainment Level			3.00

Level 1	60 % of Students Scored more than set attainment level
Level 2	70 % of Students Scored more than set attainment level
Level 3	80 % of Students Scored more than set attainment level

Method	Weightage
ESE	100



Dr. N. RAMAN  
PRINCIPAL,  
KONGU ARTS AND SCIENCE COLLEGE  
(AUTONOMOUS)  
NANJANAPURAM, ERODE - 638 107.

PROGRAMME OUTCOMES AND PROGRAMME SPECIFIC OUTCOMES ATTAINMENT

CO	PO1	PO2	PO3	PO4	PO5	PO6	PO7	PSO1	PSO2	PSO3
ES01	3	3	3	3	1	2	3	3	3	3

(CO Attained x PO/PSO Expected)/3

*[Signature]*  
FACULTY

*[Signature]*  
HEAD OF THE DEPARTMENT



*[Signature]*  
**Dr. N. RAMAN**  
PRINCIPAL,  
KONGU ARTS AND SCIENCE COLLEGE  
(AUTONOMOUS)  
NANJANAPURAM, ERODE - 638 107.

**KONGU ARTS AND SCIENCE COLLEGE (AUTONOMOUS), ERODE - 638 107**  
**DEPARTMENT OF INFORMATION TECHNOLOGY**  
**ASSESSMENT OF ATTAINMENT OF COURSE OUTCOMES**  
**17T02 & TAMIL II**  
**K. ELAVARASAN**  
**2019-2020**  
**I B.S.C INFORMATION TECHNOLOGY**

**COURSE CODE AND NAME**  
**FACULTY**  
**ACADEMIC YEAR**  
**CLASS**  
**COURSE OUTCOME**

- CO1 அறச்சிந்தனைகளை வளர்த்துக்கொள்ள உதவும்  
 CO2 இயற்கை மற்றும் பழந்தமிழர் மரபு குறித்து அறிந்துகொள்ள முடியும்  
 CO3 புராண கதைகள் வாயிலாக நன்னெறிகளை அறிந்துகொள்ள ஏதுவாகவும் நற்குடிமக்களை உருவாக்கவும் உதவும்  
 CO4 மொழித் திறனை மேம்படுத்த உதவும்  
 CO5 மாணவர்களின் படைப்பாற்றல் திறனை வளர்த்துக்கொள்ள உதவும்

**CORRELATION LEVELS**

High	3
Medium	2
Low	1
No Correlation	-

**CO - PO, PSO CORRELATION MATRIX**

CO	PO1	PO2	PO3	PO4	PO5	PO6	PO7	PSO1	PSO2	PSO3
T02	2	2	2	3	3	1	1			


**COURSE OUTCOME ATTAINMENT**

Course Outcome			Internal Assessment														End Semester Examinations
			CO 1			CO 2				CO 3		CO 4		CO 5			
Programme Outcomes			PO, PSO														
Marks			2.5	34	15	2.5	16	16	15	1.7	34	15	1.7	15	1.6	15	
S.No.	Reg.No.	Name of the Student	Assignment 1	Test 1	Model	Assignment 1	Test 1	Test 2	Model	Assignment 2	Test 2	Model	Assignment 2	Model	Assignment 2	Model	
1	19UCIT001	ABISHEK R	2.5	AB	7.6	2.5	AB	AB	7.6	1.7	AB	7.6	1.7	7.6	1.6	7.6	37
2	19UCIT002	AMEERKHAN A	2.5	12.2	6.8	2.5	5.8	AB	6.8	1.7	AB	6.8	1.7	6.8	1.6	6.8	36
3	19UCIT003	ARUL KUMARAN S	2.5	12.9	10.8	2.5	6.1	AB	10.8	1.7	AB	10.8	1.7	10.8	1.6	10.8	53
4	19UCIT004	ASHOK KUMAR S	2.5	10.9	10.6	2.5	5.1	AB	10.6	1.7	AB	10.6	1.7	10.6	1.6	10.6	47
5	19UCIT005	BHARATH NIVAS T.M	2.5	12.2	8.8	2.5	5.8	4.5	8.8	1.7	9.5	8.8	1.7	8.8	1.6	8.8	44
6	19UCIT006	BHARATH S	2.5	21.1	13.0	2.5	9.9	8.3	13.0	1.7	17.7	13.0	1.7	13.0	1.6	13.0	60



**Dr. N. RAMAN**  
 PRINCIPAL,  
 KONGU ARTS AND SCIENCE COLLEGE  
 (AUTONOMOUS)  
 NANJANAPURAM, ERODE - 638 107.

7	19UCIT007	DEEPASRI M	2.5	17.7	9.6	2.5	8.3	AB	9.6	1.7	AB	9.6	1.7	9.6	1.6	9.6	45
8	19UCIT008	DEVAYANI V	2.5	21.8	10.2	2.5	10.2	AB	10.2	1.7	AB	10.2	1.7	10.2	1.6	10.2	52
9	19UCIT009	DHIVYA J	2.5	23.8	13.6	2.5	11.2	11.5	13.6	1.7	24.5	13.6	1.7	13.6	1.6	13.6	65
10	19UCIT010	GOKUL C	2.5	13.6	12.0	2.5	6.4	AB	12.0	1.7	AB	12.0	1.7	12.0	1.6	12.0	55
11	19UCIT011	GOKULAKARTHIK G	2.5	17.0	9.4	2.5	8.0	7.0	9.4	1.7	15.0	9.4	1.7	9.4	1.6	9.4	47
12	19UCIT012	GOKULANARAYANAN K	2.5	11.6	10.6	2.5	5.4	AB	10.6	1.7	AB	10.6	1.7	10.6	1.6	10.6	47
13	19UCIT013	HARSAWARTHINI R	2.5	25.2	13.6	2.5	11.8	5.8	13.6	1.7	12.2	13.6	1.7	13.6	1.6	13.6	64
14	19UCIT014	HARSHINI M	2.5	21.8	13.2	2.5	10.2	10.2	13.2	1.7	21.8	13.2	1.7	13.2	1.6	13.2	60
15	19UCIT015	HEMASRI M	2.5	21.1	12.0	2.5	9.9	AB	12.0	1.7	AB	12.0	1.7	12.0	1.6	12.0	56
16	19UCIT016	KAMAL RAJ P	2.5	6.8	9.6	2.5	3.2	5.1	9.6	1.7	10.9	9.6	1.7	9.6	1.6	9.6	47
17	19UCIT017	KAVIN BABU S	2.5	AB	6.0	2.5	AB	AB	6.0	1.7	AB	6.0	1.7	6.0	1.6	6.0	37
18	19UCIT018	KAVIN S	2.5	AB	7.6	2.5	AB	AB	7.6	1.7	AB	7.6	1.7	7.6	1.6	7.6	37
19	19UCIT019	KAVIYA S J	2.5	19.0	10.8	2.5	9.0	AB	10.8	1.7	AB	10.8	1.7	10.8	1.6	10.8	50
20	19UCIT020	KOUSICK P	2.5	5.4	7.0	2.5	2.6	AB	7.0	1.7	AB	7.0	1.7	7.0	1.6	7.0	37
21	19UCIT021	LEEPIKA V R	2.5	23.1	13.4	2.5	10.9	10.9	13.4	1.7	23.1	13.4	1.7	13.4	1.6	13.4	62
22	19UCIT022	LOGESWARAN K S	2.5	17.7	9.6	2.5	8.3	AB	9.6	1.7	AB	9.6	1.7	9.6	1.6	9.6	46
23	19UCIT023	MADHUMITHA K	2.5	16.3	11.4	2.5	7.7	AB	11.4	1.7	AB	11.4	1.7	11.4	1.6	11.4	56
24	19UCIT024	MALINI V S	2.5	21.1	11.2	2.5	9.9	AB	11.2	1.7	AB	11.2	1.7	11.2	1.6	11.2	55
25	19UCIT025	MANIKANDAN M	2.5	17.7	12.0	2.5	8.3	9.9	12.0	1.7	21.1	12.0	1.7	12.0	1.6	12.0	56
26	19UCIT026	MANOJKUMAR P	2.5	4.8	6.6	2.5	2.2	AB	6.6	1.7	AB	6.6	1.7	6.6	1.6	6.6	32
27	19UCIT027	MATHIYARASI M	2.5	17.0	12.4	2.5	8.0	7.0	12.4	1.7	15.0	12.4	1.7	12.4	1.6	12.4	60
28	19UCIT028	NAVEEN K A	2.5	12.9	10.0	2.5	6.1	1.3	10.0	1.7	2.7	10.0	1.7	10.0	1.6	10.0	47
29	19UCIT029	NAVEENA P	2.5	20.4	12.6	2.5	9.6	11.8	12.6	1.7	25.2	12.6	1.7	12.6	1.6	12.6	60
30	19UCIT030	NEERAJ V E	2.5	5.4	7.0	2.5	2.6	6.7	7.0	1.7	14.3	7.0	1.7	7.0	1.6	7.0	39
31	19UCIT031	NIMMITHA S	2.5	15.6	11.2	2.5	7.4	AB	11.2	1.7	AB	11.2	1.7	11.2	1.6	11.2	56
32	19UCIT032	NISANDHINI K	2.5	12.9	12.6	2.5	6.1	8.3	12.6	1.7	17.7	12.6	1.7	12.6	1.6	12.6	59
33	19UCIT033	NITISH ARVINTH K	2.5	11.6	9.6	2.5	5.4	2.6	9.6	1.7	5.4	9.6	1.7	9.6	1.6	9.6	47
34	19UCIT034	PREM R R	2.5	6.1	7.8	2.5	2.9	AB	7.8	1.7	AB	7.8	1.7	7.8	1.6	7.8	38
35	19UCIT035	PRIYADHARSHINI P	2.5	21.1	11.2	2.5	9.9	AB	11.2	1.7	AB	11.2	1.7	11.2	1.6	11.2	56
36	19UCIT036	PRIYANKA S	2.5	23.1	13.6	2.5	10.9	AB	13.6	1.7	AB	13.6	1.7	13.6	1.6	13.6	65
37	19UCIT037	PUNITHA S	2.5	7.5	13.4	2.5	3.5	AB	13.4	1.7	AB	13.4	1.7	13.4	1.6	13.4	64
38	19UCIT038	RAMESH S	2.5	8.2	9.6	2.5	3.8	5.4	9.6	1.7	11.6	9.6	1.7	9.6	1.6	9.6	47
39	19UCIT039	RANGANATHAN M	2.5	8.2	9.2	2.5	3.8	AB	9.2	1.7	AB	9.2	1.7	9.2	1.6	9.2	44
40	19UCIT040	ROSHIN R	2.5	3.4	5.4	2.5	1.6	AB	5.4	1.7	AB	5.4	1.7	5.4	1.6	5.4	31
41	19UCIT041	SANGAMITHRA V	2.5	22.4	11.2	2.5	10.6	AB	11.2	1.7	AB	11.2	1.7	11.2	1.6	11.2	58
42	19UCIT042	SANTHIGA P	2.5	16.3	12.6	2.5	7.7	8.6	12.6	1.7	18.4	12.6	1.7	12.6	1.6	12.6	59
43	19UCIT043	SANTHOSH KUMAR S	2.5	12.2	9.8	2.5	5.8	4.2	9.8	1.7	8.8	9.8	1.7	9.8	1.6	9.8	45
44	19UCIT044	SEENIVASAN T S	2.5	20.4	12.0	2.5	9.6	7.4	12.0	1.7	15.6	12.0	1.7	12.0	1.6	12.0	57



Dr. N. RAMAN  
PRINCIPAL,  
KONGU ARTS AND SCIENCE COLLEGE  
(AUTONOMOUS)  
NANJANAPURAM, ERODE - 638 107.

45	19UCIT045	SHABARIGANAISAN K	2.5	14.3	9.0	2.5	6.7	AB	9.0	1.7	AB	9.0	1.7	9.0	1.6	9.0	45
46	19UCIT046	SHANGAMITHRA S	2.5	15.0	11.2	2.5	7.0	AB	11.2	1.7	AB	11.2	1.7	11.2	1.6	11.2	56
47	19UCIT047	SHARMILA N R	2.5	27.9	12.2	2.5	13.1	13.4	12.2	1.7	28.6	12.2	1.7	12.2	1.6	12.2	59
48	19UCIT048	SHELSIA P	2.5	12.9	7.8	2.5	6.1	AB	7.8	1.7	AB	7.8	1.7	7.8	1.6	7.8	41
49	19UCIT049	SHIVADHARSHINI R	2.5	15.6	12.4	2.5	7.4	6.1	12.4	1.7	12.9	12.4	1.7	12.4	1.6	12.4	59
50	19UCIT050	SUGASHREE R	2.5	20.4	13.0	2.5	9.6	8.0	13.0	1.7	17.0	13.0	1.7	13.0	1.6	13.0	57
51	19UCIT051	SUKESH P	2.5	7.5	9.0	2.5	3.5	6.4	9.0	1.7	13.6	9.0	1.7	9.0	1.6	9.0	44
52	19UCIT052	SUVETHA T P	2.5	21.1	13.0	2.5	9.9	9.9	13.0	1.7	21.1	13.0	1.7	13.0	1.6	13.0	64
53	19UCIT053	THILAGAN M	2.5	15.6	11.2	2.5	7.4	7.0	11.2	1.7	15.0	11.2	1.7	11.2	1.6	11.2	54
54	19UCIT054	THULASIHARIHARAN P	2.5	14.3	11.6	2.5	6.7	8.3	11.6	1.7	17.7	11.6	1.7	11.6	1.6	11.6	55
55	19UCIT055	VENKATESHWARAN A	2.5	9.5	10.4	2.5	4.5	3.8	10.4	1.7	8.2	10.4	1.7	10.4	1.6	10.4	47
56	19UCIT056	VIDHYASAGAR L	2.5	12.9	8.8	2.5	6.1	AB	8.8	1.7	AB	8.8	1.7	8.8	1.6	8.8	47
57	19UCIT057	VIGNESHWARAN R	2.5	8.8	11.0	2.5	4.2	6.4	11.0	1.7	13.6	11.0	1.7	11.0	1.6	11.0	53
58	19UCIT058	VIJAYENDRA A K	2.5	19.7	10.0	2.5	9.3	AB	10.0	1.7	AB	10.0	1.7	10.0	1.6	10.0	51
59	19UCIT059	VISHVA S P	2.5	17.7	10.8	2.5	8.3	9.0	10.8	1.7	19.0	10.8	1.7	10.8	1.6	10.8	52
60	19UCIT060	YUVAPRIYAN K M	2.5	7.5	7.0	2.5	3.5	AB	7.0	1.7	AB	7.0	1.7	7.0	1.6	7.0	35
<b>No. of Students Scored Set Attainment Level</b>			<b>40</b>	<b>19</b>	<b>37</b>	<b>40</b>	<b>19</b>	<b>7</b>	<b>37</b>	<b>40</b>	<b>7</b>	<b>37</b>	<b>40</b>	<b>37</b>	<b>40</b>	<b>37</b>	<b>38</b>
<b>CO Attainment</b>			1.00	0.48	0.93	1.00	0.48	0.18	0.93	1.00	0.18	0.93	1.00	0.93	1.00	0.93	0.95
<b>Average CO Attainment</b>			0.80		0.65			0.70			0.97			0.97		0.95	
<b>CO Attainment Level</b>			0.75 ( 3 *25% )										2.25 ( 3 *75%		0.95		
<b>Overall CO Attainment</b>			3.00 ( 0.75 + 2.25 )														


Level 1	60 % of Students Scored more than set attainment level
Level 2	70 % of Students Scored more than set attainment level
Level 3	80 % of Students Scored more than set attainment level

Method	Weightage
CIA	25
ESE	75

**PROGRAMME OUTCOMES AND PROGRAMME SPECIFIC OUTCOMES ATTAINMENT**

Course	PO1	PO2	PO3	PO4	PO5	PO6	PO7	PSO1	PSO2	PSO3
T02	2.00	2.00	2.00	3.00	3.00	1.00	1.00	0.00	0.00	0.00

(CO Attained x PO/PSO Expected)/3



Dr. N. RAMAN  
PRINCIPAL, HEAD OF THE DEPARTMENT  
KONGU ARTS AND SCIENCE COLLEGE  
(AUTONOMOUS)  
NANJANAPURAM, ERODE - 638 107.



**KONGU ARTS AND SCIENCE COLLEGE (AUTONOMOUS), ERODE - 638 107**  
**DEPARTMENT OF COMPUTER TECHNOLOGY AND INFORMATION TECHNOLOGY**  
**ASSESSMENT OF ATTAINMENT OF COURSE OUTCOMES**

**17E02 AND ENGLISH II**  
**RENUKA N**  
**2019-2020**  
**I B.Sc. (INFORMATION TECHNOLOGY)**

**COURSE CODE AND NAME**  
**FACULTY**  
**ACADEMIC YEAR**  
**CLASS**  
**COURSE OUTCOME**

At the end of the course, students will be able to  
 CO1 understand the various forms of sentences and learn ethical values through literary essays.  
 CO2 gain knowledge about aesthetic beauty of language through poems.  
 CO3 identify the descriptive and narrative techniques through short stories.  
 CO4 enrich the vocabulary and acquire professional and compositional knowledge.  
 CO5 enhance the speaking ability through soft skills.

**CORRELATION LEVELS**

High	3
Medium	2
Low	1
No Correlation	-

**CO - PO, PSO CORRELATION MATRIX**

CO	PO1	PO2	PO3	PO4	PO5	PO6	PO7	PSO1	PSO2	PSO3
E02	-	3	3	1	2	-	3	-	-	-

**COURSE OUTCOME ATTAINMENT**

Course Outcome			Internal Assessment												End Semester Examinations		
			CO 1			CO 2			CO 3			CO 4		CO 5			
Programme Outcomes			PO, PSO														
Marks			2.5	34	15	2.5	16	16	15	1.7	34	15	1.7	15		1.6	15
S.No.	Reg.No.	Name of the Student	Assignment 1	Test 1	Model	Assignment 1	Test 1	Test 2	Model	Assignment 2	Test 2	Model	Assignment 2	Model	Assignment 2	Model	
1	19UCIT001	ABISHEK R	2.5	3.4	9.4	2.5	1.6	4.2	9.4	1.7	8.8	9.4	1.7	9.4	1.6	9.4	44
2	19UCIT002	AMEERKHAN A	2.5	7.5	9.2	2.5	3.5	AB	9.2	1.7	AB	9.2	1.7	9.2	1.6	9.2	41
3	19UCIT003	ARUL KUMARAN S	2.5	8.8	10.6	2.5	4.2	5.4	10.6	1.7	11.6	10.6	1.7	10.6	1.6	10.6	48
4	19UCIT004	ASHOK KUMAR S	2.5	2.7	9.4	2.5	1.3	1.6	9.4	1.7	3.4	9.4	1.7	9.4	1.6	9.4	34
5	19UCIT005	BHARATH NIVAS T M	2.5	4.8	8.8	2.5	2.2	2.2	8.8	1.7	4.8	8.8	1.7	8.8	1.6	8.8	41
6	19UCIT006	BHARATH S	2.5	17.7	12.6	2.5	8.3	8.0	12.6	1.7	17.0	12.6	1.7	12.6	1.6	12.6	58
7	19UCIT007	DEEPASRI M	2.5	15.6	11.8	2.5	7.4	9.3	11.8	1.7	19.7	11.8	1.7	11.8	1.6	11.8	53



**Dr. N. RAMAN**  
**1. PRINCIPAL**  
 KONGU ARTS AND SCIENCE COLLEGE  
 (AUTONOMOUS)  
 NANJANAPURAM, ERODE - 638 107.

8	19UCIT008	DEVAYANI V	2.5	17.7	12.4	2.5	8.3	11.2	12.4	1.7	23.8	12.4	1.7	12.4	1.6	12.4	58
9	19UCIT009	DHIVYA J	2.5	25.8	13.8	2.5	12.2	12.2	13.8	1.7	25.8	13.8	1.7	13.8	1.6	13.8	65
10	19UCIT010	GOKUL C	2.5	10.2	11.6	2.5	4.8	4.5	11.6	1.7	9.5	11.6	1.7	11.6	1.6	11.6	49
11	19UCIT011	GOKULAKARTHIK G	2.5	15.0	11.0	2.5	7.0	9.3	11.0	1.7	19.7	11.0	1.7	11.0	1.6	11.0	48
12	19UCIT012	GOKULANARAYANAN K	2.5	5.4	11.8	2.5	2.6	5.8	11.8	1.7	12.2	11.8	1.7	11.8	1.6	11.8	51
13	19UCIT013	HARSAWARTHINI R	2.5	20.4	13.0	2.5	9.6	7.4	13.0	1.7	15.6	13.0	1.7	13.0	1.6	13.0	61
14	19UCIT014	HARSHINI M	2.5	21.1	13.0	2.5	9.9	9.9	13.0	1.7	21.1	13.0	1.7	13.0	1.6	13.0	59
15	19UCIT015	HEMASRI M	2.5	15.6	12.6	2.5	7.4	8.3	12.6	1.7	17.7	12.6	1.7	12.6	1.6	12.6	56
16	19UCIT016	KAMAL RAJ P	2.5	3.4	8.6	2.5	1.6	1.6	8.6	1.7	3.4	8.6	1.7	8.6	1.6	8.6	39
17	19UCIT017	KAVIN BABU S	2.5	19.0	11.8	2.5	9.0	2.6	11.8	1.7	5.4	11.8	1.7	11.8	1.6	11.8	59
18	19UCIT018	KAVIN S	2.5	15.0	11.8	2.5	7.0	8.6	11.8	1.7	18.4	11.8	1.7	11.8	1.6	11.8	54
19	19UCIT019	KAVIYA SJ	2.5	13.6	12.4	2.5	6.4	7.7	12.4	1.7	16.3	12.4	1.7	12.4	1.6	12.4	58
20	19UCIT020	KOUSICK P	2.5	14.3	12.8	2.5	6.7	8.6	12.8	1.7	18.4	12.8	1.7	12.8	1.6	12.8	56
21	19UCIT021	LEEPIKA V R	2.5	22.4	14.0	2.5	10.6	12.8	14.0	1.7	27.2	14.0	1.7	14.0	1.6	14.0	63
22	19UCIT022	LOGESWARAN K S	2.5	15.6	11.2	2.5	7.4	7.0	11.2	1.7	15.0	11.2	1.7	11.2	1.6	11.2	50
23	19UCIT023	MADHUMITHA K	2.5	24.5	13.6	2.5	11.5	11.2	13.6	1.7	23.8	13.6	1.7	13.6	1.6	13.6	62
24	19UCIT024	MALINI V S	2.5	18.4	12.0	2.5	8.6	9.6	12.0	1.7	20.4	12.0	1.7	12.0	1.6	12.0	56
25	19UCIT025	MANIKANDAN M	2.5	13.6	12.4	2.5	6.4	7.4	12.4	1.7	15.6	12.4	1.7	12.4	1.6	12.4	56
26	19UCIT026	MANOJKUMAR P	2.5	AB	10.6	2.5	AB	4.8	10.6	1.7	10.2	10.6	1.7	10.6	1.6	10.6	49
27	19UCIT027	MATHIYARASI M	2.5	13.6	10.4	2.5	6.4	7.4	10.4	1.7	15.6	10.4	1.7	10.4	1.6	10.4	50
28	19UCIT028	NAVEEN K A	2.5	10.2	8.6	2.5	4.8	4.8	8.6	1.7	10.2	8.6	1.7	8.6	1.6	8.6	41
29	19UCIT029	NAVEENA P	2.5	19.0	11.2	2.5	9.0	9.9	11.2	1.7	21.1	11.2	1.7	11.2	1.6	11.2	56
30	19UCIT030	NEERAJ V E	2.5	4.8	7.6	2.5	2.2	2.2	7.6	1.7	4.8	7.6	1.7	7.6	1.6	7.6	38
31	19UCIT031	NIMMITHA S	2.5	13.6	13.2	2.5	6.4	10.2	13.2	1.7	21.8	13.2	1.7	13.2	1.6	13.2	61
32	19UCIT032	NISANDHINI K	2.5	15.0	12.8	2.5	7.0	9.0	12.8	1.7	19.0	12.8	1.7	12.8	1.6	12.8	62
33	19UCIT033	NITISH ARVINTH K	2.5	10.2	11.0	2.5	4.8	6.4	11.0	1.7	13.6	11.0	1.7	11.0	1.6	11.0	51
34	19UCIT034	PREM R R	2.5	14.3	9.2	2.5	6.7	1.9	9.2	1.7	4.1	9.2	1.7	9.2	1.6	9.2	47
35	19UCIT035	PRIYADHARSHINI P	2.5	21.1	13.0	2.5	9.9	AB	13.0	1.7	AB	13.0	1.7	13.0	1.6	13.0	62
36	19UCIT036	PRIYANKA S	2.5	19.7	13.0	2.5	9.3	7.4	13.0	1.7	15.6	13.0	1.7	13.0	1.6	13.0	64
37	19UCIT037	PUNITHA S	2.5	9.5	12.4	2.5	4.5	8.0	12.4	1.7	17.0	12.4	1.7	12.4	1.6	12.4	57
38	19UCIT038	RAMESH S	2.5	4.8	10.6	2.5	2.2	2.2	10.6	1.7	4.8	10.6	1.7	10.6	1.6	10.6	52
39	19UCIT039	RANGANATHAN M	2.5	7.5	8.2	2.5	3.5	AB	8.2	1.7	AB	8.2	1.7	8.2	1.6	8.2	41
40	19UCIT040	ROSHIN R	2.5	3.4	7.6	2.5	1.6	2.2	7.6	1.7	4.8	7.6	1.7	7.6	1.6	7.6	30
41	19UCIT041	SANGAMITHRA V	2.5	19.7	13.8	2.5	9.3	12.2	13.8	1.7	25.8	13.8	1.7	13.8	1.6	13.8	65
42	19UCIT042	SANTHIGA P	2.5	16.3	12.0	2.5	7.7	9.6	12.0	1.7	20.4	12.0	1.7	12.0	1.6	12.0	57
43	19UCIT043	SANTHOSHKUMAR S	2.5	4.1	10.6	2.5	1.9	1.6	10.6	1.7	3.4	10.6	1.7	10.6	1.6	10.6	47
44	19UCIT044	SEENIVASAN T S	2.5	10.9	8.6	2.5	5.1	3.8	8.6	1.7	8.2	8.6	1.7	8.6	1.6	8.6	42
45	19UCIT045	SHABARIGANAISAN K	2.5	15.0	12.8	2.5	7.0	8.6	12.8	1.7	18.4	12.8	1.7	12.8	1.6	12.8	58
46	19UCIT046	SHANGAMITHRA S	2.5	15.6	11.2	2.5	7.4	7.0	11.2	1.7	15.0	11.2	1.7	11.2	1.6	11.2	53




**Dr. N. RAMAN**  
**PRINCIPAL**  
**KONGU ARTS AND SCIENCE COLLEGE**  
**(AUTONOMOUS)**  
**NANJANAPURAM, ERODE - 638 107.**

47	19UCIT047	SHARMILA N R	2.5	23.1	12.8	2.5	10.9	12.2	12.8	1.7	25.8	12.8	1.7	12.8	1.6	12.8	63			
48	19UCIT048	SHELSIA P	2.5	12.2	12.8	2.5	5.8	9.0	12.8	1.7	19.0	12.8	1.7	12.8	1.6	12.8	57			
49	19UCIT049	SHIVADHARSHINI R	2.5	15.6	12.4	2.5	7.4	6.7	12.4	1.7	14.3	12.4	1.7	12.4	1.6	12.4	58			
50	19UCIT050	SUGASHREE R	2.5	14.3	12.2	2.5	6.7	6.7	12.2	1.7	14.3	12.2	1.7	12.2	1.6	12.2	53			
51	19UCIT051	SUKESH P	2.5	9.5	11.0	2.5	4.5	6.4	11.0	1.7	13.6	11.0	1.7	11.0	1.6	11.0	48			
52	19UCIT052	SUVETHA T P	2.5	21.8	13.2	2.5	10.2	9.9	13.2	1.7	21.1	13.2	1.7	13.2	1.6	13.2	62			
53	19UCIT053	THILAGAN M	2.5	12.2	10.8	2.5	5.8	5.4	10.8	1.7	11.6	10.8	1.7	10.8	1.6	10.8	48			
54	19UCIT054	THULASIHARIHARAN P	2.5	15.0	11.2	2.5	7.0	2.9	11.2	1.7	6.1	11.2	1.7	11.2	1.6	11.2	49			
55	19UCIT055	VENKATESHWARAN A	2.5	8.2	10.6	2.5	3.8	5.1	10.6	1.7	10.9	10.6	1.7	10.6	1.6	10.6	47			
56	19UCIT056	VIDHYASAGAR L	2.5	18.4	12.8	2.5	8.6	AB	12.8	1.7	AB	12.8	1.7	12.8	1.6	12.8	56			
60	19UCIT057	VIGNESHWARAN R	2.5	6.8	10.0	2.5	3.2	2.2	10.0	1.7	4.8	10.0	1.7	10.0	1.6	10.0	46			
61	19UCIT058	VIJAYENDRA A K	2.5	18.4	13.4	2.5	8.6	10.9	13.4	1.7	23.1	13.4	1.7	13.4	1.6	13.4	60			
62	19UCIT059	VISHVA S P	2.5	19.7	13.0	2.5	9.3	6.7	13.0	1.7	14.3	13.0	1.7	13.0	1.6	13.0	64			
63	19UCIT060	YUVAPRIYAN K M	2.5	6.1	7.0	2.5	2.9	1.0	7.0	1.7	2.0	7.0	1.7	7.0	1.6	7.0	35			
No. of Students Scored Set Attainment Level			60	24	60	60	24	28	60	60	28	60	60	60	60	60	59			
CO Attainment			0.95	0.38	0.95	0.95	0.38	0.44	0.95	0.95	0.44	0.95	0.95	0.95	0.95	0.95	0.94			
			0.76			0.68			0.78			0.95			0.94					
Average CO Attainment			0.82														0.94			
CO Attainment Level			0.75						( 3 *25% )						2.25 ( 3 *75% )					
Overall CO Attainment			3.00 ( 0.75 + 2.25 )																	

Level 1	60 % of Students Scored more than set attainment level
Level 2	70 % of Students Scored more than set attainment level
Level 3	80 % of Students Scored more than set attainment level

Method	Weightage
CIA	25
ESE	75




  
**Dr. N. RAMAN**  
 PRINCIPAL,  
 KONGU ARTS AND SCIENCE COLLEGE  
 (AUTONOMOUS)  
 NANJANAPURAM, ERODE - 638 107.

PROGRAMME OUTCOMES AND PROGRAMME SPECIFIC OUTCOMES ATTAINMENT


Course	PO1	PO2	PO3	PO4	PO5	PO6	PO7	PSO1	PSO2	PSO3
E02	-	3.00	3.00	1.00	2.00	-	3.00	-	-	-

(CO Attained x PO/PSO Expected)/3

  
 FACULTY  
 (N. RENUKA)

  
 HEAD OF THE DEPARTMENT



  
**Dr. N. RAMAN**  
 PRINCIPAL  
 KONGU ARTS AND SCIENCE COLLEGE  
 (AUTONOMOUS)  
 NANJANAPURAM, ERODE - 638 107.

**KONGU ARTS AND SCIENCE COLLEGE (AUTONOMOUS), ERODE - 638 107**  
**DEPARTMENT OF COMPUTER TECHNOLOGY AND INFORMATION TECHNOLOGY**  
**ASSESSMENT OF ATTAINMENT OF COURSE OUTCOMES**

**COURSE CODE AND NAME**  
**FACULTY**  
**ACADEMIC YEAR**  
**CLASS**  
**COURSE OUTCOME**

**17UAMCT201 AND DATA STRUCTURES**  
**M. SARAVANAN**  
**2019 - 2020**  
**I B.Sc. (INFORMATION TECHNOLOGY)**

At the end of the course, students will be able to  
 CO1 Demonstrate the data structures for storage and retrieval of ordered data.  
 CO2 Apply the stack and queues structure for problem solving.  
 CO3 Describe the singly linked list and doubly linked list structures.  
 CO4 Illustrate the data structures trees and graphs and algorithm to solve a problem.  
 CO5 Summarize the concepts about searching and sorting techniques

**CORRELATION LEVELS**

High	3
Medium	2
Low	1
No Correlation	-

**CO - PO, PSO CORRELATION MATRIX**

CO	PO1	PO2	PO3	PO4	PO5	PO6	PO7	PSO1	PSO2	PSO3
C201	3	3	2	2	2	1	3	3	2	3

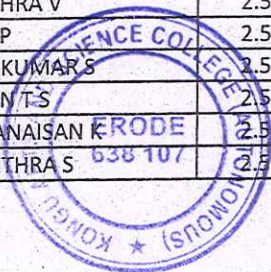
**COURSE OUTCOME ATTAINMENT**

Course Outcome			Internal Assessment														End Semester Examinations
			CO 1			CO 2				CO 3			CO 4		CO 5		
Programme Outcomes			PO, PSO														
Marks			2.5	34	15	2.5	16	16	15	1.7	34	15	1.7	15	1.6	15	
S.No.	Reg.No.	Name of the Student	Assignment 1	Test 1	Model	Assignment 1	Test 1	Test 2	Model	Assignment 2	Test 2	Model	Assignment 2	Model	Assignment 2	Model	
1	19UCIT001	ABISHEK R	2.5	11.6	9.8	2.5	5.4	3.8	9.8	1.7	8.2	9.8	1.7	9.8	1.6	9.8	45
2	19UCIT002	AMEERKHAN A	2.5	3.4	9.6	2.5	1.6	5.1	9.6	1.7	10.9	9.6	1.7	9.6	1.6	9.6	43
3	19UCIT003	ARUL KUMARAN S	2.5	11.6	9.8	2.5	5.4	5.8	9.8	1.7	12.2	9.8	1.7	9.8	1.6	9.8	49
4	19UCIT004	ASHOK KUMAR S	2.5	10.2	11.6	2.5	4.8	3.2	11.6	1.7	6.8	11.6	1.7	11.6	1.6	11.6	53
5	19UCIT005	BHARATH NIVAS T M	2.5	5.4	10.0	2.5	2.6	6.4	10.0	1.7	13.6	10.0	1.7	10.0	1.6	10.0	47
6	19UCIT006	BHARATH S	2.5	21.8	13.2	2.5	10.2	6.4	13.2	1.7	13.6	13.2	1.7	13.2	1.6	13.2	62
7	19UCIT007	DEEPASRI M	2.5	22.5	11.6	2.5	11.5	4.2	11.6	1.7	8.8	11.6	1.7	11.6	1.6	11.6	52



**Dr. N. RAMAN**  
 PRINCIPAL,  
 KONGU ARTS AND SCIENCE COLLEGE  
 (AUTONOMOUS)  
 NANJANAPURAM, ERODE - 638 107.

8	19UCIT008	DEVAYANI V	2.5	21.1	12.2	2.5	9.9	9.9	12.2	1.7	21.1	12.2	1.7	12.2	1.6	12.2	61
9	19UCIT009	DHIVYA J	2.5	27.2	14.0	2.5	12.8	12.8	14.0	1.7	27.2	14.0	1.7	14.0	1.6	14.0	68
10	19UCIT010	GOKUL C	2.5	13.6	12.0	2.5	6.4	4.2	12.0	1.7	8.8	12.0	1.7	12.0	1.6	12.0	55
11	19UCIT011	GOKULAKARTHIK G	2.5	12.2	10.2	2.5	5.8	7.0	10.2	1.7	15.0	10.2	1.7	10.2	1.6	10.2	48
12	19UCIT012	GOKULANARAYANAN K	2.5	7.5	11.2	2.5	3.5	3.8	11.2	1.7	8.2	11.2	1.7	11.2	1.6	11.2	49
13	19UCIT013	HARSAWARTHINI R	2.5	24.5	13.6	2.5	11.5	10.6	13.6	1.7	22.4	13.6	1.7	13.6	1.6	13.6	62
14	19UCIT014	HARSHINI M	2.5	23.1	13.4	2.5	10.9	10.6	13.4	1.7	22.4	13.4	1.7	13.4	1.6	13.4	64
15	19UCIT015	HEMASRI M	2.5	17.7	11.8	2.5	8.3	8.6	11.8	1.7	18.4	11.8	1.7	11.8	1.6	11.8	55
16	19UCIT016	KAMAL RAJ P	2.5	13.6	9.0	2.5	6.4	3.2	9.0	1.7	6.8	9.0	1.7	9.0	1.6	9.0	42
17	19UCIT017	KAVIN BABU S	2.5	23.8	10.6	2.5	11.2	11.8	10.6	1.7	25.2	10.6	1.7	10.6	1.6	10.6	56
18	19UCIT018	KAVIN S	2.5	14.3	11.2	2.5	6.7	4.5	11.2	1.7	9.5	11.2	1.7	11.2	1.6	11.2	51
19	19UCIT019	KAVIYA S J	2.5	19.7	11.0	2.5	9.3	6.4	11.0	1.7	13.6	11.0	1.7	11.0	1.6	11.0	51
20	19UCIT020	KOUSICK P	2.5	16.3	9.4	2.5	7.7	AB	9.4	1.7	AB	9.4	1.7	9.4	1.6	9.4	47
21	19UCIT021	LEEPIKA V R	2.5	24.5	14.0	2.5	11.5	12.8	14.0	1.7	27.2	14.0	1.7	14.0	1.6	14.0	65
22	19UCIT022	LOGESWARAN K S	2.5	18.4	9.8	2.5	8.6	5.4	9.8	1.7	11.6	9.8	1.7	9.8	1.6	9.8	51
23	19UCIT023	MADHUMITHA K	2.5	29.2	12.4	2.5	13.8	13.8	12.4	1.7	29.2	12.4	1.7	12.4	1.6	12.4	65
24	19UCIT024	MALINI V S	2.5	22.4	11.2	2.5	10.6	9.0	11.2	1.7	19.0	11.2	1.7	11.2	1.6	11.2	57
25	19UCIT025	MANIKANDAN M	2.5	15.0	12.2	2.5	7.0	5.8	12.2	1.7	12.2	12.2	1.7	12.2	1.6	12.2	57
26	19UCIT026	MANOJKUMAR P	2.5	7.5	10.6	2.5	3.5	5.4	10.6	1.7	11.6	10.6	1.7	10.6	1.6	10.6	50
27	19UCIT027	MATHIYARASI M	2.5	16.3	11.8	2.5	7.7	9.0	11.8	1.7	19.0	11.8	1.7	11.8	1.6	11.8	60
28	19UCIT028	NAVEEN K A	2.5	8.8	9.4	2.5	4.2	4.2	9.4	1.7	8.8	9.4	1.7	9.4	1.6	9.4	47
29	19UCIT029	NAVEENA P	2.5	16.3	11.4	2.5	7.7	6.7	11.4	1.7	14.3	11.4	1.7	11.4	1.6	11.4	55
30	19UCIT030	NEERAJ V E	2.5	6.1	8.4	2.5	2.9	4.5	8.4	1.7	9.5	8.4	1.7	8.4	1.6	8.4	43
31	19UCIT031	NIMMITHA S	2.5	21.1	13.0	2.5	9.9	1.3	13.0	1.7	2.7	13.0	1.7	13.0	1.6	13.0	62
32	19UCIT032	NISANDHINI K	2.5	17.7	12.6	2.5	8.3	8.3	12.6	1.7	17.7	12.6	1.7	12.6	1.6	12.6	62
33	19UCIT033	NITISH ARVINTH K	2.5	13.6	11.0	2.5	6.4	1.6	11.0	1.7	3.4	11.0	1.7	11.0	1.6	11.0	50
34	19UCIT034	PREM R R	2.5	11.6	7.6	2.5	5.4	AB	7.6	1.7	AB	7.6	1.7	7.6	1.6	7.6	41
35	19UCIT035	PRIYADHARSHINI P	2.5	21.8	10.2	2.5	10.2	AB	10.2	1.7	AB	10.2	1.7	10.2	1.6	10.2	53
36	19UCIT036	PRIYANKA S	2.5	22.4	13.4	2.5	10.6	6.7	13.4	1.7	14.3	13.4	1.7	13.4	1.6	13.4	61
37	19UCIT037	PUNITHA S	2.5	0.0	14.0	2.5	0.0	12.8	14.0	1.7	27.2	14.0	1.7	14.0	1.6	14.0	62
38	19UCIT038	RAMESH S	2.5	8.8	12.0	2.5	4.2	6.4	12.0	1.7	13.6	12.0	1.7	12.0	1.6	12.0	56
39	19UCIT039	RANGANATHAN M	2.5	11.6	10.0	2.5	5.4	6.4	10.0	1.7	13.6	10.0	1.7	10.0	1.6	10.0	51
40	19UCIT040	ROSHIN R	2.5	6.8	7.8	2.5	3.2	5.8	7.8	1.7	12.2	7.8	1.7	7.8	1.6	7.8	30
41	19UCIT041	SANGAMITHRA V	2.5	22.4	13.4	2.5	10.6	10.9	13.4	1.7	23.1	13.4	1.7	13.4	1.6	13.4	64
42	19UCIT042	SANTHIGA P	2.5	18.4	12.8	2.5	8.6	8.0	12.8	1.7	17.0	12.8	1.7	12.8	1.6	12.8	57
43	19UCIT043	SANTHOSHKUMAR S	2.5	13.6	11.0	2.5	6.4	4.8	11.0	1.7	10.2	11.0	1.7	11.0	1.6	11.0	48
44	19UCIT044	SEENIVASAN T S	2.5	9.5	9.4	2.5	4.5	3.8	9.4	1.7	8.2	9.4	1.7	9.4	1.6	9.4	44
45	19UCIT045	SHABARIGANAISAN K	2.5	9.5	10.0	2.5	4.5	6.4	10.0	1.7	13.6	10.0	1.7	10.0	1.6	10.0	47
46	19UCIT046	SHANGAMITHRA S	2.5	19.7	11.8	2.5	9.3	7.0	11.8	1.7	15.0	11.8	1.7	11.8	1.6	11.8	53




Dr. N. RAMAN  
 PRINCIPAL  
 KONGU ARTS AND SCIENCE COLLEGE  
 (AUTONOMOUS)  
 NANJANAPURAM, ERODE - 638 107.

47	19UCIT047	SHARMILA N R	2.5	26.5	12.2	2.5	12.5	13.4	12.2	1.7	28.6	12.2	1.7	12.2	1.6	12.2	62			
48	19UCIT048	SHELSIA P	2.5	11.6	10.6	2.5	5.4	2.9	10.6	1.7	6.1	10.6	1.7	10.6	1.6	10.6	50			
49	19UCIT049	SHIVADHARSHINI R	2.5	14.3	12.2	2.5	6.7	AB	12.2	1.7	AB	12.2	1.7	12.2	1.6	12.2	56			
50	19UCIT050	SUGASHREE R	2.5	19.7	11.8	2.5	9.3	8.0	11.8	1.7	17.0	11.8	1.7	11.8	1.6	11.8	56			
51	19UCIT051	SUKESH P	2.5	AB	11.2	2.5	AB	6.7	11.2	1.7	14.3	11.2	1.7	11.2	1.6	11.2	53			
52	19UCIT052	SUVETHA T P	2.5	25.2	14.2	2.5	11.8	13.1	14.2	1.7	27.9	14.2	1.7	14.2	1.6	14.2	68			
53	19UCIT053	THILAGAN M	2.5	12.2	11.8	2.5	5.8	4.5	11.8	1.7	9.5	11.8	1.7	11.8	1.6	11.8	53			
54	19UCIT054	THULASIHARIHARAN P	2.5	15.0	11.2	2.5	7.0	5.8	11.2	1.7	12.2	11.2	1.7	11.2	1.6	11.2	54			
55	19UCIT055	VENKATESHWARAN A	2.5	13.6	11.0	2.5	6.4	5.4	11.0	1.7	11.6	11.0	1.7	11.0	1.6	11.0	48			
56	19UCIT056	VIDHYASAGAR L	2.5	17.0	9.4	2.5	8.0	2.6	9.4	1.7	5.4	9.4	1.7	9.4	1.6	9.4	47			
57	19UCIT057	VIGNESHWARAN R	2.5	9.5	11.4	2.5	4.5	1.9	11.4	1.7	4.1	11.4	1.7	11.4	1.6	11.4	50			
58	19UCIT058	VIJAYENDRA A K	2.5	17.0	8.6	2.5	8.0	8.3	8.6	1.7	17.7	8.6	1.7	8.6	1.6	8.6	43			
59	19UCIT059	VISHVA S P	2.5	21.8	12.2	2.5	10.2	8.6	12.2	1.7	18.4	12.2	1.7	12.2	1.6	12.2	57			
60	19UCIT060	YUVAPRIYAN K M	2.5	6.8	7.2	2.5	3.2	3.8	7.2	1.7	8.2	7.2	1.7	7.2	1.6	7.2	35			
<b>No. of Students Scored Set Attainment Level</b>			<b>60</b>	<b>29</b>	<b>60</b>	<b>60</b>	<b>29</b>	<b>19</b>	<b>60</b>	<b>60</b>	<b>19</b>	<b>60</b>	<b>60</b>	<b>60</b>	<b>60</b>	<b>60</b>	<b>59</b>			
<b>CO Attainment</b>			1.00	0.48	1.00	1.00	0.48	0.32	1.00	1.00	0.32	1.00	1.00	1.00	1.00	1.00	0.98			
			0.83			0.70			0.77			1.00			1.00		0.98			
<b>Average CO Attainment</b>			0.86														0.98			
<b>CO Attainment Level</b>			0.75						( 3 *25% )						2.25 ( 3 *75% )					
<b>Overall CO Attainment</b>			3.00 ( 0.75 + 2.25 )																	

Level 1	60 % of Students Scored more than set attainment level
Level 2	70 % of Students Scored more than set attainment level
Level 3	80 % of Students Scored more than set attainment level

Method	Weightage
CIA	25
ESE	75



  
**Dr. N. RAMAN**  
 PRINCIPAL  
 KONGU ARTS AND SCIENCE COLLEGE  
 (AUTONOMOUS)  
 NANJANAPURAM, ERODE - 638 107.

**PROGRAMME OUTCOMES AND PROGRAMME SPECIFIC OUTCOMES ATTAINMENT**

Course	PO1	PO2	PO3	PO4	PO5	PO6	PO7	PSO1	PSO2	PSO3
C201	3.00	3.00	2.00	2.00	2.00	1.00	3.00	3.00	2.00	3.00

(CO Attained x PO/PSO Expected)/3

Mr. Saravanan  
FACULTY  
Mr. SARAVANAN

D. M. Arangal  
HEAD OF THE DEPARTMENT



Dr. N. RAMAN  
PRINCIPAL  
KONGU ARTS AND SCIENCE COLLEGE  
(AUTONOMOUS)  
NANJANAPURAM, ERODE - 638 107.



**KONGU ARTS AND SCIENCE COLLEGE (AUTONOMOUS), ERODE - 638 107**  
**DEPARTMENT OF COMPUTER TECHNOLOGY AND INFORMATION TECHNOLOGY**

**ASSESSMENT OF ATTAINMENT OF COURSE OUTCOMES**

**COURSE CODE AND NAME**  
**FACULTY**  
**ACADEMIC YEAR**  
**CLASS**  
**COURSE OUTCOME**

**17UAMCT202 AND OBJECT ORIENTED PROGRAMMING WITH C++**  
**C UMA**  
**2019 - 2020**  
**I B.Sc. (INFORMATION TECHNOLOGY)**

At the end of the course, students will be able to

CO1 Outline the concepts of object oriented programming and control structures in C++.

CO2 Identify the uses of Classes, objects, constructors and destructors in C++.

CO3 Implement Operator Overloading, type conversion and inheritance concepts.

CO4 Describe pointers, virtual functions and console I/O operations.

CO5 Illustrate working with files, templates, exception handling and string manipulations.

**CORRELATION LEVELS**


High	3
Medium	2
Low	1
No Correlation	-

**CO - PO, PSO CORRELATION MATRIX**

CO	PO1	PO2	PO3	PO4	PO5	PO6	PO7	PSO1	PSO2	PSO3
C202	3	3	2	2	2	1	3	3	2	3

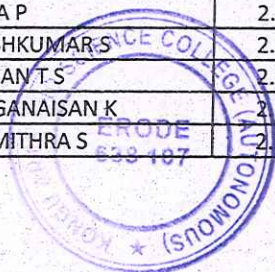
**COURSE OUTCOME ATTAINMENT**

Course Outcome			Internal Assessment														End Semester Examinations
			CO 1			CO 2				CO 3			CO 4		CO 5		
Programme Outcomes			PO, PSO														
Marks			2.5	34	15	2.5	16	16	15	1.7	34	15	1.7	15	1.6	15	
S.No.	Reg.No.	Name of the Student	Assignment 1	Test 1	Model	Assignment 1	Test 1	Test 2	Model	Assignment 2	Test 2	Model	Assignment 2	Model	Assignment 2	Model	
1	19UCIT001	ABISHEK R	2.5	15.0	10.2	2.5	7.0	5.4	10.2	1.7	11.6	10.2	1.7	10.2	1.6	10.2	47
2	19UCIT002	AMEERKHAN A	2.5	15.6	9.4	2.5	7.4	1.9	9.4	1.7	4.1	9.4	1.7	9.4	1.6	9.4	43
3	19UCIT003	ARUL KUMARAN S	2.5	18.4	11.8	2.5	8.6	7.4	11.8	1.7	15.6	11.8	1.7	11.8	1.6	11.8	57
4	19UCIT004	ASHOK KUMAR S	2.5	11.6	12.0	2.5	5.4	6.4	12.0	1.7	13.6	12.0	1.7	12.0	1.6	12.0	56
5	19UCIT005	BHARATH NIVAS T M	2.5	13.6	10.0	2.5	6.4	4.8	10.0	1.7	10.2	10.0	1.7	10.0	1.6	10.0	47
6	19UCIT006	BHARATH S	2.5	23.1	13.4	2.5	10.9	10.6	13.4	1.7	22.4	13.4	1.7	13.4	1.6	13.4	62
7	19UCIT007	DEEPASRI M	2.5	18.4	12.2	2.5	8.6	9.9	12.2	1.7	21.1	12.2	1.7	12.2	1.6	12.2	54



**Dr. N. RAMAN**  
**PRINCIPAL,**  
**KONGU ARTS AND SCIENCE COLLEGE**  
**(AUTONOMOUS)**  
**NANJANAPURAM, ERODE - 638 107.**

8	19UCIT008	DEVAYANI V	2.5	27.2	13.4	2.5	12.8	13.8	13.4	1.7	29.2	13.4	1.7	13.4	1.6	13.4	65
9	19UCIT009	DHIVYA J	2.5	29.9	14.8	2.5	14.1	15.4	14.8	1.7	32.6	14.8	1.7	14.8	1.6	14.8	73
10	19UCIT010	GOKUL C	2.5	14.3	12.4	2.5	6.7	7.7	12.4	1.7	16.3	12.4	1.7	12.4	1.6	12.4	57
11	19UCIT011	GOKULAKARTHIK G	2.5	15.0	9.6	2.5	7.0	8.3	9.6	1.7	17.7	9.6	1.7	9.6	1.6	9.6	46
12	19UCIT012	GOKULANARAYANAN K	2.5	6.1	10.0	2.5	2.9	2.9	10.0	1.7	6.1	10.0	1.7	10.0	1.6	10.0	45
13	19UCIT013	HARSAWARTHINI R	2.5	23.1	13.4	2.5	10.9	10.6	13.4	1.7	22.4	13.4	1.7	13.4	1.6	13.4	61
14	19UCIT014	HARSHINI M	2.5	20.4	14.2	2.5	9.6	13.1	14.2	1.7	27.9	14.2	1.7	14.2	1.6	14.2	68
15	19UCIT015	HEMASRI M	2.5	17.0	11.6	2.5	8.0	8.0	11.6	1.7	17.0	11.6	1.7	11.6	1.6	11.6	53
16	19UCIT016	KAMAL RAJ P	2.5	13.6	12.0	2.5	6.4	3.5	12.0	1.7	7.5	12.0	1.7	12.0	1.6	12.0	53
17	19UCIT017	KAVIN BABU S	2.5	18.4	8.4	2.5	8.6	10.9	8.4	1.7	23.1	8.4	1.7	8.4	1.6	8.4	47
18	19UCIT018	KAVIN S	2.5	14.3	10.0	2.5	6.7	4.5	10.0	1.7	9.5	10.0	1.7	10.0	1.6	10.0	47
19	19UCIT019	KAVIYA S J	2.5	16.3	11.8	2.5	7.7	9.3	11.8	1.7	19.7	11.8	1.7	11.8	1.6	11.8	56
20	19UCIT020	KOUSICK P	2.5	AB	6.8	2.5	AB	5.8	6.8	1.7	12.2	6.8	1.7	6.8	1.6	6.8	37
21	19UCIT021	LEEPIKA V R	2.5	32.0	13.6	2.5	15.0	14.4	13.6	1.7	30.6	13.6	1.7	13.6	1.6	13.6	65
22	19UCIT022	LOGESWARAN K S	2.5	17.7	11.6	2.5	8.3	6.1	11.6	1.7	12.9	11.6	1.7	11.6	1.6	11.6	57
23	19UCIT023	MADHUMITHA K	2.5	32.6	12.8	2.5	15.4	15.4	12.8	1.7	32.6	12.8	1.7	12.8	1.6	12.8	65
24	19UCIT024	MALINI V S	2.5	AB	12.2	2.5	AB	13.4	12.2	1.7	28.6	12.2	1.7	12.2	1.6	12.2	59
25	19UCIT025	MANIKANDAN M	2.5	15.0	12.2	2.5	7.0	6.7	12.2	1.7	14.3	12.2	1.7	12.2	1.6	12.2	57
26	19UCIT026	MANOJKUMAR P	2.5	9.5	7.4	2.5	4.5	4.2	7.4	1.7	8.8	7.4	1.7	7.4	1.6	7.4	38
27	19UCIT027	MATHIYARASI M	2.5	17.0	12.4	2.5	8.0	6.1	12.4	1.7	12.9	12.4	1.7	12.4	1.6	12.4	62
28	19UCIT028	NAVEEN K A	2.5	13.6	10.0	2.5	6.4	4.5	10.0	1.7	9.5	10.0	1.7	10.0	1.6	10.0	50
29	19UCIT029	NAVEENA P	2.5	17.0	11.6	2.5	8.0	7.7	11.6	1.7	16.3	11.6	1.7	11.6	1.6	11.6	55
30	19UCIT030	NEERAJ V E	2.5	12.2	9.8	2.5	5.8	4.2	9.8	1.7	8.8	9.8	1.7	9.8	1.6	9.8	47
31	19UCIT031	NIMMITHA S	2.5	26.5	14.0	2.5	12.5	8.0	14.0	1.7	17.0	14.0	1.7	14.0	1.6	14.0	63
32	19UCIT032	NISANDHINI K	2.5	24.5	14.2	2.5	11.5	13.4	14.2	1.7	28.6	14.2	1.7	14.2	1.6	14.2	68
33	19UCIT033	NITISH ARVINTH K	2.5	14.3	12.2	2.5	6.7	3.5	12.2	1.7	7.5	12.2	1.7	12.2	1.6	12.2	54
34	19UCIT034	PREM R R	2.5	17.7	10.6	2.5	8.3	4.5	10.6	1.7	9.5	10.6	1.7	10.6	1.6	10.6	51
35	19UCIT035	PRIYADHARSHINI P	2.5	27.2	10.0	2.5	12.8	AB	10.0	1.7	AB	10.0	1.7	10.0	1.6	10.0	53
36	19UCIT036	PRIYANKA S	2.5	25.2	13.6	2.5	11.8	9.6	13.6	1.7	20.4	13.6	1.7	13.6	1.6	13.6	62
37	19UCIT037	PUNITHA S	2.5	20.4	13.0	2.5	9.6	9.3	13.0	1.7	19.7	13.0	1.7	13.0	1.6	13.0	61
38	19UCIT038	RAMESH S	2.5	13.6	12.0	2.5	6.4	1.9	12.0	1.7	4.1	12.0	1.7	12.0	1.6	12.0	56
39	19UCIT039	RANGANATHAN M	2.5	18.4	10.6	2.5	8.6	5.1	10.6	1.7	10.9	10.6	1.7	10.6	1.6	10.6	53
40	19UCIT040	ROSHIN R	2.5	10.2	10.6	2.5	4.8	1.3	10.6	1.7	2.7	10.6	1.7	10.6	1.6	10.6	38
41	19UCIT041	SANGAMITHRA V	2.5	27.2	13.0	2.5	12.8	10.9	13.0	1.7	23.1	13.0	1.7	13.0	1.6	13.0	64
42	19UCIT042	SANTHIGA P	2.5	17.0	10.6	2.5	8.0	8.6	10.6	1.7	18.4	10.6	1.7	10.6	1.6	10.6	50
43	19UCIT043	SANTHOSHKUMAR S	2.5	12.2	10.8	2.5	5.8	3.8	10.8	1.7	8.2	10.8	1.7	10.8	1.6	10.8	48
44	19UCIT044	SEENIVASAN T S	2.5	5.4	9.6	2.5	2.6	5.1	9.6	1.7	10.9	9.6	1.7	9.6	1.6	9.6	44
45	19UCIT045	SHABARIGANAI SAN K	2.5	10.9	11.0	2.5	5.1	6.4	11.0	1.7	13.6	11.0	1.7	11.0	1.6	11.0	49
46	19UCIT046	SHANGAMITHRA S	2.5	18.4	12.8	2.5	8.6	6.4	12.8	1.7	13.6	12.8	1.7	12.8	1.6	12.8	56



**DR. N. RAMAN**  
 PRINCIPAL,  
 KONGU ARTS AND SCIENCE COLLEGE  
 (AUTONOMOUS)  
 NANJANAPURAM, ERODE - 638 107.

47	19UCIT047	SHARMILA N R	2.5	31.3	14.0	2.5	14.7	15.7	14.0	1.7	33.3	14.0	1.7	14.0	1.6	14.0	68		
48	19UCIT048	SHELSIA P	2.5	15.0	12.4	2.5	7.0	7.7	12.4	1.7	16.3	12.4	1.7	12.4	1.6	12.4	56		
49	19UCIT049	SHIVADHARSHINI R	2.5	16.3	11.4	2.5	7.7	7.4	11.4	1.7	15.6	11.4	1.7	11.4	1.6	11.4	54		
50	19UCIT050	SUGASHREE R	2.5	21.8	13.2	2.5	10.2	8.0	13.2	1.7	17.0	13.2	1.7	13.2	1.6	13.2	61		
51	19UCIT051	SUKESH P	2.5	13.6	12.0	2.5	6.4	1.3	12.0	1.7	2.7	12.0	1.7	12.0	1.6	12.0	55		
52	19UCIT052	SUVETHA T P	2.5	31.3	14.6	2.5	14.7	12.5	14.6	1.7	26.5	14.6	1.7	14.6	1.6	14.6	68		
53	19UCIT053	THILAGAN M	2.5	10.9	11.8	2.5	5.1	6.1	11.8	1.7	12.9	11.8	1.7	11.8	1.6	11.8	53		
54	19UCIT054	THULASIHARIHARAN P	2.5	16.3	12.4	2.5	7.7	6.1	12.4	1.7	12.9	12.4	1.7	12.4	1.6	12.4	59		
55	19UCIT055	VENKATESHWARAN A	2.5	13.6	12.0	2.5	6.4	5.1	12.0	1.7	10.9	12.0	1.7	12.0	1.6	12.0	53		
56	19UCIT056	VIDHYASAGAR L	2.5	12.2	9.8	2.5	5.8	5.4	9.8	1.7	11.6	9.8	1.7	9.8	1.6	9.8	47		
57	19UCIT057	VIGNESHWARAN R	2.5	14.3	12.2	2.5	6.7	2.6	12.2	1.7	5.4	12.2	1.7	12.2	1.6	12.2	53		
58	19UCIT058	VIJAYENDRA A K	2.5	13.6	10.6	2.5	6.4	8.6	10.6	1.7	18.4	10.6	1.7	10.6	1.6	10.6	51		
59	19UCIT059	VISHVA S P	2.5	15.0	14.2	2.5	7.0	13.4	14.2	1.7	28.6	14.2	1.7	14.2	1.6	14.2	65		
60	19UCIT060	YUVAPRIYAN K M	2.5	11.6	9.8	2.5	5.4	1.9	9.8	1.7	4.1	9.8	1.7	9.8	1.6	9.8	43		
No. of Students Scored Set Attainment Level			60	31	60	60	31	29	60	60	29	60	60	60	60	60	60		
CO Attainment			1.00	0.52	1.00	1.00	0.52	0.48	1.00	1.00	0.48	1.00	1.00	1.00	1.00	1.00	1.00		
			0.84			0.75			0.83			1.00		1.00		1.00			
Average CO Attainment			0.88														1.00		
CO Attainment Level			0.75						( 3 *25% )						2.25 ( 3 *75% )				
Overall CO Attainment			3.00 ( 0.75 + 2.25 )																

Level 1	60 % of Students Scored more than set attainment level
Level 2	70 % of Students Scored more than set attainment level
Level 3	80 % of Students Scored more than set attainment level

Method	Weightage
CIA	25
ESE	75



Dr. N. RAMAN  
PRINCIPAL,  
KONGU ARTS AND SCIENCE COLLEGE  
(AUTONOMOUS)  
NANJANAPURAM, ERODE - 638 107.

PROGRAMME OUTCOMES AND PROGRAMME SPECIFIC OUTCOMES ATTAINMENT

Course	PO1	PO2	PO3	PO4	PO5	PO6	PO7	PSO1	PSO2	PSO3
C202	3.00	3.00	2.00	2.00	2.00	1.00	3.00	3.00	2.00	3.00

(CO Attained x PO/PSO Expected)/3

*Umap*  
FACULTY

[Umap.c]

*S. M. Arang*  
HEAD OF THE DEPARTMENT



*Dr. N. RAMAN*  
PRINCIPAL,  
KONGU ARTS AND SCIENCE COLLEGE  
(AUTONOMOUS)  
NANJANAPURAM, ERODE - 638 107.

**KONGU ARTS AND SCIENCE COLLEGE (AUTONOMOUS), ERODE - 638 107**  
**DEPARTMENT OF COMPUTER TECHNOLOGY AND INFORMATION TECHNOLOGY**  
**ASSESSMENT OF ATTAINMENT OF COURSE OUTCOMES**

**COURSE CODE AND NAME**  
**FACULTY**  
**ACADEMIC YEAR**  
**CLASS**

**17UAMCP203 AND CORE LAB 2: C++ Programming Lab**  
**C UMA**  
**2019 - 2020**  
**I B.Sc. (INFORMATION TECHNOLOGY)**

**COURSE OUTCOME**

At the end of the course, students will be able to  
 CO1 Apply the concepts of Class, objects, member functions and function overloading  
 CO2 Build a C++ program using friend functions, constructors and destructors  
 CO3 Implement the concept of operator overloading  
 CO4 Demonstrate the use of inheritance and virtual functions  
 CO5 Develop a C++ program using files, templates and exception handling

**CORRELATION LEVELS**

High	3
Medium	2
Low	1
No Correlation	-

**CO - PO, PSO CORRELATION MATRIX**

CO	PO1	PO2	PO3	PO4	PO5	PO6	PO7	PSO1	PSO2	PSO3
CP203	3	3	2	2	2	1	3	3	2	3

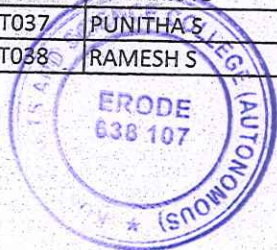
**COURSE OUTCOME ATTAINMENT**

Course Outcome			Internal Assessment								End Semester Examinations
			CO 1		CO 2		CO 3		CO 4	CO 5	
Programme Outcomes			PO, PSO								
Marks			14	12	14	12	12	12	12	12	
S.No.	Reg.No.	Name of the Student	Test	Model	Test	Model	Test	Model	Model	Model	
1	19UCIT001	ABISHEK R	10.5	9.6	10.5	9.6	9.0	9.6	9.6	9.6	56
2	19UCIT002	AMEERKHAN A	10.5	9.6	10.5	9.6	9.0	9.6	9.6	9.6	45
3	19UCIT003	ARUL KUMARAN S	12.3	11.0	12.3	11.0	10.5	11.0	11.0	11.0	55



**Dr. N. RAMAN**  
**PRINCIPAL,**  
**KONGU ARTS AND SCIENCE COLLEGE**  
**(AUTONOMOUS)**  
**NANJANAPURAM, ERODE - 638 107.**

4	19UCIT004	ASHOK KUMAR S	11.2	6.4	11.2	6.4	9.6	6.4	6.4	6.4	43
5	19UCIT005	BHARATH NIVAS T M	8.8	11.6	8.8	11.6	7.5	11.6	11.6	11.6	41
6	19UCIT006	BHARATH S	12.3	7.0	12.3	7.0	10.5	7.0	7.0	7.0	42
7	19UCIT007	DEEPASRI M	11.6	11.0	11.6	11.0	9.9	11.0	11.0	11.0	54
8	19UCIT008	DEVAYANI V	14.0	12.0	14.0	12.0	12.0	12.0	12.0	12.0	60
9	19UCIT009	DHIVYA J	14.0	12.0	14.0	12.0	12.0	12.0	12.0	12.0	60
10	19UCIT010	GOKUL C	8.8	10.0	8.8	10.0	7.5	10.0	10.0	10.0	43
11	19UCIT011	GOKULAKARTHIK G	10.5	10.0	10.5	10.0	9.0	10.0	10.0	10.0	55
12	19UCIT012	GOKULANARAYANAN K	10.2	6.4	10.2	6.4	8.7	6.4	6.4	6.4	51
13	19UCIT013	HARSAWARTHINI R	12.3	10.4	12.3	10.4	10.5	10.4	10.4	10.4	46
14	19UCIT014	HARSHINI M	11.6	10.0	11.6	10.0	9.9	10.0	10.0	10.0	60
15	19UCIT015	HEMASRI M	12.3	11.6	12.3	11.6	10.5	11.6	11.6	11.6	50
16	19UCIT016	KAMAL RAJ P	10.9	8.0	10.9	8.0	9.3	8.0	8.0	8.0	46
17	19UCIT017	KAVIN BABU S	14.0	12.0	14.0	12.0	12.0	12.0	12.0	12.0	59
18	19UCIT018	KAVIN S	11.2	8.0	11.2	8.0	9.6	8.0	8.0	8.0	50
19	19UCIT019	KAVIYA S J	12.6	11.4	12.6	11.4	10.8	11.4	11.4	11.4	52
20	19UCIT020	KOUSICK P	12.3	10.2	12.3	10.2	10.5	10.2	10.2	10.2	51
21	19UCIT021	LEEPIKA V R	14.0	12.0	14.0	12.0	12.0	12.0	12.0	12.0	60
22	19UCIT022	LOGESWARAN K S	AB	11.6	AB	11.6	AB	11.6	11.6	11.6	56
23	19UCIT023	MADHUMITHA K	14.0	12.0	14.0	12.0	12.0	12.0	12.0	12.0	60
24	19UCIT024	MALINI V S	AB	11.6	AB	11.6	AB	11.6	11.6	11.6	60
25	19UCIT025	MANIKANDAN M	10.9	11.0	10.9	11.0	9.3	11.0	11.0	11.0	58
26	19UCIT026	MANOJKUMAR P	9.5	11.0	9.5	11.0	8.1	11.0	11.0	11.0	59
27	19UCIT027	MATHIYARASI M	13.0	11.6	13.0	11.6	11.1	11.6	11.6	11.6	58
28	19UCIT028	NAVEEN K A	13.3	6.4	13.3	6.4	11.4	6.4	6.4	6.4	40
29	19UCIT029	NAVEENA P	10.2	11.0	10.2	11.0	8.7	11.0	11.0	11.0	41
30	19UCIT030	NEERAJ V E	12.6	11.6	12.6	11.6	10.8	11.6	11.6	11.6	44
31	19UCIT031	NIMMITHA S	13.0	10.8	13.0	10.8	11.1	10.8	10.8	10.8	52
32	19UCIT032	NISANDHINI K	10.2	11.6	10.2	11.6	8.7	11.6	11.6	11.6	53
33	19UCIT033	NITISH ARVINTH K	10.5	10.6	10.5	10.6	9.0	10.6	10.6	10.6	43
34	19UCIT034	PREM R R	12.6	11.2	12.6	11.2	10.8	11.2	11.2	11.2	40
35	19UCIT035	PRIYADHARSHINI P	12.6	12.0	12.6	12.0	10.8	12.0	12.0	12.0	57
36	19UCIT036	PRIYANKA S	10.5	11.0	10.5	11.0	9.0	11.0	11.0	11.0	49
37	19UCIT037	PUNITHA S	12.3	11.0	12.3	11.0	10.5	11.0	11.0	11.0	60
38	19UCIT038	RAMESH S	10.2	8.0	10.2	8.0	8.7	8.0	8.0	8.0	




D. N. RAMAN  
PRINCIPAL,  
KONGU ARTS AND SCIENCE COLLEGE  
(AUTONOMOUS)  
NANJANAPURAM, ERODE - 638 107.

39	19UCIT039	RANGANATHAN M	9.1	12.0	9.1	12.0	7.8	12.0	12.0	12.0	35
40	19UCIT040	ROSHIN R	AB	10.0	AB	10.0	AB	10.0	10.0	10.0	47
41	19UCIT041	SANGAMITHRA V	12.6	11.6	12.6	11.6	10.8	11.6	11.6	11.6	60
42	19UCIT042	SANTHIGA P	10.2	10.2	10.2	10.2	8.7	10.2	10.2	10.2	42
43	19UCIT043	SANTHOSHKUMAR S	AB	9.0	AB	9.0	AB	9.0	9.0	9.0	50
44	19UCIT044	SEENIVASAN T S	13.7	8.8	13.7	8.8	11.7	8.8	8.8	8.8	40
45	19UCIT045	SHABARIGANAISAN K	AB	10.0	AB	10.0	AB	10.0	10.0	10.0	41
46	19UCIT046	SHANGAMITHRA S	12.6	10.0	12.6	10.0	10.8	10.0	10.0	10.0	55
47	19UCIT047	SHARMILA N R	14.0	12.0	14.0	12.0	12.0	12.0	12.0	12.0	60
48	19UCIT048	SHELSIA P	9.8	10.4	9.8	10.4	8.4	10.4	10.4	10.4	39
49	19UCIT049	SHIVADHARSHINI R	9.8	11.0	9.8	11.0	8.4	11.0	11.0	11.0	42
50	19UCIT050	SUGASHREE R	12.3	11.0	12.3	11.0	10.5	11.0	11.0	11.0	58
51	19UCIT051	SUKESH P	12.6	11.6	12.6	11.6	10.8	11.6	11.6	11.6	53
52	19UCIT052	SUVETHA T P	14.0	12.0	14.0	12.0	12.0	12.0	12.0	12.0	60
53	19UCIT053	THILAGAN M	10.2	9.0	10.2	9.0	8.7	9.0	9.0	9.0	30
54	19UCIT054	THULASIHARIHARAN P	12.3	10.2	12.3	10.2	10.5	10.2	10.2	10.2	59
55	19UCIT055	VENKATESHWARAN A	9.1	11.6	9.1	11.6	7.8	11.6	11.6	11.6	45
56	19UCIT056	VIDHYASAGAR L	10.5	10.0	10.5	10.0	9.0	10.0	10.0	10.0	56
57	19UCIT057	VIGNESHWARAN R	12.6	11.6	12.6	11.6	10.8	11.6	11.6	11.6	38
58	19UCIT058	VIJAYENDRA A K	9.5	11.4	9.5	11.4	8.1	11.4	11.4	11.4	44
59	19UCIT059	VISHVA S P	14.0	12.0	14.0	12.0	12.0	12.0	12.0	12.0	60
60	19UCIT060	YUVAPRIYAN K M	8.8	11.4	8.8	11.4	7.5	11.4	11.4	11.4	47
No. of Students Scored Set Attainment Level			55	60	55	60	55	60	60	60	60
CO Attainment			0.92	1.00	0.92	1.00	0.92	1.00	1.00	1.00	1.00
			0.96		0.96		0.96		1.00	1.00	1.00
Average CO Attainment			0.98							1.00	
CO Attainment Level			1.2	( 3 *40%)			1.8	( 3 *60%)			
Overall CO Attainment			3.00			( 1.2 + 1.8 )					

Level 1	60 % of Students Scored more than set attainment level
Level 2	70 % of Students Scored more than set attainment level
Level 3	80 % of Students Scored more than set attainment level

Method	Weightage
CIA	40
ESE	60



  
**Dr. N. RAMAN**  
 PRINCIPAL,  
 KONGU ARTS AND SCIENCE COLLEGE  
 (AUTONOMOUS)  
 NANJANAPURAM, ERODE - 638 107.

PROGRAMME OUTCOMES AND PROGRAMME SPECIFIC OUTCOMES ATTAINMENT

Course	PO1	PO2	PO3	PO4	PO5	PO6	PO7	PSO1	PSO2	PSO3
CP203	3.00	3.00	2.00	2.00	2.00	1.00	3.00	3.00	2.00	3.00

(CO Attained x PO/PSO Expected)/3

*Uma.C*  
 FACULTY  
 [Uma.C]

*S.M. Arangal*  
 HEAD OF THE DEPARTMENT



✓  
**Dr. N. RAMAN**  
 PRINCIPAL,  
 KONGU ARTS AND SCIENCE COLLEGE  
 (AUTONOMOUS)  
 NANJANAPURAM, ERODE - 638 107.



**KONGU ARTS AND SCIENCE COLLEGE (AUTONOMOUS), ERODE - 638 107**  
**DEPARTMENT OF COMPUTER TECHNOLOGY AND INFORMATION TECHNOLOGY**

**ASSESSMENT OF ATTAINMENT OF COURSE OUTCOMES**

**COURSE CODE AND NAME**  
**FACULTY**  
**ACADEMIC YEAR**  
**CLASS**  
**COURSE OUTCOME**

**17UAMAT204 AND ALLIED II :-DISCRETE MATHEMATICS**  
**S SAVITHA**  
**2019 - 2020**  
**I B.Sc. (INFORMATION TECHNOLOGY)**

On successful completion of the course, the students will be able to  
 CO1 Know about Connectives & Well-formed Formulas.  
 CO2 Attain knowledge about Normal Forms and Predicate Calculus.  
 CO3 Solve the real time problems on Relations.  
 CO4 Acquire knowledge on Functions and Grammars.  
 CO5 Compare the characteristics of Lattices and discuss about Boolean algebra .

**CORRELATION LEVELS**

High	3
Medium	2
Low	1
No Correlation	-

**CO - PO, PSO CORRELATION MATRIX**

CO	PO1	PO2	PO3	PO4	PO5	PO6	PO7	PSO1	PSO2	PSO3
AT204	3	2	2	3	-	-	2	3	3	2

**COURSE OUTCOME ATTAINMENT**

Course Outcome			Internal Assessment														End Semester Examinations
			CO 1			CO 2				CO 3			CO 4		CO 5		
Programme Outcomes			PO, PSO														
Marks			2.5	34	15	2.5	16	16	15	1.7	34	15	1.7	15	1.6	15	
S.No.	Reg.No.	Name of the Student	Assignment 1	Test 1	Model	Assignment 1	Test 1	Test 2	Model	Assignment 2	Test 2	Model	Assignment 2	Model	Assignment 2	Model	
1	19UCIT001	ABISHEK R	2.5	17.7	8.6	2.5	8.3	3.5	8.6	1.7	7.5	8.6	1.7	8.6	1.6	8.6	42
2	19UCIT002	AMEERKHAN A	2.5	AB	6.4	2.5	AB	4.2	6.4	1.7	8.8	6.4	1.7	6.4	1.6	6.4	33
3	19UCIT003	ARUL KUMARAN S	2.5	19.7	11.8	2.5	9.3	5.4	11.8	1.7	11.6	11.8	1.7	11.8	1.6	11.8	60
4	19UCIT004	ASHOK KUMAR S	2.5	19.0	11.8	2.5	9.0	4.8	11.8	1.7	10.2	11.8	1.7	11.8	1.6	11.8	60
5	19UCIT005	BHARATH NIVAS T M	2.5	11.6	8.8	2.5	5.4	2.9	8.8	1.7	6.1	8.8	1.7	8.8	1.6	8.8	45
6	19UCIT006	BHARATH S	2.5	24.5	12.6	2.5	11.5	5.8	12.6	1.7	12.2	12.6	1.7	12.6	1.6	12.6	63
7	19UCIT007	DEEPASRI M	2.5	AB	9.2	2.5	AB	3.8	9.2	1.7	8.2	9.2	1.7	9.2	1.6	9.2	45



**Dr. N RAMAN**  
**PRINCIPAL,**  
**KONGU ARTS AND SCIENCE COLLEGE**  
**(AUTONOMOUS)**  
**NANJANAPURAM, ERODE - 638 107.**

8	19UCIT008	DEVAYANI V	2.5	29.2	12.4	2.5	13.8	13.1	12.4	1.7	27.9	12.4	1.7	12.4	1.6	12.4	63
9	19UCIT009	DHIVYA J	2.5	29.9	14.8	2.5	14.1	15.7	14.8	1.7	33.3	14.8	1.7	14.8	1.6	14.8	75
10	19UCIT010	GOKUL C	2.5	20.4	13.0	2.5	9.6	0.6	13.0	1.7	1.4	13.0	1.7	13.0	1.6	13.0	66
11	19UCIT011	GOKULAKARTHIK G	2.5	27.9	11.2	2.5	13.1	4.8	11.2	1.7	10.2	11.2	1.7	11.2	1.6	11.2	57
12	19UCIT012	GOKULANARAYANAN K	2.5	18.4	11.8	2.5	8.6	2.2	11.8	1.7	4.8	11.8	1.7	11.8	1.6	11.8	60
13	19UCIT013	HARSAWARTHINI R	2.5	26.5	14.2	2.5	12.5	13.4	14.2	1.7	28.6	14.2	1.7	14.2	1.6	14.2	72
14	19UCIT014	HARSHINI M	2.5	28.6	14.2	2.5	13.4	10.6	14.2	1.7	22.4	14.2	1.7	14.2	1.6	14.2	72
15	19UCIT015	HEMASRI M	2.5	18.4	11.8	2.5	8.6	6.1	11.8	1.7	12.9	11.8	1.7	11.8	1.6	11.8	60
16	19UCIT016	KAMAL RAJ P	2.5	18.4	10.6	2.5	8.6	1.6	10.6	1.7	3.4	10.6	1.7	10.6	1.6	10.6	54
17	19UCIT017	KAVIN BABU S	2.5	19.7	8.0	2.5	9.3	7.7	8.0	1.7	16.3	8.0	1.7	8.0	1.6	8.0	39
18	19UCIT018	KAVIN S	2.5	15.6	11.2	2.5	7.4	3.5	11.2	1.7	7.5	11.2	1.7	11.2	1.6	11.2	57
19	19UCIT019	KAVIYA S J	2.5	AB	10.4	2.5	AB	4.5	10.4	1.7	9.5	10.4	1.7	10.4	1.6	10.4	51
20	19UCIT020	KOUSICK P	2.5	21.8	8.2	2.5	10.2	5.8	8.2	1.7	12.2	8.2	1.7	8.2	1.6	8.2	42
21	19UCIT021	LEEPIKA V R	2.5	29.2	13.4	2.5	13.8	13.8	13.4	1.7	29.2	13.4	1.7	13.4	1.6	13.4	66
22	19UCIT022	LOGESWARAN K S	2.5	21.1	11.2	2.5	9.9	7.7	11.2	1.7	16.3	11.2	1.7	11.2	1.6	11.2	57
23	19UCIT023	MADHUMITHA K	2.5	32.0	13.6	2.5	15.0	14.1	13.6	1.7	29.9	13.6	1.7	13.6	1.6	13.6	69
24	19UCIT024	MALINI V S	2.5	32.6	12.8	2.5	15.4	AB	12.8	1.7	AB	12.8	1.7	12.8	1.6	12.8	63
25	19UCIT025	MANIKANDAN M	2.5	17.0	12.4	2.5	8.0	7.7	12.4	1.7	16.3	12.4	1.7	12.4	1.6	12.4	63
26	19UCIT026	MANOJKUMAR P	2.5	16.3	8.4	2.5	7.7	1.6	8.4	1.7	3.4	8.4	1.7	8.4	1.6	8.4	42
27	19UCIT027	MATHIYARASI M	2.5	19.7	13.0	2.5	9.3	2.6	13.0	1.7	5.4	13.0	1.7	13.0	1.6	13.0	66
28	19UCIT028	NAVEEN K A	2.5	10.2	10.6	2.5	4.8	3.8	10.6	1.7	8.2	10.6	1.7	10.6	1.6	10.6	54
29	19UCIT029	NAVEENA P	2.5	25.2	12.8	2.5	11.8	4.5	12.8	1.7	9.5	12.8	1.7	12.8	1.6	12.8	63
30	19UCIT030	NEERAJ V E	2.5	17.0	7.6	2.5	8.0	3.5	7.6	1.7	7.5	7.6	1.7	7.6	1.6	7.6	39
31	19UCIT031	NIMMITHA S	2.5	17.7	11.6	2.5	8.3	4.8	11.6	1.7	10.2	11.6	1.7	11.6	1.6	11.6	57
32	19UCIT032	NISANDHINI K	2.5	17.0	12.4	2.5	8.0	7.0	12.4	1.7	15.0	12.4	1.7	12.4	1.6	12.4	63
33	19UCIT033	NITISH ARVINTH K	2.5	21.1	11.2	2.5	9.9	1.3	11.2	1.7	2.7	11.2	1.7	11.2	1.6	11.2	57
34	19UCIT034	PREM R R	2.5	10.9	7.6	2.5	5.1	AB	7.6	1.7	AB	7.6	1.7	7.6	1.6	7.6	39
35	19UCIT035	PRIYADHARSHINI P	2.5	25.2	10.6	2.5	11.8	AB	10.6	1.7	AB	10.6	1.7	10.6	1.6	10.6	54
36	19UCIT036	PRIYANKA S	2.5	20.4	13.0	2.5	9.6	2.2	13.0	1.7	4.8	13.0	1.7	13.0	1.6	13.0	66
37	19UCIT037	PUNITHA S	2.5	23.1	13.4	2.5	10.9	7.0	13.4	1.7	15.0	13.4	1.7	13.4	1.6	13.4	66
38	19UCIT038	RAMESH S	2.5	19.0	11.8	2.5	9.0	1.9	11.8	1.7	4.1	11.8	1.7	11.8	1.6	11.8	60
39	19UCIT039	RANGANATHAN M	2.5	17.7	10.6	2.5	8.3	5.1	10.6	1.7	10.9	10.6	1.7	10.6	1.6	10.6	54
40	19UCIT040	ROSHIN R	2.5	AB	6.0	2.5	AB	AB	6.0	1.7	AB	6.0	1.7	6.0	1.6	6.0	30
41	19UCIT041	SANGAMITHRA V	2.5	30.6	12.4	2.5	14.4	7.4	12.4	1.7	15.6	12.4	1.7	12.4	1.6	12.4	63
42	19UCIT042	SANTHIGA P	2.5	21.1	12.2	2.5	9.9	7.0	12.2	1.7	15.0	12.2	1.7	12.2	1.6	12.2	60
43	19UCIT043	SANTHOSHKUMAR S	2.5	12.2	9.8	2.5	5.8	2.9	9.8	1.7	6.1	9.8	1.7	9.8	1.6	9.8	48
44	19UCIT044	SEENIVASAN T S	2.5	21.1	12.2	2.5	9.9	2.9	12.2	1.7	6.1	12.2	1.7	12.2	1.6	12.2	60
45	19UCIT045	SHABARIGANAIKAN K	2.5	17.0	9.4	2.5	8.0	4.5	9.4	1.7	9.5	9.4	1.7	9.4	1.6	9.4	48
46	19UCIT046	SHANGAMITHRA S	2.5	17.0	11.6	2.5	8.0	1.3	11.6	1.7	2.7	11.6	1.7	11.6	1.6	11.6	57



Dr. N. RAMAN  
PRINCIPAL  
KONGU ARTS AND SCIENCE COLLEGE  
(AUTONOMOUS)  
NANJANAPURAM, ERODE - 638 107.

47	19UCIT047	SHARMILA N R	2.5	34.0	13.0	2.5	16.0	13.4	13.0	1.7	28.6	13.0	1.7	13.0	1.6	13.0	66
48	19UCIT048	SHELSIA P	2.5	17.0	10.6	2.5	8.0	1.6	10.6	1.7	3.4	10.6	1.7	10.6	1.6	10.6	54
49	19UCIT049	SHIVADHARSHINI R	2.5	22.4	12.4	2.5	10.6	2.6	12.4	1.7	5.4	12.4	1.7	12.4	1.6	12.4	63
50	19UCIT050	SUGASHREE R	2.5	17.7	12.6	2.5	8.3	7.7	12.6	1.7	16.3	12.6	1.7	12.6	1.6	12.6	63
51	19UCIT051	SUKESH P	2.5	23.8	12.4	2.5	11.2	4.2	12.4	1.7	8.8	12.4	1.7	12.4	1.6	12.4	63
52	19UCIT052	SUVETHA T P	2.5	27.9	14.2	2.5	13.1	10.9	14.2	1.7	23.1	14.2	1.7	14.2	1.6	14.2	72
53	19UCIT053	THILAGAN M	2.5	13.6	12.0	2.5	6.4	5.8	12.0	1.7	12.2	12.0	1.7	12.0	1.6	12.0	60
54	19UCIT054	THULASIHARIHARAN P	2.5	23.8	12.4	2.5	11.2	6.4	12.4	1.7	13.6	12.4	1.7	12.4	1.6	12.4	63
55	19UCIT055	VENKATESHWARAN A	2.5	12.9	11.0	2.5	6.1	2.6	11.0	1.7	5.4	11.0	1.7	11.0	1.6	11.0	54
56	19UCIT056	VIDHYASAGAR L	2.5	8.2	9.2	2.5	3.8	1.6	9.2	1.7	3.4	9.2	1.7	9.2	1.6	9.2	45
57	19UCIT057	VIGNESHWARAN R	2.5	8.2	11.2	2.5	3.8	0.6	11.2	1.7	1.4	11.2	1.7	11.2	1.6	11.2	57
58	19UCIT058	VIJAYENDRA A K	2.5	AB	8.8	2.5	AB	9.3	8.8	1.7	19.7	8.8	1.7	8.8	1.6	8.8	45
59	19UCIT059	VISHVA S P	2.5	18.4	11.8	2.5	8.6	7.7	11.8	1.7	16.3	11.8	1.7	11.8	1.6	11.8	60
60	19UCIT060	YUVAPRIYAN K M	2.5	AB	7.0	2.5	AB	AB	7.0	1.7	AB	7.0	1.7	7.0	1.6	7.0	36
<b>No. of Students Scored Set Attainment Level</b>			<b>60</b>	<b>46</b>	<b>58</b>	<b>60</b>	<b>46</b>	<b>15</b>	<b>58</b>	<b>60</b>	<b>15</b>	<b>58</b>	<b>60</b>	<b>58</b>	<b>60</b>	<b>58</b>	<b>58</b>
			1.00	0.77	0.97	1.00	0.77	0.25	0.97	1.00	0.25	0.97	1.00	0.97	1.00	0.97	0.97
<b>CO Attainment</b>			0.91		0.75		0.74		0.99		0.99		0.97		0.97		
<b>Average CO Attainment</b>			0.88														0.97
<b>CO Attainment Level</b>			0.75						( 3 *25% )			2.25			( 3 *75% )		
<b>Overall CO Attainment</b>			3.00 ( 0.75 + 2.25 )														

Level 1	60 % of Students Scored more than set attainment level
Level 2	70 % of Students Scored more than set attainment level
Level 3	80 % of Students Scored more than set attainment level

Method	Weightage
CIA	25
ESE	75




Dr. N. RAMAN  
PRINCIPAL,  
KONGU ARTS AND SCIENCE COLLEGE  
(AUTONOMOUS)  
NANJANAPURAM, ERODE - 638 107.

PROGRAMME OUTCOMES AND PROGRAMME SPECIFIC OUTCOMES ATTAINMENT


Course	PO1	PO2	PO3	PO4	PO5	PO6	PO7	PSO1	PSO2	PSO3
AT204	3.00	2.00	2.00	3.00	-	-	2.00	3.00	3.00	2.00

(CO Attained x PO/PSO Expected)/3

  
FACULTY

  
HEAD OF THE DEPARTMENT



  
Dr. N. RAMAN  
PRINCIPAL  
KONGU ARTS AND SCIENCE COLLEGE  
(AUTONOMOUS)  
NANJANAPURAM, ERODE - 638 107.

**KONGU ARTS AND SCIENCE COLLEGE (AUTONOMOUS), ERODE - 638 107**  
**DEPARTMENT OF COMPUTER TECHNOLOGY AND INFORMATION TECHNOLOGY**  
**ASSESSMENT OF ATTAINMENT OF COURSE OUTCOMES**

**COURSE CODE AND NAME**  
**FACULTY**  
**ACADEMIC YEAR**  
**CLASS**  
**COURSE OUTCOME**

**17VE01 AND FOUNDATION COURSE II : VALUE EDUCATION**  
**C.INDRANI & S.THANGAMANI**  
**2019 - 2020**  
**I B.Sc.(INFORMATION TECHNOLOGY)**

At the end of the course, the students will be able to  
 CO1 Understand basics of Value education  
 CO2 Acquire the knowledge of soft skills  
 CO3 Know the importance of family values  
 CO4 Gain an idea about Youth empowerment  
 CO5 Learn the significance about Social values

**CORRELATION LEVELS**

High	3
Medium	2
Low	1
No Correlation	-

**CO - PO, PSO CORRELATION MATRIX**

CO	PO1	PO2	PO3	PO4	PO5	PO6	PO7	PSO1	PSO2	PSO3
VE01	3	3	3	3	1	2	3	3	3	3

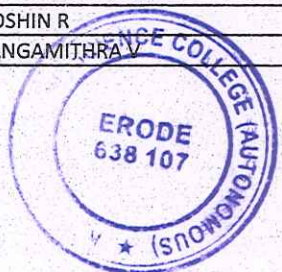
**COURSE OUTCOME ATTAINMENT**

Course Outcome			End Semester Examinations
Programme Outcomes PO/PSO			
Marks			
S.No.	Reg.No.	Name of the Student	
1	19UCIT001	ABISHEK R	20
2	19UCIT002	AMEERKHAN A	20
3	19UCIT003	ARUL KUMARAN S	20
4	19UCIT004	ASHOK KUMAR S	20



**Dr. N. RAMAN**  
 PRINCIPAL  
 KONGU ARTS AND SCIENCE COLLEGE  
 (AUTONOMOUS)  
 NANJANAPURAM, ERODE - 638 107.

5	19UCIT005	BHARATH NIVAS T M	20
6	19UCIT006	BHARATH S	28
7	19UCIT007	DEEPASRI M	23
8	19UCIT008	DEVAYANI V	27
9	19UCIT009	DHIVYA J	35
10	19UCIT010	GOKUL C	20
11	19UCIT011	GOKULAKARTHIK G	20
12	19UCIT012	GOKULANARAYANAN K	20
13	19UCIT013	HARSAWARTHINI R	30
14	19UCIT014	HARSHINI M	23
15	19UCIT015	HEMASRI M	28
16	19UCIT016	KAMAL RAJ P	20
17	19UCIT017	KAVIN BABU S	22
18	19UCIT018	KAVIN S	20
19	19UCIT019	KAVIYA S J	20
20	19UCIT020	KOUSICK P	22
21	19UCIT021	LEEPIKA V R	32
22	19UCIT022	LOGESWARAN K S	20
23	19UCIT023	MADHUMITHA K	25
24	19UCIT024	MALINI V S	25
25	19UCIT025	MANIKANDAN M	20
26	19UCIT026	MANOJKUMAR P	20
27	19UCIT027	MATHIYARASI M	23
28	19UCIT028	NAVEEN K A	20
29	19UCIT029	NAVEENA P	22
30	19UCIT030	NEERAJ V E	20
31	19UCIT031	NIMMITHA S	20
32	19UCIT032	NISANDHINI K	22
33	19UCIT033	NITISH ARVINTH K	20
34	19UCIT034	PREM R R	20
35	19UCIT035	PRIYADHARSHINI P	20
36	19UCIT036	PRIYANKA S	28
37	19UCIT037	PUNITHA S	28
38	19UCIT038	RAMESH S	20
39	19UCIT039	RANGANATHAN M	20
40	19UCIT040	ROSHIN R	20
41	19UCIT041	SANGAMITHRA V	30



Dr. N. RAMAN  
 PRINCIPAL  
 KONGU ARTS AND SCIENCE COLLEGE  
 (AUTONOMOUS)  
 NANJANAPURAM, ERODE - 638 107.

42	19UCIT042	SANTHIGA P	20
43	19UCIT043	SANTHOSH KUMAR S	20
44	19UCIT044	SEENIVASAN T S	20
45	19UCIT045	SHABARIGANAISAN K	20
46	19UCIT046	SHANGAMITHRA S	23
47	19UCIT047	SHARMILA N R	40
48	19UCIT048	SHELSIA P	20
49	19UCIT049	SHIVADHARSHINI R	20
50	19UCIT050	SUGASHREE R	22
51	19UCIT051	SUKESH P	20
52	19UCIT052	SUVETHA T P	30
53	19UCIT053	THILAGAN M	20
54	19UCIT054	THULASIHARIHARAN P	20
55	19UCIT055	VENKATESHWARAN A	25
56	19UCIT056	VIDHYASAGAR L	20
57	19UCIT057	VIGNESHWARAN R	23
58	19UCIT058	VIJAYENDRA A K	20
59	19UCIT059	VISHVA S P	27
60	19UCIT060	YUVAPRIYAN K M	20
No. of Students Scored Set Attainment Level			20
CO Attainment			0.33
CO Attainment Level			0.00

Level 1	60 % of Students Scored more than set attainment level
Level 2	70 % of Students Scored more than set attainment level
Level 3	80 % of Students Scored more than set attainment level

Method	Weightage
ESE	100



Dr. N. RAMAN  
PRINCIPAL.  
KONGU ARTS AND SCIENCE COLLEGE  
(AUTONOMOUS)  
NANJANAPURAM, ERODE - 638 107.

PROGRAMME OUTCOMES AND PROGRAMME SPECIFIC OUTCOMES ATTAINMENT

CO	PO1	PO2	PO3	PO4	PO5	PO6	PO7	PSO1	PSO2	PSO3
VE01	0.00	0.00	0.00	0.00	0.00	0.00	0.00	0.00	0.00	0.00

1. *[Signature]* (CO Attained x PO/PSO Expected)/3

2. *[Signature]* (S.THANGAMANI)  
FACULTY

*[Signature]* M. Anand  
HEAD OF THE DEPARTMENT



*[Signature]*  
Dr. N. RAMAN  
PRINCIPAL,  
KONGU ARTS AND SCIENCE COLLEGE  
(AUTONOMOUS)  
NANJANAPURAM, ERODE - 638 107.



**KONGU ARTS AND SCIENCE COLLEGE (AUTONOMOUS), ERODE - 638 107**  
**DEPARTMENT OF COMPUTER TECHNOLOGY AND INFORMATION TECHNOLOGY**  
**ASSESSMENT OF ATTAINMENT OF COURSE OUTCOMES**

17UAMCT301 AND DATABASE SYSTEMS

C.UMA

2020 - 2021

II B.Sc. (INFORMATION TECHNOLOGY)

COURSE CODE AND NAME

FACULTY

ACADEMIC YEAR

CLASS

COURSE OUTCOME

At the end of the course, students will be able to  
 CO1 Demonstrate the understanding of database systems and their architectures.  
 CO2 Illustrate the concept of relational algebra, calculus and relational query language.  
 CO3 Summarize the concepts of Entity Relationship Model and Enhanced Entity Relationship Model.  
 CO4 Apply the Functional Dependency, Decomposition and Normalization.  
 CO5 Describe the Database Recovery and Database Security.

**CORRELATION LEVELS**


High	3
Medium	2
Low	1
No Correlation	-

**CO - PO, PSO CORRELATION MATRIX**

CO	PO1	PO2	PO3	PO4	PO5	PO6	PO7	PSO1	PSO2	PSO3
C301	3	3	2	1	1	1	3	3	3	3

**COURSE OUTCOME ATTAINMENT**

Course Outcome			Internal Assessment												End Semester Examinations		
			CO 1			CO 2			CO 3			CO 4		CO 5			
Programme Outcomes			PO, PSO														
Marks			2.5	34	15	2.5	16	16	15	1.7	34	15	1.7	15		1.6	15
S.No.	Reg.No.	Name of the Student	Assignment 1	Test 1	Model	Assignment 1	Test 1	Test 2	Model	Assignment 2	Test 2	Model	Assignment 2	Model	Assignment 2	Model	
1	19UCIT001	ABISHEK R	2.5	15.6	15.0	2.5	7.4	7.7	15.0	1.7	16.3	15.0	1.7	15.0	1.6	15.0	46
2	19UCIT002	AMEERKHAN A	2.5	12.2	15.0	2.5	5.8	8.3	15.0	1.7	17.7	15.0	1.7	15.0	1.6	15.0	48
3	19UCIT003	ARUL KUMARAN S	0.0	15.0	15.0	0.0	7.0	8.0	15.0	1.7	17.0	15.0	1.7	15.0	1.6	15.0	46
4	19UCIT004	ASHOK KUMAR S	2.5	13.6	14.8	2.5	6.4	7.4	14.8	1.7	15.6	14.8	1.7	14.8	1.6	14.8	41
5	19UCIT005	BHARATH NIVAS T M	0.0	10.9	14.4	0.0	5.1	7.4	14.4	1.7	15.6	14.4	1.7	14.4	1.6	14.4	52
6	19UCIT006	BHARATH S	2.5	12.2	12.6	2.5	5.8	6.7	12.6	1.7	14.3	12.6	1.7	12.6	1.6	12.6	46
7	19UCIT007	DEEPASRI M	2.5	15.0	15.0	2.5	7.0	7.7	15.0	1.7	16.3	15.0	1.7	15.0	1.6	15.0	59



D. N. RAMAN  
 PRINCIPAL  
 KONGU ARTS AND SCIENCE COLLEGE  
 (AUTONOMOUS)  
 NANJANAPURAM, ERODE - 638 107.

8	19UCIT008	DEVAYANI V	2.5	16.3	14.4	2.5	7.7	12.2	14.4	1.7	25.8	14.4	1.7	14.4	1.6	14.4	58
9	19UCIT009	DHIVYA J	2.5	19.0	15.0	2.5	9.0	14.4	15.0	1.7	30.6	15.0	1.7	15.0	1.6	15.0	62
10	19UCIT010	GOKUL C	2.5	12.2	15.0	2.5	5.8	9.0	15.0	1.7	19.0	15.0	1.7	15.0	1.6	15.0	58
11	19UCIT011	GOKULAKARTHIK G	0.0	AB	0.0	0.0	AB	AB	0.0	0.0	AB	0.0	0.0	0.0	0.0	0.0	56
12	19UCIT012	GOKULANARAYANAN K	0.0	10.9	14.8	0.0	5.1	8.0	14.8	0.0	17.0	14.8	0.0	14.8	0.0	14.8	40
13	19UCIT013	HARSAWARTHINI R	2.5	AB	14.4	2.5	AB	13.1	14.4	0.0	27.9	14.4	0.0	14.4	0.0	14.4	57
14	19UCIT014	HARSHINI M	2.5	18.4	15.0	2.5	8.6	12.8	15.0	1.7	27.2	15.0	1.7	15.0	1.6	15.0	64
15	19UCIT015	HEMASRI M	2.5	10.9	13.8	2.5	5.1	10.6	13.8	1.7	22.4	13.8	1.7	13.8	1.6	13.8	57
16	19UCIT016	KAMAL RAJ P	0.0	8.2	15.0	0.0	3.8	6.4	15.0	0.0	13.6	15.0	0.0	15.0	0.0	15.0	40
17	19UCIT017	KAVIN BABU S	0.0	AB	13.8	0.0	AB	11.2	13.8	0.0	23.8	13.8	0.0	13.8	0.0	13.8	59
18	19UCIT018	KAVIN S	0.0	11.6	13.0	0.0	5.4	9.0	13.0	1.7	19.0	13.0	1.7	13.0	1.6	13.0	51
19	19UCIT019	KAVIYA S J	2.5	14.3	15.0	2.5	6.7	11.2	15.0	1.7	23.8	15.0	1.7	15.0	1.6	15.0	53
20	19UCIT020	KOUSICK P	2.5	12.2	15.0	2.5	5.8	9.6	15.0	0.0	20.4	15.0	0.0	15.0	0.0	15.0	58
21	19UCIT021	LEEPIKA V R	2.5	19.7	15.0	2.5	9.3	13.8	15.0	1.7	29.2	15.0	1.7	15.0	1.6	15.0	63
22	19UCIT022	LOGESWARAN K S	0.0	10.9	12.0	0.0	5.1	8.3	12.0	1.7	17.7	12.0	1.7	12.0	1.6	12.0	59
23	19UCIT023	MADHUMITHA K	2.5	17.0	15.0	2.5	8.0	12.8	15.0	1.7	27.2	15.0	1.7	15.0	1.6	15.0	59
24	19UCIT024	MALINI V S	2.5	14.3	15.0	2.5	6.7	11.8	15.0	1.7	25.2	15.0	1.7	15.0	1.6	15.0	57
25	19UCIT025	MANIKANDAN M	2.5	12.9	12.6	2.5	6.1	12.2	12.6	1.7	25.8	12.6	1.7	12.6	1.6	12.6	59
26	19UCIT026	MANOJKUMAR P	2.5	10.9	14.2	2.5	5.1	9.0	14.2	1.7	19.0	14.2	1.7	14.2	1.6	14.2	54
27	19UCIT027	MATHIYARASI M	0.0	13.6	15.0	0.0	6.4	9.9	15.0	1.7	21.1	15.0	1.7	15.0	1.6	15.0	57
28	19UCIT028	NAVEEN K A	0.0	10.2	14.2	0.0	4.8	7.0	14.2	0.0	15.0	14.2	0.0	14.2	0.0	14.2	55
29	19UCIT029	NAVEENA P	2.5	17.7	14.8	2.5	8.3	8.0	14.8	1.7	17.0	14.8	1.7	14.8	1.6	14.8	50
30	19UCIT030	NEERAJ V E	2.5	AB	13.8	2.5	AB	8.0	13.8	0.0	17.0	13.8	0.0	13.8	0.0	13.8	44
31	19UCIT031	NIMMITHA S	2.5	12.9	14.2	2.5	6.1	11.8	14.2	1.7	25.2	14.2	1.7	14.2	1.6	14.2	51
32	19UCIT032	NISANDHINI K	2.5	12.9	15.0	2.5	6.1	9.0	15.0	1.7	19.0	15.0	1.7	15.0	1.6	15.0	50
33	19UCIT033	NITISH ARVINTH K	2.5	15.6	14.2	2.5	7.4	9.9	14.2	1.7	21.1	14.2	1.7	14.2	1.6	14.2	49
34	19UCIT034	PREM R R	0.0	12.9	15.0	0.0	6.1	11.5	15.0	1.7	24.5	15.0	1.7	15.0	1.6	15.0	59
35	19UCIT035	PRIYADHARSHINI P	0.0	12.9	14.8	0.0	6.1	12.2	14.8	1.7	25.8	14.8	1.7	14.8	1.6	14.8	50
36	19UCIT036	PRIYANKA S	0.0	15.0	15.0	0.0	7.0	9.6	15.0	1.7	20.4	15.0	1.7	15.0	1.6	15.0	56
37	19UCIT037	PUNITHA S	2.5	18.4	15.0	2.5	8.6	10.6	15.0	1.7	22.4	15.0	1.7	15.0	1.6	15.0	59
38	19UCIT038	RAMESH S	0.0	9.5	13.8	0.0	4.5	AB	13.8	1.4	AB	13.8	1.4	13.8	1.3	13.8	54
39	19UCIT039	RANGANATHAN M	2.5	12.9	14.2	2.5	6.1	8.6	14.2	0.0	18.4	14.2	0.0	14.2	0.0	14.2	56
40	19UCIT040	ROSHIN R	0.0	7.5	13.8	0.0	3.5	4.5	13.8	0.0	9.5	13.8	0.0	13.8	0.0	13.8	46
41	19UCIT041	SANGAMITHRA V	2.5	13.6	15.0	2.5	6.4	12.2	15.0	1.7	25.8	15.0	1.7	15.0	1.6	15.0	59
42	19UCIT042	SANTHIGA P	2.5	16.3	15.0	2.5	7.7	8.0	15.0	1.7	17.0	15.0	1.7	15.0	1.6	15.0	56
43	19UCIT043	SANTHOSHKUMAR S	2.5	10.2	12.6	2.5	4.8	8.3	12.6	1.7	17.7	12.6	1.7	12.6	1.6	12.6	50
44	19UCIT044	SEENIVASAN T S	2.5	9.5	12.6	2.5	4.5	8.6	12.6	1.7	18.4	12.6	1.7	12.6	1.6	12.6	45
45	19UCIT045	SHABARIGANAISAN K	2.5	15.0	13.6	2.5	7.0	9.0	13.6	1.7	19.0	13.6	1.7	13.6	1.6	13.6	41
46	19UCIT046	SHANGAMITHRA S	2.5	15.0	15.0	2.5	7.0	12.5	15.0	1.7	26.5	15.0	1.7	15.0	1.6	15.0	53



Dr. N. RAMAN  
PRINCIPAL,  
KONGU ARTS AND SCIENCE COLLEGE  
(AUTONOMOUS)  
NANJANAPURAM, ERODE - 638 107

47	19UCIT047	SHARMILA N R	2.5	19.7	15.0	2.5	9.3	13.8	15.0	1.7	29.2	15.0	1.7	15.0	1.6	15.0	60
48	19UCIT048	SHELSIA P	0.0	AB	12.6	0.0	AB	7.7	12.6	0.0	16.3	12.6	0.0	12.6	0.0	12.6	45
49	19UCIT049	SHIVADHARSHINI R	2.5	10.9	13.6	2.5	5.1	9.9	13.6	1.7	21.1	13.6	1.7	13.6	1.6	13.6	44
50	19UCIT050	SUGASHREE R	2.5	17.7	10.6	2.5	8.3	7.7	10.6	1.7	16.3	10.6	1.7	10.6	1.6	10.6	42
51	19UCIT051	SUKESH P	2.5	10.9	3.0	2.5	5.1	8.3	3.0	1.7	17.7	3.0	1.7	3.0	1.6	3.0	46
52	19UCIT052	SUVETHA T P	2.5	19.0	15.0	2.5	9.0	12.8	15.0	1.7	27.2	15.0	1.7	15.0	1.6	15.0	62
53	19UCIT053	THILAGAN M	2.5	12.2	13.0	2.5	5.8	9.0	13.0	1.7	19.0	13.0	1.7	13.0	1.6	13.0	43
54	19UCIT054	THULASIHARIHARAN P	2.5	10.9	14.4	2.5	5.1	8.6	14.4	1.7	18.4	14.4	1.7	14.4	1.6	14.4	51
55	19UCIT055	VENKATESHWARAN A	2.5	12.9	13.6	2.5	6.1	10.9	13.6	1.7	23.1	13.6	1.7	13.6	1.6	13.6	56
56	19UCIT056	VIDHYASAGAR L	0.0	12.2	12.6	0.0	5.8	8.6	12.6	1.7	18.4	12.6	1.7	12.6	1.6	12.6	39
57	19UCIT057	VIGNESHWARAN R	0.0	6.8	13.6	0.0	3.2	5.8	13.6	0.0	12.2	13.6	0.0	13.6	0.0	13.6	44
58	19UCIT058	VIJAYENDRA A K	0.0	12.9	12.6	0.0	6.1	11.2	12.6	1.7	23.8	12.6	1.7	12.6	1.6	12.6	55
59	19UCIT059	VISHVA S P	2.5	15.0	13.6	2.5	7.0	12.2	13.6	1.7	25.8	13.6	1.7	13.6	1.6	13.6	58
60	19UCIT060	YUVAPRIYAN K M	0.0	12.2	13.8	0.0	5.8	7.0	13.8	0.0	15.0	13.8	0.0	13.8	0.0	13.8	46
<b>No. of Students Scored Set Attainment Level</b>			<b>40</b>	<b>13</b>	<b>58</b>	<b>40</b>	<b>13</b>	<b>52</b>	<b>58</b>	<b>47</b>	<b>52</b>	<b>58</b>	<b>47</b>	<b>58</b>	<b>47</b>	<b>58</b>	<b>60</b>
<b>CO Attainment</b>			0.67	0.22	0.97	0.67	0.22	0.87	0.97	0.78	0.87	0.97	0.78	0.97	0.78	0.97	1.00
			0.62		0.68			0.87			0.88		0.88		1.00		
<b>Average CO Attainment</b>			0.79													1.00	
<b>CO Attainment Level</b>			0.5					( 2 *25% )					2.25			( 3 *75% )	
<b>Overall CO Attainment</b>			2.75 ( 0.5 + 2.25 )														

Level 1	60 % of Students Scored more than set attainment level
Level 2	70 % of Students Scored more than set attainment level
Level 3	80 % of Students Scored more than set attainment level

Method	Weightage
CIA	25
ESE	75



Dr. N. RAMAN  
PRINCIPAL,  
KONGU ARTS AND SCIENCE COLLEGE  
(AUTONOMOUS)  
NANJANAPURAM, ERODE - 638 107.

PROGRAMME OUTCOMES AND PROGRAMME SPECIFIC OUTCOMES ATTAINMENT

Course	PO1	PO2	PO3	PO4	PO5	PO6	PO7	PSO1	PSO2	PSO3
C301	2.75	2.75	1.83	0.92	0.92	0.92	2.75	2.75	2.75	2.75

(CO Attained x PO/PSO Expected)/3

*[Signature]*  
 FACULTY  
 [U.A.C.]

*[Signature]*  
 HEAD OF THE DEPARTMENT



*[Signature]*  
**Dr. N. RAMAN**  
 PRINCIPAL  
 KONGU ARTS AND SCIENCE COLLEGE  
 (AUTONOMOUS)  
 NANJANAPURAM, ERODE - 638 107.

**KONGU ARTS AND SCIENCE COLLEGE (AUTONOMOUS), ERODE - 638 107**  
**DEPARTMENT OF COMPUTER TECHNOLOGY AND INFORMATION TECHNOLOGY**  
**ASSESSMENT OF ATTAINMENT OF COURSE OUTCOMES**

17UAMCT302 AND JAVA PROGRAMMING  
 P.KALARANI  
 2020-2021  
 II B.Sc. (INFORMATION TECHNOLOGY)

COURSE CODE AND NAME  
 FACULTY  
 ACADEMIC YEAR  
 CLASS  
 COURSE OUTCOME

At the end of the course, students will be able to  
 CO1 Identify the basic concepts of java including class and flow control statements.  
 CO2 Apply the principles of inheritance, interface, polymorphism, exception handling and threads.  
 CO3 Demonstrate the concepts of packages and I/O operations.  
 CO4 Describe the concepts of applets and exception handling mechanisms.  
 CO5 Develop an application using AWT and JDBC.

**CORRELATION LEVELS**

High	3
Medium	2
Low	1
No Correlation	-

**CO - PO, PSO CORRELATION MATRIX**

CO	PO1	PO2	PO3	PO4	PO5	PO6	PO7	PSO1	PSO2	PSO3
C302	3	3	2	2	1	1	3	3	2	3

**COURSE OUTCOME ATTAINMENT**

Course Outcome			Internal Assessment														End Semester Examinations
			CO 1			CO 2			CO 3			CO 4		CO 5			
Programme Outcomes			PO, PSO														
Marks			2.5	34	15	2.5	16	16	15	1.7	34	15	1.7	15	1.6	15	
S.No.	Reg.No.	Name of the Student	Assignment 1	Test 1	Model	Assignment 1	Test 1	Test 2	Model	Assignment 2	Test 2	Model	Assignment 2	Model	Assignment 2	Model	
1	19UCIT001	ABISHEK R	2.5	16.3	14.8	2.5	7.7	9.3	14.8	1.7	19.7	14.8	1.7	14.8	1.6	14.8	43
2	19UCIT002	AMEERKHAN A	0.0	17.7	14.4	0.0	8.3	9.6	14.4	1.7	20.4	14.4	1.7	14.4	1.6	14.4	46
3	19UCIT003	ARUL KUMARAN S	2.5	16.3	14.8	2.5	7.7	9.6	14.8	1.7	20.4	14.8	1.7	14.8	1.6	14.8	44
4	19UCIT004	ASHOK KUMAR S	2.5	12.2	14.4	2.5	5.8	7.4	14.4	1.7	15.6	14.4	1.7	14.4	1.6	14.4	48
5	19UCIT005	BHARATH NIVAS T M	0.0	10.2	14.2	0.0	4.8	8.6	14.2	1.7	18.4	14.2	1.7	14.2	1.6	14.2	47
6	19UCIT006	BHARATH S	2.5	15.0	14.2	2.5	7.0	7.4	14.2	1.7	15.6	14.2	1.7	14.2	1.6	14.2	48
7	19UCIT007	DEEPASRI M	2.5	17.0	15.0	2.5	8.0	13.1	15.0	1.7	27.9	15.0	1.7	15.0	1.6	15.0	54



Dr. N. RAMAN  
 PRINCIPAL  
 KONGU ARTS AND SCIENCE COLLEGE  
 (AUTONOMOUS)  
 NANJANAPURAM, ERODE - 638 107.

8	19UCIT008	DEVAYANI V	2.5	16.3	14.4	2.5	7.7	12.2	14.4	1.7	25.8	14.4	1.7	14.4	1.6	14.4	58
9	19UCIT009	DHIVYA J	2.5	19.0	15.0	2.5	9.0	14.4	15.0	1.7	30.6	15.0	1.7	15.0	1.6	15.0	62
10	19UCIT010	GOKUL C	2.5	12.2	15.0	2.5	5.8	9.0	15.0	1.7	19.0	15.0	1.7	15.0	1.6	15.0	58
11	19UCIT011	GOKULAKARTHIK G	0.0	AB	0.0	0.0	AB	AB	0.0	0.0	AB	0.0	0.0	0.0	0.0	0.0	56
12	19UCIT012	GOKULANARAYANAN K	0.0	10.9	14.8	0.0	5.1	8.0	14.8	0.0	17.0	14.8	0.0	14.8	0.0	14.8	40
13	19UCIT013	HARSAWARTHINI R	2.5	AB	14.4	2.5	AB	13.1	14.4	0.0	27.9	14.4	0.0	14.4	0.0	14.4	57
14	19UCIT014	HARSHINI M	2.5	18.4	15.0	2.5	8.6	12.8	15.0	1.7	27.2	15.0	1.7	15.0	1.6	15.0	64
15	19UCIT015	HEMASRI M	2.5	10.9	13.8	2.5	5.1	10.6	13.8	1.7	22.4	13.8	1.7	13.8	1.6	13.8	57
16	19UCIT016	KAMAL RAJ P	0.0	8.2	15.0	0.0	3.8	6.4	15.0	0.0	13.6	15.0	0.0	15.0	0.0	15.0	40
17	19UCIT017	KAVIN BABU S	0.0	AB	13.8	0.0	AB	11.2	13.8	0.0	23.8	13.8	0.0	13.8	0.0	13.8	59
18	19UCIT018	KAVIN S	0.0	11.6	13.0	0.0	5.4	9.0	13.0	1.7	19.0	13.0	1.7	13.0	1.6	13.0	51
19	19UCIT019	KAVIYA S J	2.5	14.3	15.0	2.5	6.7	11.2	15.0	1.7	23.8	15.0	1.7	15.0	1.6	15.0	53
20	19UCIT020	KOUSICK P	2.5	12.2	15.0	2.5	5.8	9.6	15.0	0.0	20.4	15.0	0.0	15.0	0.0	15.0	58
21	19UCIT021	LEEPIKA V R	2.5	19.7	15.0	2.5	9.3	13.8	15.0	1.7	29.2	15.0	1.7	15.0	1.6	15.0	63
22	19UCIT022	LOGESWARAN K S	0.0	10.9	12.0	0.0	5.1	8.3	12.0	1.7	17.7	12.0	1.7	12.0	1.6	12.0	59
23	19UCIT023	MADHUMITHA K	2.5	17.0	15.0	2.5	8.0	12.8	15.0	1.7	27.2	15.0	1.7	15.0	1.6	15.0	59
24	19UCIT024	MALINI V S	2.5	14.3	15.0	2.5	6.7	11.8	15.0	1.7	25.2	15.0	1.7	15.0	1.6	15.0	57
25	19UCIT025	MANIKANDAN M	2.5	12.9	12.6	2.5	6.1	12.2	12.6	1.7	25.8	12.6	1.7	12.6	1.6	12.6	59
26	19UCIT026	MANOJKUMAR P	2.5	10.9	14.2	2.5	5.1	9.0	14.2	1.7	19.0	14.2	1.7	14.2	1.6	14.2	54
27	19UCIT027	MATHIYARASI M	0.0	13.6	15.0	0.0	6.4	9.9	15.0	1.7	21.1	15.0	1.7	15.0	1.6	15.0	57
28	19UCIT028	NAVEEN K A	0.0	10.2	14.2	0.0	4.8	7.0	14.2	0.0	15.0	14.2	0.0	14.2	0.0	14.2	55
29	19UCIT029	NAVEENA P	2.5	17.7	14.8	2.5	8.3	8.0	14.8	1.7	17.0	14.8	1.7	14.8	1.6	14.8	50
30	19UCIT030	NEERAJ V E	2.5	AB	13.8	2.5	AB	8.0	13.8	0.0	17.0	13.8	0.0	13.8	0.0	13.8	44
31	19UCIT031	NIMMITHA S	2.5	12.9	14.2	2.5	6.1	11.8	14.2	1.7	25.2	14.2	1.7	14.2	1.6	14.2	51
32	19UCIT032	NISANDHINI K	2.5	12.9	15.0	2.5	6.1	9.0	15.0	1.7	19.0	15.0	1.7	15.0	1.6	15.0	50
33	19UCIT033	NITISH ARVINTH K	2.5	15.6	14.2	2.5	7.4	9.9	14.2	1.7	21.1	14.2	1.7	14.2	1.6	14.2	49
34	19UCIT034	PREM R R	0.0	12.9	15.0	0.0	6.1	11.5	15.0	1.7	24.5	15.0	1.7	15.0	1.6	15.0	59
35	19UCIT035	PRIYADHARSHINI P	0.0	12.9	14.8	0.0	6.1	12.2	14.8	1.7	25.8	14.8	1.7	14.8	1.6	14.8	50
36	19UCIT036	PRIYANKA S	0.0	15.0	15.0	0.0	7.0	9.6	15.0	1.7	20.4	15.0	1.7	15.0	1.6	15.0	56
37	19UCIT037	PUNITHA S	2.5	18.4	15.0	2.5	8.6	10.6	15.0	1.7	22.4	15.0	1.7	15.0	1.6	15.0	59
38	19UCIT038	RAMESH S	0.0	9.5	13.8	0.0	4.5	AB	13.8	1.4	AB	13.8	1.4	13.8	1.3	13.8	54
39	19UCIT039	RANGANATHAN M	2.5	12.9	14.2	2.5	6.1	8.6	14.2	0.0	18.4	14.2	0.0	14.2	0.0	14.2	56
40	19UCIT040	ROSHIN R	0.0	7.5	13.8	0.0	3.5	4.5	13.8	0.0	9.5	13.8	0.0	13.8	0.0	13.8	46
41	19UCIT041	SANGAMITHRA V	2.5	13.6	15.0	2.5	6.4	12.2	15.0	1.7	25.8	15.0	1.7	15.0	1.6	15.0	59
42	19UCIT042	SANTHIGA P	2.5	16.3	15.0	2.5	7.7	8.0	15.0	1.7	17.0	15.0	1.7	15.0	1.6	15.0	56
43	19UCIT043	SANTHOSH KUMAR S	2.5	10.2	12.6	2.5	4.8	8.3	12.6	1.7	17.7	12.6	1.7	12.6	1.6	12.6	50
44	19UCIT044	SEENIVASAN T S	2.5	9.5	12.6	2.5	4.5	8.6	12.6	1.7	18.4	12.6	1.7	12.6	1.6	12.6	45
45	19UCIT045	SHABARIGANAIAN K	2.5	15.0	13.6	2.5	7.0	9.0	13.6	1.7	19.0	13.6	1.7	13.6	1.6	13.6	41
46	19UCIT046	SHANGAMITHRA S	2.5	15.0	15.0	2.5	7.0	12.5	15.0	1.7	26.5	15.0	1.7	15.0	1.6	15.0	53



DR. N. RAMAN  
PRINCIPAL  
KONGU ARTS AND SCIENCE COLLEGE  
(AUTONOMOUS)  
NANJANAPURAM, ERODE - 638 107.

47	19UCIT047	SHARMILA N R	2.5	19.7	15.0	2.5	9.3	11.2	15.0	1.7	23.8	15.0	1.7	15.0	1.6	15.0	56		
48	19UCIT048	SHELSIA P	0.0	8.8	14.4	0.0	4.2	6.1	14.4	1.7	12.9	14.4	1.7	14.4	1.6	14.4	40		
49	19UCIT049	SHIVADHARSHINI R	2.5	15.6	15.0	2.5	7.4	11.8	15.0	1.7	25.2	15.0	1.7	15.0	1.6	15.0	48		
50	19UCIT050	SUGASHREE R	2.5	15.0	14.2	2.5	7.0	8.6	14.2	1.7	18.4	14.2	1.7	14.2	1.6	14.2	45		
51	19UCIT051	SUKESH P	2.5	13.6	14.4	2.5	6.4	11.2	14.4	1.7	23.8	14.4	1.7	14.4	1.6	14.4	51		
52	19UCIT052	SUVETHA T P	2.5	17.7	15.0	2.5	8.3	12.8	15.0	1.7	27.2	15.0	1.7	15.0	1.6	15.0	56		
53	19UCIT053	THILAGAN M	2.5	15.6	14.2	2.5	7.4	11.2	14.2	1.7	23.8	14.2	1.7	14.2	1.6	14.2	56		
54	19UCIT054	THULASIHARIHARAN P	2.5	17.0	14.2	2.5	8.0	11.5	14.2	1.7	24.5	14.2	1.7	14.2	1.6	14.2	54		
55	19UCIT055	VENKATESHWARAN A	2.5	15.0	15.0	2.5	7.0	11.2	15.0	1.7	23.8	15.0	1.7	15.0	1.6	15.0	53		
56	19UCIT056	VIDHYASAGAR L	0.0	16.3	14.2	0.0	7.7	9.0	14.2	1.7	19.0	14.2	1.7	14.2	1.6	14.2	50		
57	19UCIT057	VIGNESHWARAN R	0.0	AB	14.8	0.0	AB	9.0	14.8	0.0	19.0	14.8	0.0	14.8	0.0	14.8	53		
58	19UCIT058	VIJAYENDRA A K	0.0	15.6	14.2	0.0	7.4	10.9	14.2	0.0	23.1	14.2	0.0	14.2	0.0	14.2	54		
59	19UCIT059	VISHVA S P	2.5	15.6	15.0	2.5	7.4	12.2	15.0	1.7	25.8	15.0	1.7	15.0	1.6	15.0	51		
60	19UCIT060	YUVAPRIYAN K M	2.5	16.3	14.8	2.5	7.7	9.9	14.8	1.7	21.1	14.8	1.7	14.8	1.6	14.8	49		
<b>No. of Students Scored Set Attainment Level</b>			<b>45</b>	<b>33</b>	<b>59</b>	<b>45</b>	<b>33</b>	<b>55</b>	<b>59</b>	<b>53</b>	<b>55</b>	<b>59</b>	<b>53</b>	<b>59</b>	<b>53</b>	<b>59</b>	<b>60</b>		
<b>CO Attainment</b>			<b>0.75</b>	<b>0.55</b>	<b>0.98</b>	<b>0.75</b>	<b>0.55</b>	<b>0.92</b>	<b>0.98</b>	<b>0.88</b>	<b>0.92</b>	<b>0.98</b>	<b>0.88</b>	<b>0.98</b>	<b>0.88</b>	<b>0.98</b>	<b>1.00</b>		
			<b>0.76</b>		<b>0.80</b>				<b>0.93</b>			<b>0.93</b>		<b>0.93</b>		<b>1.00</b>			
<b>Average CO Attainment</b>			<b>0.87</b>														<b>1.00</b>		
<b>CO Attainment Level</b>			<b>0.75</b>						<b>( 3 *25% )</b>			<b>2.25</b>						<b>( 3 *75% )</b>	
<b>Overall CO Attainment</b>			<b>3.00</b>														<b>( 0.75 + 2.25 )</b>		

Level 1	60 % of Students Scored more than set attainment level
Level 2	70 % of Students Scored more than set attainment level
Level 3	80 % of Students Scored more than set attainment level

Method	Weightage
CIA	25
ESE	75



Dr. N. RAMAN  
PRINCIPAL  
KONGU ARTS AND SCIENCE COLLEGE  
(AUTONOMOUS)  
NANJANAPURAM, ERODE - 638 107.

PROGRAMME OUTCOMES AND PROGRAMME SPECIFIC OUTCOMES ATTAINMENT

Course	PO1	PO2	PO3	PO4	PO5	PO6	PO7	PSO1	PSO2	PSO3
C302	3.00	3.00	2.00	2.00	1.00	1.00	3.00	3.00	2.00	3.00

(CO Attained x PO/PSO Expected)/3

P. Jeyaraj  
FACULTY

[Dr. P. KALARAN]

S. M. Arangan  
HEAD OF THE DEPARTMENT



Dr. N. RAMAN  
PRINCIPAL  
KONGU ARTS AND SCIENCE COLLEGE  
(AUTONOMOUS)  
NANJANAPURAM, ERODE - 638 107.



**KONGU ARTS AND SCIENCE COLLEGE (AUTONOMOUS), ERODE - 638 107**  
**DEPARTMENT OF COMPUTER TECHNOLOGY AND INFORMATION TECHNOLOGY**  
**ASSESSMENT OF ATTAINMENT OF COURSE OUTCOMES**

**COURSE CODE AND NAME**  
**FACULTY**  
**ACADEMIC YEAR**  
**CLASS**

**17UAMCP303 AND CORE LAB 3 : JAVA PROGRAMMING LAB**  
**P.KALARANI**  
**2020-2021**  
**II B.Sc. (INFORMATION TECHNOLOGY)**

**COURSE OUTCOME**

At the end of the course, students will be able to  
 CO1 Apply java concepts includes class, method and constructor.  
 CO2 Design the concept of inheritance and exception handling.  
 CO3 Implement the usage of package and file handling operations.  
 CO4 Implement the methods of creating applets and mouse events.  
 CO5 Develop an application using swing and JDBC.

**CORRELATION LEVELS**

High	3
Medium	2
Low	1
No Correlation	-

**CO - PO, PSO CORRELATION MATRIX**

CO	PO1	PO2	PO3	PO4	PO5	PO6	PO7	PSO1	PSO2	PSO3
CP303	3	3	2	2	1	1	3	3	2	3


**COURSE OUTCOME ATTAINMENT**

Course Outcome			Internal Assessment							End Semester Examinations	
			CO 1		CO 2		CO 3		CO 4		CO 5
Programme Outcomes			PO, PSO								
Marks			14	12	14	12	12	12	12		12
S.No.	Reg.No.	Name of the Student	Test	Model	Test	Model	Test	Model	Model	Model	
1	19UCIT001	ABISHEK R	1.1	10.6	1.1	10.6	0.9	10.6	10.6	10.6	50




**Dr. N. RAMAN**  
 PRINCIPAL,  
 KONGU ARTS AND SCIENCE COLLEGE  
 (AUTONOMOUS)  
 NANJANAPURAM, ERODE - 638 107.

2	19UCIT002	AMEERKHAN A	8.8	11.2	8.8	11.2	7.5	11.2	11.2	11.2	50
3	19UCIT003	ARUL KUMARAN S	10.2	8.4	10.2	8.4	8.7	8.4	8.4	8.4	51
4	19UCIT004	ASHOK KUMAR S	13.3	9.4	13.3	9.4	11.4	9.4	9.4	9.4	51
5	19UCIT005	BHARATH NIVAS T M	13.0	9.6	13.0	9.6	11.1	9.6	9.6	9.6	52
6	19UCIT006	BHARATH S	13.0	11.6	13.0	11.6	11.1	11.6	11.6	11.6	57
7	19UCIT007	DEEPASRI M	11.6	12.0	11.6	12.0	9.9	12.0	12.0	12.0	60
8	19UCIT008	DEVAYANI V	13.7	12.0	13.7	12.0	11.7	12.0	12.0	12.0	60
9	19UCIT009	DHIVYA J	14.0	12.0	14.0	12.0	12.0	12.0	12.0	12.0	60
10	19UCIT010	GOKUL C	11.2	7.8	11.2	7.8	9.6	7.8	7.8	7.8	53
11	19UCIT011	GOKULAKARTHIK G	11.2	10.0	11.2	10.0	9.6	10.0	10.0	10.0	37
12	19UCIT012	GOKULANARAYANAN K	9.5	5.4	9.5	5.4	8.1	5.4	5.4	5.4	37
13	19UCIT013	HARSAWARTHINI R	10.5	12.0	10.5	12.0	9.0	12.0	12.0	12.0	57
14	19UCIT014	HARSHINI M	12.3	11.8	12.3	11.8	10.5	11.8	11.8	11.8	58
15	19UCIT015	HEMASRI M	10.5	11.6	10.5	11.6	9.0	11.6	11.6	11.6	53
16	19UCIT016	KAMAL RAJ P	10.2	9.0	10.2	9.0	8.7	9.0	9.0	9.0	48
17	19UCIT017	KAVIN BABU S	12.6	11.4	12.6	11.4	10.8	11.4	11.4	11.4	58
18	19UCIT018	KAVIN S	10.5	10.4	10.5	10.4	9.0	10.4	10.4	10.4	58
19	19UCIT019	KAVIYA S J	12.6	11.8	12.6	11.8	10.8	11.8	11.8	11.8	59
20	19UCIT020	KOUSICK P	13.3	12.0	13.3	12.0	11.4	12.0	12.0	12.0	58
21	19UCIT021	LEEPIKA V R	14.0	12.0	14.0	12.0	12.0	12.0	12.0	12.0	58
22	19UCIT022	LOGESWARAN K S	14.0	12.0	14.0	12.0	12.0	12.0	12.0	12.0	56
23	19UCIT023	MADHUMITHA K	13.7	12.0	13.7	12.0	11.7	12.0	12.0	12.0	60
24	19UCIT024	MALINI V S	14.0	12.0	14.0	12.0	12.0	12.0	12.0	12.0	60
25	19UCIT025	MANIKANDAN M	10.5	11.2	10.5	11.2	9.0	11.2	11.2	11.2	55
26	19UCIT026	MAÑOJKUMAR P	13.3	9.8	13.3	9.8	11.4	9.8	9.8	9.8	58
27	19UCIT027	MATHIYARASI M	13.3	11.4	13.3	11.4	11.4	11.4	11.4	11.4	55
28	19UCIT028	NAVEEN K A	13.3	10.4	13.3	10.4	11.4	10.4	10.4	10.4	53
29	19UCIT029	NAVEENA P	12.3	11.4	12.3	11.4	10.5	11.4	11.4	11.4	56
30	19UCIT030	NEERAJ V E	6.7	9.4	6.7	9.4	5.7	9.4	9.4	9.4	53
31	19UCIT031	NIMMITHA S	13.7	11.8	13.7	11.8	11.7	11.8	11.8	11.8	52
32	19UCIT032	NISANDHINI K	10.9	12.0	10.9	12.0	9.3	12.0	12.0	12.0	50
33	19UCIT033	NITISH ARVINTH K	AB	10.8	AB	10.8	AB	10.8	10.8	10.8	48
34	19UCIT034	PREM R R	13.7	9.4	13.7	9.4	11.7	9.4	9.4	9.4	60
35	19UCIT035	PRIYADHARSHINI	13.3	11.2	13.3	11.2	11.4	11.2	11.2	11.2	59



Dr. N. RAMAN  
 PRINCIPAL,  
 KONGU ARTS AND SCIENCE COLLEGE  
 (AUTONOMOUS)  
 NANJANAPURAM, ERODE - 638 107.

36	19UCIT036	PRIYANKA S	9.8	10.6	9.8	10.6	8.4	10.6	10.6	10.6	56
37	19UCIT037	PUNITHA S	13.7	11.4	13.7	11.4	11.7	11.4	11.4	11.4	59
38	19UCIT038	RAMESH S	13.7	10.0	13.7	10.0	11.7	10.0	10.0	10.0	60
39	19UCIT039	RANGANATHAN M	10.5	10.8	10.5	10.8	9.0	10.8	10.8	10.8	60
40	19UCIT040	ROSHIN R	12.6	10.4	12.6	10.4	10.8	10.4	10.4	10.4	60
41	19UCIT041	SANGAMITHRA V	13.7	11.6	13.7	11.6	11.7	11.6	11.6	11.6	53
42	19UCIT042	SANTHIGA P	10.5	11.8	10.5	11.8	9.0	11.8	11.8	11.8	56
43	19UCIT043	SANTHOSHKUMAR S	10.2	10.6	10.2	10.6	8.7	10.6	10.6	10.6	49
44	19UCIT044	SEENIVASAN T S	AB	10.4	AB	10.4	AB	10.4	10.4	10.4	52
45	19UCIT045	SHABARIGANAISAN K	12.3	8.0	12.3	8.0	10.5	8.0	8.0	8.0	55
46	19UCIT046	SHANGAMITHRA S	11.6	11.6	11.6	11.6	9.9	11.6	11.6	11.6	57
47	19UCIT047	SHARMILA N R	13.0	12.0	13.0	12.0	11.1	12.0	12.0	12.0	60
48	19UCIT048	SHELSIA P	7.0	8.0	7.0	8.0	6.0	8.0	8.0	8.0	54
49	19UCIT049	SHIVADHARSHINI R	12.6	7.0	12.6	7.0	10.8	7.0	7.0	7.0	56
50	19UCIT050	SUGASHREE R	10.9	9.2	10.9	9.2	9.3	9.2	9.2	9.2	56
51	19UCIT051	SUKESH P	12.3	10.8	12.3	10.8	10.5	10.8	10.8	10.8	58
52	19UCIT052	SUVETHA T P	13.3	12.0	13.3	12.0	11.4	12.0	12.0	12.0	59
53	19UCIT053	THILAGAN M	8.8	9.2	8.8	9.2	7.5	9.2	9.2	9.2	53
54	19UCIT054	THULASIHARIHARAN P	12.6	10.8	12.6	10.8	10.8	10.8	10.8	10.8	57
55	19UCIT055	VENKATESHWARAN A	12.6	10.8	12.6	10.8	10.8	10.8	10.8	10.8	60
56	19UCIT056	VIDHYASAGAR L	7.4	10.4	7.4	10.4	6.3	10.4	10.4	10.4	AB
57	19UCIT057	VIGNESHWARAN R	13.0	12.0	13.0	12.0	11.1	12.0	12.0	12.0	43
58	19UCIT058	VIJAYENDRA A K	13.0	10.0	13.0	10.0	11.1	10.0	10.0	10.0	60
59	19UCIT059	VISHVA S P	13.0	11.8	13.0	11.8	11.1	11.8	11.8	11.8	51
60	19UCIT060	YUVAPRIYAN K M	13.3	10.4	13.3	10.4	11.4	10.4	10.4	10.4	55
<b>No. of Students Scored Set Attainment Level</b>			57	60	57	60	57	60	60	60	59
<b>CO Attainment</b>			0.95	1.00	0.95	1.00	0.95	1.00	1.00	1.00	0.98
<b>Average CO Attainment</b>			0.98		0.98		0.98		1.00	1.00	0.98
<b>CO Attainment Level</b>			0.99				0.98				
<b>CO Attainment Level</b>			1.2 ( 3 *40%)			1.8 ( 3 *60%)					
<b>Overall CO Attainment</b>			3.00			( 1.2 + 1.8 )					



Dr. N. RAMAN  
PRINCIPAL  
KONGU ARTS AND SCIENCE COLLEGE  
(AUTONOMOUS)  
NANJANAPURAM, ERODE - 638 107.

Level 1	60 % of Students Scored more than set attainment level
Level 2	70 % of Students Scored more than set attainment level
Level 3	80 % of Students Scored more than set attainment level

Method	Weightage
CIA	40
ESE	60

**PROGRAMME OUTCOMES AND PROGRAMME SPECIFIC OUTCOMES ATTAINMENT**

Course	PO1	PO2	PO3	PO4	PO5	PO6	PO7	PSO1	PSO2	PSO3
CP303	3.00	3.00	2.00	2.00	1.00	1.00	3.00	3.00	2.00	3.00

(CO Attained x PO/PSO Expected)/3

*P. Kalarani*  
FACULTY  
[P. KALARANI]

*[Signature]*  
HEAD OF THE DEPARTMENT



*N*  
**Dr. N. RAMAN**  
PRINCIPAL  
KONGU ARTS AND SCIENCE COLLEGE  
(AUTONOMOUS)  
NANJANAPURAM, ERODE - 638 107.

**KONGU ARTS AND SCIENCE COLLEGE (AUTONOMOUS), ERODE - 638 107**  
**DEPARTMENT OF COMPUTER TECHNOLOGY AND INFORMATION TECHNOLOGY**  
**ASSESSMENT OF ATTAINMENT OF COURSE OUTCOMES**

**COURSE CODE AND NAME** 17UAMAT304 AND MICROPROCESSOR AND ALP  
**FACULTY** S.MURUGANANTHAM  
**ACADEMIC YEAR** 2020 - 2021  
**CLASS** II B.Sc. (INFORMATION TECHNOLOGY)  
**COURSE OUTCOME**

At the end of the course, students will be able to  
 CO1 Demonstrate the understanding of microcomputer systems.  
 CO2 Describe the 8085 microprocessor architecture and memory interfacing.  
 CO3 Make use of the instruction set of 8085 microprocessor and develop assembly codes to solve problems.  
 CO4 Illustrate the use of Counters and Time Delays and Stack and Subroutine.  
 CO5 Implement the 8085 interrupts and interface the microprocessors with 8259A and DMA

**CORRELATION LEVELS**

High	3
Medium	2
Low	1
No Correlation	-

**CO - PO, PSO CORRELATION MATRIX**


CO	PO1	PO2	PO3	PO4	PO5	PO6	PO7	PSO1	PSO2	PSO3
A304	3	1	1	-	-	-	3	3	3	3

**COURSE OUTCOME ATTAINMENT**

Course Outcome			Internal Assessment														End Semester Examinations
			CO 1			CO 2			CO 3			CO 4		CO 5			
Programme Outcomes			PO, PSO														
Marks			2.5	34	15	2.5	16	16	15	1.7	34	15	1.7	15	1.6	15	
S.No.	Reg.No.	Name of the Student	Assignment 1	Test 1	Model	Assignment 1	Test 1	Test 2	Model	Assignment 2	Test 2	Model	Assignment 2	Model	Assignment 2	Model	
1	19UCIT001	ABISHEK R	2.0	14.3	14.8	2.0	6.7	9.0	14.8	1.7	19.0	14.8	1.7	14.8	1.6	14.8	48
2	19UCIT002	AMEERKHAN A	0.0	11.6	14.4	0.0	5.4	7.0	14.4	0.0	15.0	14.4	0.0	14.4	0.0	14.4	55
3	19UCIT003	ARUL KUMARAN S	2.5	17.7	14.8	2.5	8.3	10.2	14.8	1.7	21.8	14.8	1.7	14.8	1.6	14.8	44
4	19UCIT004	ASHOK KUMAR S	2.0	12.9	14.4	2.0	6.1	4.8	14.4	0.0	10.2	14.4	0.0	14.4	0.0	14.4	49
5	19UCIT005	BHARATH NIVAS T M	0.0	AB	14.4	0.0	AB	AB	14.4	0.0	AB	14.4	0.0	14.4	0.0	14.4	57
6	19UCIT006	BHARATH S	2.0	12.2	14.8	2.0	5.8	9.9	14.8	1.7	21.1	14.8	1.7	14.8	1.6	14.8	57
7	19UCIT007	DEEPASRI M	2.0	17.7	14.8	2.0	8.3	9.9	14.8	1.7	21.1	14.8	1.7	14.8	1.6	14.8	64

**DR. N. RAMAN**  
 PRINCIPAL  
 KONGU ARTS AND SCIENCE COLLEGE  
 (AUTONOMOUS)  
 NANJANAPURAM, ERODE - 638 107

8	19UCIT008	DEVAYANI V	2.5	15.6	14.8	2.5	7.4	13.8	14.8	1.7	29.2	14.8	1.7	14.8	1.6	14.8	65
9	19UCIT009	DHIVYA J	2.5	19.0	15.0	2.5	9.0	14.7	15.0	1.7	31.3	15.0	1.7	15.0	1.6	15.0	70
10	19UCIT010	GOKUL C	2.5	16.3	14.4	2.5	7.7	12.2	14.4	1.7	25.8	14.4	1.7	14.4	1.6	14.4	64
11	19UCIT011	GOKULAKARTHIK G	0.0	AB	0.0	0.0	AB	AB	0.0	0.0	AB	0.0	0.0	0.0	0.0	0.0	54
12	19UCIT012	GOKULANARAYANAN K	0.0	10.9	14.4	0.0	5.1	6.4	14.4	0.0	13.6	14.4	0.0	14.4	0.0	14.4	47
13	19UCIT013	HARSAWARTHINI R	2.5	16.3	15.0	2.5	7.7	14.1	15.0	0.0	29.9	15.0	0.0	15.0	0.0	15.0	67
14	19UCIT014	HARSHINI M	2.5	18.4	15.0	2.5	8.6	14.1	15.0	1.7	29.9	15.0	1.7	15.0	1.6	15.0	70
15	19UCIT015	HEMASRI M	2.0	18.4	14.8	2.0	8.6	13.8	14.8	1.7	29.2	14.8	1.7	14.8	1.6	14.8	57
16	19UCIT016	KAMAL RAJ P	0.0	12.2	14.4	0.0	5.8	3.2	14.4	0.0	6.8	14.4	0.0	14.4	0.0	14.4	45
17	19UCIT017	KAVIN BABU S	0.0	AB	14.8	0.0	AB	10.9	14.8	0.0	23.1	14.8	0.0	14.8	0.0	14.8	59
18	19UCIT018	KAVIN S	2.5	9.5	14.8	2.5	4.5	9.6	14.8	1.7	20.4	14.8	1.7	14.8	1.6	14.8	38
19	19UCIT019	KAVIYA S J	2.5	17.7	14.8	2.5	8.3	13.4	14.8	1.7	28.6	14.8	1.7	14.8	1.6	14.8	62
20	19UCIT020	KOUSICK P	2.0	AB	14.4	2.0	AB	13.4	14.4	0.0	28.6	14.4	0.0	14.4	0.0	14.4	57
21	19UCIT021	LEEPIKA V R	2.5	19.0	15.0	2.5	9.0	14.1	15.0	1.7	29.9	15.0	1.7	15.0	1.6	15.0	70
22	19UCIT022	LOGESWARAN K S	2.5	12.9	14.4	2.5	6.1	13.4	14.4	1.7	28.6	14.4	1.7	14.4	1.6	14.4	70
23	19UCIT023	MADHUMITHA K	2.5	17.0	14.4	2.5	8.0	14.1	14.4	1.7	29.9	14.4	1.7	14.4	1.6	14.4	62
24	19UCIT024	MALINI V S	2.5	17.0	15.0	2.5	8.0	14.1	15.0	1.7	29.9	15.0	1.7	15.0	1.6	15.0	62
25	19UCIT025	MANIKANDAN M	2.5	16.3	15.0	2.5	7.7	14.4	15.0	1.7	30.6	15.0	1.7	15.0	1.6	15.0	60
26	19UCIT026	MANOJKUMAR P	2.0	16.3	14.4	2.0	7.7	11.2	14.4	1.7	23.8	14.4	1.7	14.4	1.6	14.4	59
27	19UCIT027	MATHIYARASI M	2.5	19.0	15.0	2.5	9.0	14.1	15.0	1.7	29.9	15.0	1.7	15.0	1.6	15.0	54
28	19UCIT028	NAVEEN K A	0.0	10.2	14.8	0.0	4.8	AB	14.8	0.0	AB	14.8	0.0	14.8	0.0	14.8	52
29	19UCIT029	NAVEENA P	2.5	17.7	14.8	2.5	8.3	14.1	14.8	1.7	29.9	14.8	1.7	14.8	1.6	14.8	66
30	19UCIT030	NEERAJ V E	0.0	12.2	14.8	0.0	5.8	0.0	14.8	0.0	0.0	14.8	0.0	14.8	0.0	14.8	52
31	19UCIT031	NIMMITHA S	2.0	15.0	13.0	2.0	7.0	13.4	13.0	0.0	28.6	13.0	0.0	13.0	0.0	13.0	49
32	19UCIT032	NISANDHINI K	2.5	16.3	15.0	2.5	7.7	12.2	15.0	1.7	25.8	15.0	1.7	15.0	1.6	15.0	59
33	19UCIT033	NITISH ARVINTH K	2.5	15.6	14.4	2.5	7.4	11.5	14.4	1.7	24.5	14.4	1.7	14.4	1.6	14.4	53
34	19UCIT034	PREM R R	2.0	16.3	14.4	2.0	7.7	11.8	14.4	1.7	25.2	14.4	1.7	14.4	1.6	14.4	66
35	19UCIT035	PRIYADHARSHINI P	2.5	17.7	15.0	2.5	8.3	10.9	15.0	1.7	23.1	15.0	1.7	15.0	1.6	15.0	60
36	19UCIT036	PRIYANKA S	2.5	18.4	14.8	2.5	8.6	12.5	14.8	1.7	26.5	14.8	1.7	14.8	1.6	14.8	53
37	19UCIT037	PUNITHA S	2.5	17.0	14.8	2.5	8.0	14.1	14.8	1.7	29.9	14.8	1.7	14.8	1.6	14.8	70
38	19UCIT038	RAMESH S	0.0	8.8	14.8	0.0	4.2	5.4	14.8	0.0	11.6	14.8	0.0	14.8	0.0	14.8	67
39	19UCIT039	RANGANATHAN M	2.0	AB	14.4	2.0	AB	8.6	14.4	0.0	18.4	14.4	0.0	14.4	0.0	14.4	61
40	19UCIT040	ROSHIN R	0.0	14.3	9.0	0.0	6.7	9.9	9.0	0.0	21.1	9.0	0.0	9.0	0.0	9.0	59
41	19UCIT041	SANGAMITHRA V	2.5	17.7	15.0	2.5	8.3	12.8	15.0	1.7	27.2	15.0	1.7	15.0	1.6	15.0	71
42	19UCIT042	SANTHIGA P	2.5	9.5	14.8	2.5	4.5	11.5	14.8	1.7	24.5	14.8	1.7	14.8	1.6	14.8	57
43	19UCIT043	SANTHOSHKUMAR S	0.0	10.2	14.8	0.0	4.8	11.2	14.8	1.7	23.8	14.8	1.7	14.8	1.6	14.8	70
44	19UCIT044	SEENIVASAN T S	0.0	15.6	14.8	0.0	7.4	11.5	14.8	1.7	24.5	14.8	1.7	14.8	1.6	14.8	50
45	19UCIT045	SHABARIGANAI S	2.5	17.0	14.4	2.5	8.0	13.8	14.4	1.7	29.2	14.4	1.7	14.4	1.6	14.4	46
46	19UCIT046	SHANGAMITHRA S	2.5	16.3	15.0	2.5	7.7	13.1	15.0	1.7	27.9	15.0	1.7	15.0	1.6	15.0	70



Dr. N. RAMAN  
PRINCIPAL  
KONGU ARTS AND SCIENCE COLLEGE  
(AUTONOMOUS)  
NANJANAPURAM, ERODE - 638 107.

47	19UCIT047	SHARMILA N R	2.5	19.0	15.0	2.5	9.0	14.4	15.0	1.7	30.6	15.0	1.7	15.0	1.6	15.0	67			
48	19UCIT048	SHELSIA P	0.0	AB	11.8	0.0	AB	8.3	11.8	0.0	17.7	11.8	0.0	11.8	0.0	11.8	59			
49	19UCIT049	SHIVADHARSHINI R	2.5	12.2	14.8	2.5	5.8	11.5	14.8	1.7	24.5	14.8	1.7	14.8	1.6	14.8	55			
50	19UCIT050	SUGASHREE R	2.5	16.3	14.4	2.5	7.7	12.2	14.4	1.7	25.8	14.4	1.7	14.4	1.6	14.4	59			
51	19UCIT051	SUKESH P	2.5	12.9	15.0	2.5	6.1	9.6	15.0	1.7	20.4	15.0	1.7	15.0	1.6	15.0	46			
52	19UCIT052	SUVETHA T P	2.5	17.0	14.8	2.5	8.0	13.4	14.8	1.7	28.6	14.8	1.7	14.8	1.6	14.8	62			
53	19UCIT053	THILAGAN M	2.5	12.2	14.8	2.5	5.8	11.2	14.8	1.7	23.8	14.8	1.7	14.8	1.6	14.8	54			
54	19UCIT054	THULASIHARIHARAN P	2.5	15.0	14.8	2.5	7.0	11.5	14.8	1.7	24.5	14.8	1.7	14.8	1.6	14.8	49			
55	19UCIT055	VENKATESHWARAN A	2.5	15.0	14.8	2.5	7.0	13.1	14.8	1.7	27.9	14.8	1.7	14.8	1.6	14.8	53			
56	19UCIT056	VIDHYASAGAR L	0.0	12.9	14.4	0.0	6.1	11.2	14.4	0.0	23.8	14.4	0.0	14.4	0.0	14.4	46			
57	19UCIT057	VIGNESHWARAN R	0.0	AB	14.4	0.0	AB	7.7	14.4	0.0	16.3	14.4	0.0	14.4	0.0	14.4	47			
58	19UCIT058	VIJAYENDRA A K	0.0	12.2	14.8	0.0	5.8	13.4	14.8	1.7	28.6	14.8	1.7	14.8	1.6	14.8	50			
59	19UCIT059	VISHVA'S P	2.5	17.7	14.8	2.5	8.3	14.1	14.8	1.7	29.9	14.8	1.7	14.8	1.6	14.8	51			
60	19UCIT060	YUVAPRIYAN K M	0.0	10.2	14.4	0.0	4.8	AB	14.4	0.0	AB	14.4	0.0	14.4	0.0	14.4	46			
<b>No. of Students Scored Set Attainment Level</b>			<b>43</b>	<b>30</b>	<b>59</b>	<b>43</b>	<b>30</b>	<b>50</b>	<b>59</b>	<b>41</b>	<b>50</b>	<b>59</b>	<b>41</b>	<b>59</b>	<b>41</b>	<b>59</b>	<b>60</b>			
<b>CO Attainment</b>			0.72	0.50	0.98	0.72	0.50	0.83	0.98	0.68	0.83	0.98	0.68	0.98	0.68	0.98	1.00			
<b>Average CO Attainment</b>			0.73			0.76			0.83			0.83			0.83			1.00		
<b>CO Attainment Level</b>			0.75						( 3 *25% )						2.25 ( 3 *75% )					
<b>Overall CO Attainment</b>			3.00 ( 0.75 + 2.25 )																	

Level 1	60 % of Students Scored more than set attainment level
Level 2	70 % of Students Scored more than set attainment level
Level 3	80 % of Students Scored more than set attainment level

Method	Weightage
CIA	25
ESE	75

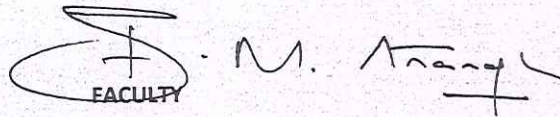


Dr. N. RAMAN  
PRINCIPAL  
KONGU ARTS AND SCIENCE COLLEGE  
(AUTONOMOUS)  
NANJANAPURAM, ERODE - 638 107.

**PROGRAMME OUTCOMES AND PROGRAMME SPECIFIC OUTCOMES ATTAINMENT**


Course	PO1	PO2	PO3	PO4	PO5	PO6	PO7	PSO1	PSO2	PSO3
A304	3.00	1.00	1.00	-	-	-	3.00	3.00	3.00	3.00

(CO Attained x PO/PSO Expected)/3

  
 FACULTY

  
 HEAD OF THE DEPARTMENT



  
**Dr. N. RAMAN**  
 PRINCIPAL,  
 KONGU ARTS AND SCIENCE COLLEGE  
 (AUTONOMOUS)  
 NANJANAPURAM, ERODE - 638 107.



**KONGU ARTS AND SCIENCE COLLEGE (AUTONOMOUS), ERODE - 638 107**  
**DEPARTMENT OF COMPUTER TECHNOLOGY AND INFORMATION TECHNOLOGY**  
**ASSESSMENT OF ATTAINMENT OF COURSE OUTCOMES**

**COURSE CODE AND NAME** 17UAMSP305 AND SKILL BASED PRACTICAL : DATABASE SYSTEMS LAB  
**FACULTY** C.UMA  
**ACADEMIC YEAR** 2020 - 2021  
**CLASS** II B.Sc. (INFORMATION TECHNOLOGY)  
**COURSE OUTCOME**

At the end of the course, students will be able to  
 CO1 Create a table and apply common SQL statement using DML to perform different operations.  
 CO2 Apply common SQL statements including DDL and aggregate functions to perform different operations.  
 CO3 Implement the concept of String functions, Date functions and Cursors.  
 CO4 Demonstrate the knowledge of Triggers and DCL statements.  
 CO5 Develop the concept of PL/SQL Procedure, Functions and Exception.

**CORRELATION LEVELS**


High	3
Medium	2
Low	1
No Correlation	-

**CO - PO, PSO CORRELATION MATRIX**

CO	PO1	PO2	PO3	PO4	PO5	PO6	PO7	PSO1	PSO2	PSO3
SP305	3	1	1	-	1	1	3	3	3	3


**COURSE OUTCOME ATTAINMENT**

Course Outcome			Internal Assessment								End Semester Examinations
			CO 1		CO 2		CO 3		CO 4	CO 5	
Programme Outcomes			PO, PSO								
Marks			10	9	10	9	10	9	9	9	
S.No.	Reg.No.	Name of the Student	Test	Model	Test	Model	Test	Model	Model	Model	
1	19UCIT001	ABISHEK R	9.3	7.6	9.3	7.6	9.3	7.6	7.6	7.6	40
2	19UCIT002	AMEERKHAM A	9.3	4	9.3	4	9.3	4	4	4	45
3	19UCIT003	ARUL KUMARAN S	8.3	6	8.3	6	8.3	6	6	6	38



**Dr. N. RAMAN**  
 PRINCIPAL  
 KONGU ARTS AND SCIENCE COLLEGE  
 (AUTONOMOUS)  
 NANJANAPURAM, ERODE - 638 107.

4	19UCIT004	ASHOK KUMAR S	10	7	10	7	10	7	7	7	45
5	19UCIT005	BHARATH NIVAS T M	8.3	6.6	8.3	6.6	8.3	6.6	6.6	6.6	39
6	19UCIT006	BHARATH S	10	9	10	9	10	9	9	9	40
7	19UCIT007	DEEPASRI M	10	7	10	7	10	7	7	7	37
8	19UCIT008	DEVAYANI V	10	9	10	9	10	9	9	9	42
9	19UCIT009	DHIVYA J	10	9	10	9	10	9	9	9	45
10	19UCIT010	GOKUL C	8	6.6	8	6.6	8	6.6	6.6	6.6	43
11	19UCIT011	GOKULAKARTHIK G	5	6.6	5	6.6	5	6.6	6.6	6.6	39
12	19UCIT012	GOKULANARAYANAN K	AB	6.6	AB	6.6	AB	6.6	6.6	6.6	43
13	19UCIT013	HARSAWARTHINI R	10	8.8	10	8.8	10	8.8	8.8	8.8	45
14	19UCIT014	HARSHINI M	9.7	9	9.7	9	9.7	9	9	9	41
15	19UCIT015	HEMASRI M	7.7	6.2	7.7	6.2	7.7	6.2	6.2	6.2	42
16	19UCIT016	KAMAL RAJ P	5	7.4	5	7.4	5	7.4	7.4	7.4	35
17	19UCIT017	KAVIN BABU S	10	7.6	10	7.6	10	7.6	7.6	7.6	42
18	19UCIT018	KAVIN S	9	4.2	9	4.2	9	4.2	4.2	4.2	35
19	19UCIT019	KAVIYA S J	9.7	7.6	9.7	7.6	9.7	7.6	7.6	7.6	39
20	19UCIT020	KOUSICK P	9.7	6.6	9.7	6.6	9.7	6.6	6.6	6.6	45
21	19UCIT021	LEEPIKA V R	10	9	10	9	10	9	9	9	44
22	19UCIT022	LOGESWARAN K S	9.3	7.6	9.3	7.6	9.3	7.6	7.6	7.6	45
23	19UCIT023	MADHUMITHA K	10	9	10	9	10	9	9	9	45
24	19UCIT024	MALINI V S	10	9	10	9	10	9	9	9	45
25	19UCIT025	MANIKANDAN M	10	7.6	10	7.6	10	7.6	7.6	7.6	41
26	19UCIT026	MANOJKUMAR P	10	6.2	10	6.2	10	6.2	6.2	6.2	41
27	19UCIT027	MATHIYARASI M	6.3	7.6	6.3	7.6	6.3	7.6	7.6	7.6	35
28	19UCIT028	NAVEEN K A	10	7.6	10	7.6	10	7.6	7.6	7.6	41
29	19UCIT029	NAVEENA P	9	8	9	8	9	8	8	8	34
30	19UCIT030	NEERAJ V E	10	8.4	10	8.4	10	8.4	8.4	8.4	43
31	19UCIT031	NIMMITHA S	10	6	10	6	10	6	6	6	34
32	19UCIT032	NISANDHINI K	8	8.2	8	8.2	8	8.2	8.2	8.2	36
33	19UCIT033	NITISH ARVINTH K	AB	4.2	AB	4.2	AB	4.2	4.2	4.2	36
34	19UCIT034	PREM R R	10	8.4	10	8.4	10	8.4	8.4	8.4	45
35	19UCIT035	PRIYADHARSHINI P	10	7.6	10	7.6	10	7.6	7.6	7.6	41
36	19UCIT036	PRIYANKA S	9.3	8	9.3	8	9.3	8	8	8	45
37	19UCIT037	PUNITHA S	9.7	8.2	9.7	8.2	9.7	8.2	8.2	8.2	42
38	19UCIT038	RAMESH S	9.3	8	9.3	8	9.3	8	8	8	42




Dr. N. RAMAN  
PRINCIPAL.

KONGU ARTS AND SCIENCE COLLEGE  
(AUTONOMOUS)  
NANJANAPURAM, ERODE - 638 107.

39	19UCIT039	RANGANATHAN M	9.3	6	9.3	6	9.3	6	6	6	42
40	19UCIT040	ROSHIN R	6	5.6	6	5.6	6	5.6	5.6	5.6	36
41	19UCIT041	SANGAMITHRA V	10	8.8	10	8.8	10	8.8	8.8	8.8	45
42	19UCIT042	SANTHIGA P	9.7	5	9.7	5	9.7	5	5	5	40
43	19UCIT043	SANTHOSHKUMAR S	6.7	6.2	6.7	6.2	6.7	6.2	6.2	6.2	45
44	19UCIT044	SEENIVASAN T S	AB	5.6	AB	5.6	AB	5.6	5.6	5.6	41
45	19UCIT045	SHABARIGANAISAN K	7.7	6.2	7.7	6.2	7.7	6.2	6.2	6.2	40
46	19UCIT046	SHANGAMITHRA S	9.7	5.6	9.7	5.6	9.7	5.6	5.6	5.6	39
47	19UCIT047	SHARMILA N R	10	9	10	9	10	9	9	9	45
48	19UCIT048	SHELSIA P	6.7	4.6	6.7	4.6	6.7	4.6	4.6	4.6	34
49	19UCIT049	SHIVADHARSHINI R	8.3	6	8.3	6	8.3	6	6	6	40
50	19UCIT050	SUGASHREE R	6.7	7.6	6.7	7.6	6.7	7.6	7.6	7.6	42
51	19UCIT051	SUKESH P	9	6.2	9	6.2	9	6.2	6.2	6.2	42
52	19UCIT052	SUVETHA T P	10	8.8	10	8.8	10	8.8	8.8	8.8	39
53	19UCIT053	THILAGAN M	8.7	4.6	8.7	4.6	8.7	4.6	4.6	4.6	33
54	19UCIT054	THULASIHARIHARAN P	10	6.2	10	6.2	10	6.2	6.2	6.2	40
55	19UCIT055	VENKATESHWARAN A	9	7.6	9	7.6	9	7.6	7.6	7.6	43
56	19UCIT056	VIDHYASAGAR L	6.3	AB	6.3	AB	6.3	AB	AB	AB	AB
57	19UCIT057	VIGNESHWARAN R	6	5.4	6	5.4	6	5.4	5.4	5.4	33
58	19UCIT058	VIJAYENDRA A K	8.3	7.4	8.3	7.4	8.3	7.4	7.4	7.4	40
59	19UCIT059	VISHVA S P	10	9	10	9	10	9	9	9	45
60	19UCIT060	YUVAPRIYAN K M	7.3	4.6	7.3	4.6	7.3	4.6	4.6	4.6	37
<b>No. of Students Scored Set Attainment Level</b>			<b>57</b>	<b>58</b>	<b>57</b>	<b>58</b>	<b>57</b>	<b>58</b>	<b>58</b>	<b>58</b>	<b>59</b>
<b>CO Attainment</b>			0.95	0.97	0.95	0.97	0.95	0.97	0.97	0.97	0.98
			0.96		0.96		0.96		0.97	0.97	0.98
<b>Average CO Attainment</b>			0.96						0.98		
<b>CO Attainment Level</b>			<b>1.2</b>	<b>( 3 *40% )</b>			<b>1.8</b>	<b>( 3 *60% )</b>			
<b>Overall CO Attainment</b>			<b>3.00</b>			<b>( 1.2 + 1.8 )</b>					

<b>Level 1</b>	60 % of Students Scored more than set attainment level
<b>Level 2</b>	70 % of Students Scored more than set attainment level
<b>Level 3</b>	80 % of Students Scored more than set attainment level

Method	Weightage
CIA(30 MARKS)	40
ESE(45 MARKS)	60



**Dr. N. RAMAN**  
PRINCIPAL,  
KONGU ARTS AND SCIENCE COLLEGE  
(AUTONOMOUS)  
NANJANAPURAM, ERODE - 638 107.

PROGRAMME OUTCOMES AND PROGRAMME SPECIFIC OUTCOMES ATTAINMENT

Course	PO1	PO2	PO3	PO4	PO5	PO6	PO7	PSO1	PSO2	PSO3
SP305	3.00	1.00	1.00	-	1.00	1.00	3.00	3.00	3.00	3.00

(CO Attained x PO/PSO Expected)/3

*[Signature]*  
FACULTY

[Uma.C]

*[Signature]*  
HEAD OF THE DEPARTMENT



*[Signature]*  
**Dr. N. RAMAN**  
PRINCIPAL,  
KONGU ARTS AND SCIENCE COLLEGE  
(AUTONOMOUS)  
NANJANAPURAM, ERODE - 638 107.

**KONGU ARTS AND SCIENCE COLLEGE (AUTONOMOUS), ERODE - 638 107**  
**DEPARTMENT OF INFORMATION TECHNOLOGY**  
**ASSESSMENT OF ATTAINMENT OF COURSE OUTCOMES**  
**17UAGNT307 FUNDAMENTALS OF ACCOUNTING**

**COURSE CODE AND NAME**  
**FACULTY**  
**ACADEMIC YEAR**  
**CLASS**  
**COURSE OUTCOME**

**S.SAVITHA**  
**2020-2021**  
**II-B.SC(IT)**

On successful completion of the course, the students will be able to  
 CO 1: Understand the basic concepts and golden rules of accounting  
 CO 2: Develop the ability to use a basic accounting system.  
 CO 3: Acquire knowledge about the subsidiary books.  
 CO4: Understand the preparation of financial statements.  
 CO 5: Acquire Knowledge in Bank Reconciliation Statement.

**CORRELATION LEVELS**

High	3
Medium	2
Low	1
No Correlation	


**CO - PO, PSO CORRELATION MATRIX**

CO	PO1	PO2	PO3	PO4	PO5	PO6	PO7	PSO1	PSO2	PSO3
17UAGNT307	3	1	3	1	1	2	3	3	3	3

**COURSE OUTCOME ATTAINMENT**

Course Outcome			End Semester Examinations
Programme Outcomes PO/PSO			
Marks			
S.No.	Reg.No.	Name of the Student	
1	19UCIT001	ABISHEK R	44
2	19UCIT002	AMEERKHAN A	67
3	19UCIT003	ARUL KUMARAN S	59
4	19UCIT004	ASHOK KUMAR S	64
5	19UCIT005	BHARATH NIVAS T M	55
6	19UCIT006	BHARATH S	69
7	19UCIT007	DEEPASRI M	69
8	19UCIT008	DEVAYANI V	69



  
**Dr. N. RAMAN**  
 PRINCIPAL,  
 KONGU ARTS AND SCIENCE COLLEGE  
 (AUTONOMOUS)  
 NANJANAPURAM, ERODE - 638 107.

9	19UCIT009	DHIVYA J	66
10	19UCIT010	GOKUL C	63
11	19UCIT011	GOKULAKARTHIK G	64
12	19UCIT012	GOKULANARAYANAN K	49
13	19UCIT013	HARSAWARTHINI R	64
14	19UCIT014	HARSHINI M	53
15	19UCIT015	HEMASRI M	66
16	19UCIT016	KAMAL RAJ P	64
17	19UCIT017	KAVIN BABU S	66
18	19UCIT018	KAVIN S	65
19	19UCIT019	KAVIYA S J	59
20	19UCIT020	KOUSICK P	67
21	19UCIT021	LEEPIKA V R	62
22	19UCIT022	LOGESWARAN K S	69
23	19UCIT023	MADHUMITHA K	66
24	19UCIT024	MALINI V S	69
25	19UCIT025	MANIKANDAN M	66
26	19UCIT026	MANOJKUMAR P	64
27	19UCIT027	MATHIYARASI M	69
28	19UCIT028	NAVEEN K A	62
29	19UCIT029	NAVEENA P	62
30	19UCIT030	NEERAJ V E	51
31	19UCIT031	NIMMITHA S	64
32	19UCIT032	NISANDHINI K	64
33	19UCIT033	NITISH ARVINTH K	60
34	19UCIT034	PREM R R	64
35	19UCIT035	PRIYADHARSHINI P	66
36	19UCIT036	PRIYANKA S	66
37	19UCIT037	PUNITHA S	69
38	19UCIT038	RAMESH S	62
39	19UCIT039	RANGANATHAN M	55
40	19UCIT040	ROSHIN R	67
41	19UCIT041	SANGAMITHRA V	69
42	19UCIT042	SANTHIGA P	42
43	19UCIT043	SANTHOSH KUMAR S	42
44	19UCIT044	SEENIVASAN T S	52
45	19UCIT045	SHABARIGANAI SAN K	45
46	19UCIT046	SHANGAMITHRA S	56
47	19UCIT047	SHARMILA N R	60
48	19UCIT048	SHELSIA P	56



Dr. N. RAMAN  
 PRINCIPAL  
 KONGU ARTS AND SCIENCE COLLEGE  
 (AUTONOMOUS)  
 NANJANAPURAM, ERODE - 638 107.

49	19UCIT049	SHIVADHARSHINI R	60
50	19UCIT050	SUGASHREE R	47
51	19UCIT051	SUKESH P	48
52	19UCIT052	SUVETHA T P	56
53	19UCIT053	THILAGAN M	48
54	19UCIT054	THULASIHARIHARAN P	46
55	19UCIT055	VENKATESHWARAN A	54
56	19UCIT056	VIDHYASAGAR L	50
57	19UCIT057	VIGNESHWARAN R	56
58	19UCIT058	VIJAYENDRA A K	50
59	19UCIT059	VISHVA S P	54
60	19UCIT060	YUVAPRIYAN K M	52
<b>No. of Students Scored Set Attainment Level</b>			<b>60</b>
<b>CO Attainment</b>			<b>1.00</b>
<b>CO Attainment Level</b>			<b>3</b>

Level 1	60 % of Students Scored more than set attainment level
Level 2	70 % of Students Scored more than set attainment level
Level 3	80 % of Students Scored more than set attainment level

Method	Weightage
ESE	100

**PROGRAMME OUTCOMES AND PROGRAMME SPECIFIC OUTCOMES ATTAINMENT**

CO	PO1	PO2	PO3	PO4	PO5	PO6	PO7	PSO1	PSO2	PSO3
17UAGNT307	3	1	3	1	1	2	3	3	3	3

(CO Attained x PO/PSO Expected)/3

*S. Senthil*  
FACULTY

*S. M. Anand*  
HOD



*Dr. N. RAMAN*  
PRINCIPAL,  
KONGU ARTS AND SCIENCE COLLEGE  
(AUTONOMOUS)  
NANJANAPURAM, ERODE - 638 107.

**KONGU ARTS AND SCIENCE COLLEGE (AUTONOMOUS), ERODE - 638 107**  
**DEPARTMENT OF COMPUTER TECHNOLOGY AND INFORMATION TECHNOLOGY**  
**ASSESSMENT OF ATTAINMENT OF COURSE OUTCOMES**

**17UAMCT401 AND OPERATING SYSTEMS**  
**C.UMA**  
**2020 - 2021**  
**II B.Sc. (INFORMATION TECHNOLOGY)**

**COURSE CODE AND NAME**  
**FACULTY**  
**ACADEMIC YEAR**  
**CLASS**  
**COURSE OUTCOME**

At the end of the course, students will be able to  
 CO1 Demonstrate the understanding of the basic functionality of operating systems.  
 CO2 Identify the concepts of processes and threads.  
 CO3 Apply the deadlock and processor scheduling.  
 CO4 Describe the memory management and virtual memory.  
 CO5 Illustrate the concepts of I/O management and disk scheduling.

**CORRELATION LEVELS**


High	3
Medium	2
Low	1
No Correlation	-

**CO - PO, PSO CORRELATION MATRIX**

CO	PO1	PO2	PO3	PO4	PO5	PO6	PO7	PSO1	PSO2	PSO3
C401	3	3	2	1	1	1	3	3	3	3

**COURSE OUTCOME ATTAINMENT**

Course Outcome			Internal Assessment														End Semester Examinations
			CO 1			CO 2				CO 3			CO 4		CO 5		
Programme Outcomes			PO, PSO														
Marks			2.5	34	15	2.5	16	16	15	1.7	34	15	1.7	15	1.6	15	
S.No.	Reg.No.	Name of the Student	Assignment 1	Test 1	Model	Assignment 1	Test 1	Test 2	Model	Assignment 2	Test 2	Model	Assignment 2	Model	Assignment 2	Model	
1	19UCIT001	ABISHEK R	2.5	15.6	9.6	2.5	7.4	13.4	9.6	1.7	28.6	9.6	1.7	9.6	1.6	9.6	54
2	19UCIT002	AMEER KHAN A	2.5	15.0	9.0	2.5	7.0	7.4	9.0	1.7	15.6	9.0	1.7	9.0	1.6	9.0	50
3	19UCIT003	ARUL KUMARAN S	2.5	15.0	8.2	2.5	7.0	11.5	8.2	1.7	24.5	8.2	1.7	8.2	1.6	8.2	56
4	19UCIT004	ASHOK KUMAR S	2.5	17.7	7.6	2.5	8.3	12.2	7.6	1.7	25.8	7.6	1.7	7.6	1.6	7.6	51
5	19UCIT005	BHARATHNIVAS	0.0	AB	6.4	0.0	AB	8.3	6.4	1.7	17.7	6.4	1.7	6.4	1.6	6.4	46
6	19UCIT006	BHARATH S	2.5	20.4	8.8	2.5	9.6	11.2	8.8	1.7	23.8	8.8	1.7	8.8	1.6	8.8	56
7	19UCIT007	DEEPASRI	2.5	21.8	9.4	2.5	10.2	13.8	9.4	1.7	29.2	9.4	1.7	9.4	1.6	9.4	57



**DR. N. RAMAN**  
 PRINCIPAL,  
 KONGU ARTS AND SCIENCE COLLEGE  
 (AUTONOMOUS)  
 NANJANAPURAM, ERODE - 638 107.



8	19UCIT008	DEVAYANI V	2.5	27.9	13.0	2.5	13.1	14.1	13.0	1.7	29.9	13.0	1.7	13.0	1.6	13.0	59
9	19UCIT009	DHIVYA J	2.5	29.9	13.2	2.5	14.1	14.7	13.2	1.7	31.3	13.2	1.7	13.2	1.6	13.2	61
10	19UCIT010	GOKUL C	2.5	23.1	9.8	2.5	10.9	12.2	9.8	1.7	25.8	9.8	1.7	9.8	1.6	9.8	49
11	19UCIT011	GOKULAKARTHIK	0.0	AB	AB	0.0	AB	AB	AB	0.0	AB	AB	0.0	AB	0.0	AB	58
12	19UCIT012	GOKULANARAYANAN K	2.5	15.0	6.4	2.5	7.0	7.7	6.4	0.0	16.3	6.4	0.0	6.4	0.0	6.4	35
13	19UCIT013	HARSAWARTHINI	2.5	27.2	13.4	2.5	12.8	13.8	13.4	1.7	29.2	13.4	1.7	13.4	1.6	13.4	65
14	19UCIT014	HARSHINI M	2.5	27.9	12.8	2.5	13.1	14.1	12.8	1.7	29.9	12.8	1.7	12.8	1.6	12.8	60
15	19UCIT015	HEMASRI	2.5	23.1	11.8	2.5	10.9	12.2	11.8	1.7	25.8	11.8	1.7	11.8	1.6	11.8	55
16	19UCIT016	KAMALRAJ P	0.0	15.6	8.2	0.0	7.4	9.6	8.2	1.7	20.4	8.2	1.7	8.2	1.6	8.2	58
17	19UCIT017	KAVIN BABU S	2.5	21.1	10.8	2.5	9.9	11.8	10.8	1.7	25.2	10.8	1.7	10.8	1.6	10.8	58
18	19UCIT018	KAVIN S	2.5	19.0	9.0	2.5	9.0	10.6	9.0	1.7	22.4	9.0	1.7	9.0	1.6	9.0	55
19	19UCIT019	KAVIYA S J	2.5	21.8	12.2	2.5	10.2	12.8	12.2	1.7	27.2	12.2	1.7	12.2	1.6	12.2	59
20	19UCIT020	KOUSICK P	0.0	24.5	10.8	0.0	11.5	13.1	10.8	1.7	27.9	10.8	1.7	10.8	1.6	10.8	56
21	19UCIT021	LEEPIKA V R	2.5	29.2	13.2	2.5	13.8	14.4	13.2	1.7	30.6	13.2	1.7	13.2	1.6	13.2	64
22	19UCIT022	LOGESHWARAN K S	2.5	17.7	7.6	2.5	8.3	9.9	7.6	1.7	21.1	7.6	1.7	7.6	1.6	7.6	52
23	19UCIT023	MADHUMITHA K	2.5	29.2	13.0	2.5	13.8	15.0	13.0	1.7	32.0	13.0	1.7	13.0	1.6	13.0	65
24	19UCIT024	MALINI V S	2.5	27.2	12.8	2.5	12.8	13.8	12.8	1.7	29.2	12.8	1.7	12.8	1.6	12.8	59
25	19UCIT025	MANIKANDAN M	2.5	23.8	11.2	2.5	11.2	12.5	11.2	1.7	26.5	11.2	1.7	11.2	1.6	11.2	55
26	19UCIT026	MANOJKUMAR P	2.5	21.1	10.4	2.5	9.9	12.2	10.4	1.7	25.8	10.4	1.7	10.4	1.6	10.4	56
27	19UCIT027	MATHIYARASI M	2.5	19.7	11.2	2.5	9.3	12.2	11.2	1.7	25.8	11.2	1.7	11.2	1.6	11.2	54
28	19UCIT028	NAVEEN KA	2.5	AB	8.2	2.5	AB	9.9	8.2	1.7	21.1	8.2	1.7	8.2	1.6	8.2	54
29	19UCIT029	NAVEENA P	2.5	21.1	10.0	2.5	9.9	11.8	10.0	1.7	25.2	10.0	1.7	10.0	1.6	10.0	52
30	19UCIT030	NEERAJ V E	2.5	15.6	3.2	2.5	7.4	AB	3.2	1.7	AB	3.2	1.7	3.2	1.6	3.2	60
31	19UCIT031	NIMMITHA S	2.5	25.2	10.8	2.5	11.8	12.5	10.8	1.7	26.5	10.8	1.7	10.8	1.6	10.8	57
32	19UCIT032	NISHANDHINI K	2.5	23.1	11.2	2.5	10.9	12.5	11.2	1.7	26.5	11.2	1.7	11.2	1.6	11.2	60
33	19UCIT033	NITISH ARVINTH K	2.5	22.4	9.8	2.5	10.6	9.6	9.8	1.7	20.4	9.8	1.7	9.8	1.6	9.8	62
34	19UCIT034	PREM R R	2.5	22.4	11.4	2.5	10.6	12.5	11.4	1.7	26.5	11.4	1.7	11.4	1.6	11.4	59
35	19UCIT035	PRIYADHARSHINI P	2.5	19.0	11.8	2.5	9.0	13.1	11.8	1.7	27.9	11.8	1.7	11.8	1.6	11.8	63
36	19UCIT036	PRIYANKA S	2.5	23.8	8.6	2.5	11.2	13.1	8.6	1.7	27.9	8.6	1.7	8.6	1.6	8.6	60
37	19UCIT037	PUNITHA S	2.5	23.8	8.6	2.5	11.2	13.1	8.6	1.7	27.9	8.6	1.7	8.6	1.6	8.6	60
38	19UCIT038	RAMESH S	2.5	27.9	12.2	2.5	13.1	13.4	12.2	1.7	28.6	12.2	1.7	12.2	1.6	12.2	63
39	19UCIT039	RANGANATHAN M	2.5	27.9	12.2	2.5	13.1	13.4	12.2	1.7	28.6	12.2	1.7	12.2	1.6	12.2	63
40	19UCIT040	ROSHIN R	2.5	17.0	9.0	2.5	8.0	11.2	9.0	1.7	23.8	9.0	1.7	9.0	1.6	9.0	57
41	19UCIT041	SANGAMITHRA V	2.5	17.0	9.0	2.5	8.0	11.2	9.0	1.7	23.8	9.0	1.7	9.0	1.6	9.0	57
42	19UCIT042	SANTHIGA P	2.5	21.1	10.2	2.5	9.9	11.2	10.2	1.7	23.8	10.2	1.7	10.2	1.6	10.2	59
43	19UCIT043	SANTHOSH KUMAR	2.5	21.1	10.2	2.5	9.9	11.2	10.2	1.7	23.8	10.2	1.7	10.2	1.6	10.2	59
44	19UCIT044	SEENIVASAN T S	2.5	11.6	7.4	2.5	5.4	8.3	7.4	1.7	17.7	7.4	1.7	7.4	1.6	7.4	58
45	19UCIT045	SHABARIGANAISAN K	2.5	11.6	7.4	2.5	5.4	8.3	7.4	1.7	17.7	7.4	1.7	7.4	1.6	7.4	58
46	19UCIT046	SHANGAMITHRA S	2.5	25.2	13.4	2.5	11.8	13.1	13.4	1.7	27.9	13.4	1.7	13.4	1.6	13.4	63
46	19UCIT046	SHANGAMITHRA S	2.5	25.2	13.4	2.5	11.8	13.1	13.4	1.7	27.9	13.4	1.7	13.4	1.6	13.4	63
47	19UCIT047	SANGAMITHRA V	2.5	25.2	13.4	2.5	11.8	13.1	13.4	1.7	27.9	13.4	1.7	13.4	1.6	13.4	63
48	19UCIT048	SANTHIGA P	2.5	16.3	10.2	2.5	7.7	11.5	10.2	1.7	24.5	10.2	1.7	10.2	1.6	10.2	59
49	19UCIT049	SANTHOSH KUMAR	2.5	16.3	10.2	2.5	7.7	11.5	10.2	1.7	24.5	10.2	1.7	10.2	1.6	10.2	59
50	19UCIT050	SEENIVASAN T S	2.5	16.3	10.2	2.5	7.7	11.5	10.2	1.7	24.5	10.2	1.7	10.2	1.6	10.2	59
51	19UCIT051	SHABARIGANAISAN K	2.5	16.3	10.2	2.5	7.7	11.5	10.2	1.7	24.5	10.2	1.7	10.2	1.6	10.2	59
52	19UCIT052	SHANGAMITHRA S	2.5	16.3	10.2	2.5	7.7	11.5	10.2	1.7	24.5	10.2	1.7	10.2	1.6	10.2	59
53	19UCIT053	SEENIVASAN T S	2.5	16.3	10.2	2.5	7.7	11.5	10.2	1.7	24.5	10.2	1.7	10.2	1.6	10.2	59
54	19UCIT054	SHABARIGANAISAN K	2.5	16.3	10.2	2.5	7.7	11.5	10.2	1.7	24.5	10.2	1.7	10.2	1.6	10.2	59
55	19UCIT055	SHANGAMITHRA S	2.5	16.3	10.2	2.5	7.7	11.5	10.2	1.7	24.5	10.2	1.7	10.2	1.6	10.2	59
56	19UCIT056	SEENIVASAN T S	2.5	16.3	10.2	2.5	7.7	11.5	10.2	1.7	24.5	10.2	1.7	10.2	1.6	10.2	59
57	19UCIT057	SHABARIGANAISAN K	2.5	16.3	10.2	2.5	7.7	11.5	10.2	1.7	24.5	10.2	1.7	10.2	1.6	10.2	59
58	19UCIT058	SHANGAMITHRA S	2.5	16.3	10.2	2.5	7.7	11.5	10.2	1.7	24.5	10.2	1.7	10.2	1.6	10.2	59
59	19UCIT059	SEENIVASAN T S	2.5	16.3	10.2	2.5	7.7	11.5	10.2	1.7	24.5	10.2	1.7	10.2	1.6	10.2	59
60	19UCIT060	SHABARIGANAISAN K	2.5	16.3	10.2	2.5	7.7	11.5	10.2	1.7	24.5	10.2	1.7	10.2	1.6	10.2	59
61	19UCIT061	SHANGAMITHRA S	2.5	16.3	10.2	2.5	7.7	11.5	10.2	1.7	24.5	10.2	1.7	10.2	1.6	10.2	59
62	19UCIT062	SEENIVASAN T S	2.5	16.3	10.2	2.5	7.7	11.5	10.2	1.7	24.5	10.2	1.7	10.2	1.6	10.2	59
63	19UCIT063	SHABARIGANAISAN K	2.5	16.3	10.2	2.5	7.7	11.5	10.2	1.7	24.5	10.2	1.7	10.2	1.6	10.2	59
64	19UCIT064	SHANGAMITHRA S	2.5	16.3	10.2	2.5	7.7	11.5	10.2	1.7	24.5	10.2	1.7	10.2	1.6	10.2	59
65	19UCIT065	SEENIVASAN T S	2.5	16.3	10.2	2.5	7.7	11.5	10.2	1.7	24.5	10.2	1.7	10.2	1.6	10.2	59
66	19UCIT066	SHABARIGANAISAN K	2.5	16.3	10.2	2.5	7.7	11.5	10.2	1.7	24.5	10.2	1.7	10.2	1.6	10.2	59
67	19UCIT067	SHANGAMITHRA S	2.5	16.3	10.2	2.5	7.7	11.5	10.2	1.7	24.5	10.2	1.7	10.2	1.6	10.2	59
68	19UCIT068	SEENIVASAN T S	2.5	16.3	10.2	2.5	7.7	11.5	10.2	1.7	24.5	10.2	1.7	10.2	1.6	10.2	59
69	19UCIT069	SHABARIGANAISAN K	2.5	16.3	10.2	2.5	7.7	11.5	10.2	1.7	24.5	10.2	1.7	10.2	1.6	10.2	59
70	19UCIT070	SHANGAMITHRA S	2.5	16.3	10.2	2.5	7.7	11.5	10.2	1.7	24.5	10.2	1.7	10.2	1.6	10.2	59




Dr. B. BRIJAN  
 PRINCIPAL,  
 KONGU ARTS AND SCIENCE COLLEGE  
 (AUTONOMOUS)  
 NANJANAPURAM, ERODE - 638 107.

47	19UCIT047	SHARMILA N R	2.5	30.6	12.4	2.5	14.4	14.1	12.4	1.7	29.9	12.4	1.7	12.4	1.6	12.4	61
48	19UCIT048	SHELSIA P	2.5	19.7	8.4	2.5	9.3	9.9	8.4	1.7	21.1	8.4	1.7	8.4	1.6	8.4	57
49	19UCIT049	SHIVADHARSHINI R	2.5	19.7	8.8	2.5	9.3	9.6	8.8	1.7	20.4	8.8	1.7	8.8	1.6	8.8	57
50	19UCIT050	SUGASHREE R	2.5	16.3	10.0	2.5	7.7	9.0	10.0	1.7	19.0	10.0	1.7	10.0	1.6	10.0	56
51	19UCIT051	SUKESH P	0.0	18.4	8.4	0.0	8.6	9.0	8.4	1.7	19.0	8.4	1.7	8.4	1.6	8.4	44
52	19UCIT052	SUVETHA T P	2.5	29.2	13.4	2.5	13.8	13.8	13.4	1.7	29.2	13.4	1.7	13.4	1.6	13.4	61
53	19UCIT053	THILAGAN M	2.5	21.1	8.4	2.5	9.9	9.9	8.4	1.7	21.1	8.4	1.7	8.4	1.6	8.4	56
54	19UCIT054	THULASI HARRIHARAN P	2.5	21.1	9.2	2.5	9.9	11.5	9.2	1.7	24.5	9.2	1.7	9.2	1.6	9.2	59
55	19UCIT055	VENKATESHWARAN A	2.5	19.0	8.8	2.5	9.0	11.8	8.8	1.7	25.2	8.8	1.7	8.8	1.6	8.8	59
56	19UCIT056	VIDHTASAGAR	2.5	AB	8.6	2.5	AB	10.9	8.6	1.7	23.1	8.6	1.7	8.6	1.6	8.6	57
57	19UCIT057	VIGNESHWARAN R	0.0	21.1	7.4	0.0	9.9	7.4	7.4	1.7	15.6	7.4	1.7	7.4	1.6	7.4	54
58	19UCIT058	VIJAYENDRA A.K	2.5	21.8	8.4	2.5	10.2	13.1	8.4	1.7	27.9	8.4	1.7	8.4	1.6	8.4	57
59	19UCIT059	VISHVA S.P	2.5	27.2	12.8	2.5	12.8	12.2	12.8	1.7	25.8	12.8	1.7	12.8	1.6	12.8	62
60	19UCIT060	YUVAPRIYAN K.M	0.0	19.0	7.0	0.0	9.0	7.7	7.0	1.7	16.3	7.0	1.7	7.0	1.6	7.0	59
<b>No. of Students Scored Set Attainment Level</b>			<b>53</b>	<b>52</b>	<b>56</b>	<b>53</b>	<b>52</b>	<b>58</b>	<b>56</b>	<b>58</b>	<b>58</b>	<b>56</b>	<b>58</b>	<b>56</b>	<b>58</b>	<b>56</b>	<b>60</b>
			0.88	0.87	0.93	0.88	0.87	0.97	0.93	0.97	0.97	0.93	0.97	0.93	0.97	0.93	1.00
<b>CO Attainment</b>			0.89			0.91			0.96			0.95			1.00		
<b>Average CO Attainment</b>			0.93														
<b>CO Attainment Level</b>			0.75 ( 3 *25% )						2.25 ( 3 *75% )								
<b>Overall CO Attainment</b>			3.00 ( 0.75 + 2.25 )														

Level 1	60 % of Students Scored more than set attainment level
Level 2	70 % of Students Scored more than set attainment level
Level 3	80 % of Students Scored more than set attainment level

Method	Weightage
CIA	25
ESE	75



  
**Dr. N. RAMAN**  
 PRINCIPAL,  
 KONGU ARTS AND SCIENCE COLLEGE  
 (AUTONOMOUS)  
 NANJANAPURAM, ERODE - 638 107.

**PROGRAMME OUTCOMES AND PROGRAMME SPECIFIC OUTCOMES ATTAINMENT**

Course	PO1	PO2	PO3	PO4	PO5	PO6	PO7	PSO1	PSO2	PSO3
C401	3.00	3.00	2.00	1.00	1.00	1.00	3.00	3.00	3.00	3.00

(CO Attained x PO/PSO Expected)/3

*Uma.C*  
 FACULTY  
 [Uma.C]

*J. M. Anand*  
 HEAD OF THE DEPARTMENT



*L*  
**Dr. N. RAMAN**  
 PRINCIPAL,  
 KONGU ARTS AND SCIENCE COLLEGE  
 (AUTONOMOUS)  
 NANJANAPURAM, ERODE - 638 107.

**KONGU ARTS AND SCIENCE COLLEGE (AUTONOMOUS), ERODE - 638 107**  
**DEPARTMENT OF COMPUTER TECHNOLOGY AND INFORMATION TECHNOLOGY**  
**ASSESSMENT OF ATTAINMENT OF COURSE OUTCOMES**

**COURSE CODE AND NAME**  
**FACULTY**  
**ACADEMIC YEAR**  
**CLASS**  
**COURSE OUTCOME**

**17UAMCT402 AND WEB TECHNOLOGY**  
**P.KALARANI**  
**2020-2021**  
**II B.Sc. (INFORMATION TECHNOLOGY)**

At the end of the course, students will be able to  
 CO1 Demonstrate the understanding of web programming and Internet.  
 CO2 Create web pages using XHTML and Cascading Style Sheet.  
 CO3 Build the dynamic web pages using JavaScript.  
 CO4 Implement the advanced concepts such as Servlets and JSP to create dynamic web pages.  
 CO5 Illustrate XML documents, schemas and build interactive web applications using AJAX.

**CORRELATION LEVELS**


High	3
Medium	2
Low	1
No Correlation	-

**CO - PO, PSO CORRELATION MATRIX**

CO	PO1	PO2	PO3	PO4	PO5	PO6	PO7	PSO1	PSO2	PSO3
C402	3	3	2	1	1	1	3	3	2	3


**COURSE OUTCOME ATTAINMENT**

Course Outcome			Internal Assessment													End Semester Examinations	
			CO 1			CO 2				CO 3			CO 4		CO 5		
Programme Outcomes			PO, PSO														
Marks			2.5	34	15	2.5	16	16	15	1.7	34	15	1.7	15	1.6		15
S.No.	Reg.No.	Name of the Student	Assignment 1	Test 1	Model	Assignment 1	Test 1	Test 2	Model	Assignment 2	Test 2	Model	Assignment 2	Model	Assignment 2	Model	
1	19UCIT001	ABISHEK R	2.5	21.8	11.4	2.5	10.2	11.8	11.4	1.7	25.2	11.4	1.7	11.4	1.6	11.4	53
2	19UCIT002	AMEER KHAN A	2.5	16.3	6.4	2.5	7.7	6.1	6.4	1.7	12.9	6.4	1.7	6.4	1.6	6.4	48
3	19UCIT003	ARUL KUMARAN S	2.5	21.8	10.2	2.5	10.2	10.9	10.2	1.7	23.1	10.2	1.7	10.2	1.6	10.2	54
4	19UCIT004	ASHOK KUMAR S	2.5	23.1	9.0	2.5	10.9	11.5	9.0	1.7	24.5	9.0	1.7	9.0	1.6	9.0	51
5	19UCIT005	BHARATHNIVAS	0.0	15.6	6.4	0.0	7.4	8.0	6.4	1.7	17.0	6.4	1.7	6.4	1.6	6.4	52
6	19UCIT006	BHARATH S	2.5	21.1	9.4	2.5	9.9	10.2	9.4	1.7	21.8	9.4	1.7	9.4	1.6	9.4	55
7	19UCIT007	DEEPASRI	2.5	17.7	10.2	2.5	8.3	11.2	10.2	1.7	23.8	10.2	1.7	10.2	1.6	10.2	59



**DR. N. RAMAN**  
 PRINCIPAL,  
 KONGU ARTS AND SCIENCE COLLEGE  
 (AUTONOMOUS)  
 NANJANAPURAM, ERODE - 638 107.

8	19UCIT008	DEVAYANI V	2.5	28.6	13.6	2.5	13.4	12.5	13.6	1.7	26.5	13.6	1.7	13.6	1.6	13.6	61
9	19UCIT009	DHIVYA J	2.5	30.6	13.0	2.5	14.4	13.1	13.0	1.7	27.9	13.0	1.7	13.0	1.6	13.0	65
10	19UCIT010	GOKUL C	2.5	22.4	9.4	2.5	10.6	9.6	9.4	1.7	20.4	9.4	1.7	9.4	1.6	9.4	46
11	19UCIT011	GOKULAKARTHIK	0.0	AB	AB	0.0	AB	AB	AB	0.0	AB	AB	0.0	AB	0.0	AB	51
12	19UCIT012	GOKULANARAYANAN K	0.0	17.0	6.4	0.0	8.0	7.0	6.4	0.0	15.0	6.4	0.0	6.4	0.0	6.4	44
13	19UCIT013	HARSAWARTHINI	2.5	30.6	13.6	2.5	14.4	13.4	13.6	1.7	28.6	13.6	1.7	13.6	1.6	13.6	61
14	19UCIT014	HARSHINI M	2.5	28.6	12.6	2.5	13.4	13.4	12.6	1.7	28.6	12.6	1.7	12.6	1.6	12.6	60
15	19UCIT015	HEMASRI	2.5	21.8	9.4	2.5	10.2	11.8	9.4	1.7	25.2	9.4	1.7	9.4	1.6	9.4	58
16	19UCIT016	KAMALRAJ P	2.5	15.0	6.8	2.5	7.0	9.3	6.8	1.7	19.7	6.8	1.7	6.8	1.6	6.8	47
17	19UCIT017	KAVIN BABU S	2.5	21.8	12.2	2.5	10.2	11.2	12.2	1.7	23.8	12.2	1.7	12.2	1.6	12.2	61
18	19UCIT018	KAVIN S	2.5	23.1	7.4	2.5	10.9	7.7	7.4	1.7	16.3	7.4	1.7	7.4	1.6	7.4	47
19	19UCIT019	KAVIYA S J	2.5	21.8	12.6	2.5	10.2	11.2	12.6	1.7	23.8	12.6	1.7	12.6	1.6	12.6	60
20	19UCIT020	KOUSICK P	2.5	19.7	11.4	2.5	9.3	9.3	11.4	1.7	19.7	11.4	1.7	11.4	1.6	11.4	55
21	19UCIT021	LEEPIKA V R	2.5	27.9	13.6	2.5	13.1	13.8	13.6	1.7	29.2	13.6	1.7	13.6	1.6	13.6	64
22	19UCIT022	LOGESHWARAN K S	2.5	23.1	7.0	2.5	10.9	9.3	7.0	1.7	19.7	7.0	1.7	7.0	1.6	7.0	49
23	19UCIT023	MADHUMITHA K	2.5	29.9	13.6	2.5	14.1	14.4	13.6	1.7	30.6	13.6	1.7	13.6	1.6	13.6	67
24	19UCIT024	MALINI V S	2.5	26.5	13.2	2.5	12.5	11.5	13.2	1.7	24.5	13.2	1.7	13.2	1.6	13.2	57
25	19UCIT025	MANIKANDAN M	2.5	23.8	9.8	2.5	11.2	12.2	9.8	1.7	25.8	9.8	1.7	9.8	1.6	9.8	56
26	19UCIT026	MANOJKUMAR P	2.5	24.5	11.0	2.5	11.5	11.5	11.0	1.7	24.5	11.0	1.7	11.0	1.6	11.0	52
27	19UCIT027	MATHIYARASI M	2.5	25.8	13.0	2.5	12.2	11.8	13.0	1.7	25.2	13.0	1.7	13.0	1.6	13.0	56
28	19UCIT028	NAVEEN KA	2.5	19.7	8.2	2.5	9.3	9.6	8.2	1.7	20.4	8.2	1.7	8.2	1.6	8.2	46
29	19UCIT029	NAVEENA P	2.5	23.1	11.2	2.5	10.9	10.9	11.2	1.7	23.1	11.2	1.7	11.2	1.6	11.2	54
30	19UCIT030	NEERAJ V E	2.5	17.0	6.2	2.5	8.0	AB	6.2	1.7	AB	6.2	1.7	6.2	1.6	6.2	42
31	19UCIT031	NIMMITHA S	2.5	21.8	12.4	2.5	10.2	9.3	12.4	1.7	19.7	12.4	1.7	12.4	1.6	12.4	55
32	19UCIT032	NISHANDHINI K	2.5	27.2	10.6	2.5	12.8	11.5	10.6	1.7	24.5	10.6	1.7	10.6	1.6	10.6	56
33	19UCIT033	NITISH ARVINTH K	2.5	21.1	11.0	2.5	9.9	9.9	11.0	1.7	21.1	11.0	1.7	11.0	1.6	11.0	53
34	19UCIT034	PREM R R	2.5	25.2	8.6	2.5	11.8	12.2	8.6	1.7	25.8	8.6	1.7	8.6	1.6	8.6	56
35	19UCIT035	PRIYADHARSHINI P	2.5	26.5	12.2	2.5	12.5	13.1	12.2	1.7	27.9	12.2	1.7	12.2	1.6	12.2	60
36	19UCIT036	PRIYANKA S	2.5	27.9	8.8	2.5	13.1	9.3	8.8	1.7	19.7	8.8	1.7	8.8	1.6	8.8	57
37	19UCIT037	PUNITHA S	2.5	26.5	12.6	2.5	12.5	13.4	12.6	1.7	28.6	12.6	1.7	12.6	1.6	12.6	57
38	19UCIT038	RAMESH S	0.0	20.4	10.2	0.0	9.6	9.9	10.2	1.7	21.1	10.2	1.7	10.2	1.6	10.2	53
39	19UCIT039	RANGANATHAN M	2.5	24.5	11.2	2.5	11.5	11.5	11.2	1.7	24.5	11.2	1.7	11.2	1.6	11.2	51
40	19UCIT040	ROSHIN R	2.5	22.4	8.4	2.5	10.6	9.3	8.4	1.7	19.7	8.4	1.7	8.4	1.6	8.4	53
41	19UCIT041	SANGAMITHRA V	2.5	28.6	13.4	2.5	13.4	13.8	13.4	1.7	29.2	13.4	1.7	13.4	1.6	13.4	64
42	19UCIT042	SANTHIGA P	2.5	26.5	10.8	2.5	12.5	12.2	10.8	1.7	25.8	10.8	1.7	10.8	1.6	10.8	55
43	19UCIT043	SANTHOSH KUMAR	2.5	23.8	8.6	2.5	11.2	10.6	8.6	1.7	22.4	8.6	1.7	8.6	1.6	8.6	53
44	19UCIT044	SEENIVASAN T S	2.5	22.4	8.2	2.5	10.6	10.9	8.2	1.7	23.1	8.2	1.7	8.2	1.6	8.2	52
45	19UCIT045	SHABARIGANAISAN K	2.5	22.4	10.0	2.5	10.6	10.9	10.0	1.7	23.1	10.0	1.7	10.0	1.6	10.0	46
46	19UCIT046	SHANGAMITHRA S	2.5	29.2	12.0	2.5	13.8	10.6	12.0	1.7	22.4	12.0	1.7	12.0	1.6	12.0	57



Dr. N. RAMAN  
PRINCIPAL,  
KONGU ARTS AND SCIENCE COLLEGE  
(AUTONOMOUS)  
NANJANAPURAM, ERODE - 638 107.

47	19UCIT047	SHARMILA N R	2.5	28.6	12.4	2.5	13.4	11.5	12.4	1.7	24.5	12.4	1.7	12.4	1.6	12.4	66
48	19UCIT048	SHELSIA P	2.5	20.4	9.2	2.5	9.6	10.9	9.2	1.7	23.1	9.2	1.7	9.2	1.6	9.2	49
49	19UCIT049	SHIVADHARSHINI R	2.5	16.3	9.0	2.5	7.7	10.6	9.0	1.7	22.4	9.0	1.7	9.0	1.6	9.0	51
50	19UCIT050	SUGASHREE R	2.5	18.4	8.4	2.5	8.6	10.6	8.4	1.7	22.4	8.4	1.7	8.4	1.6	8.4	52
51	19UCIT051	SUKESH P	0.0	19.7	10.8	0.0	9.3	8.3	10.8	1.7	17.7	10.8	1.7	10.8	1.6	10.8	45
52	19UCIT052	SUVETHA T P	2.5	29.2	13.8	2.5	13.8	13.8	13.8	1.7	29.2	13.8	1.7	13.8	1.6	13.8	65
53	19UCIT053	THILAGAN M	2.5	19.0	8.8	2.5	9.0	9.3	8.8	1.7	19.7	8.8	1.7	8.8	1.6	8.8	52
54	19UCIT054	THULASI HARRIHARAN P	2.5	21.8	9.4	2.5	10.2	9.6	9.4	1.7	20.4	9.4	1.7	9.4	1.6	9.4	54
55	19UCIT055	VENKATESHWARAN A	2.5	19.0	8.2	2.5	9.0	9.3	8.2	1.7	19.7	8.2	1.7	8.2	1.6	8.2	53
56	19UCIT056	VIDHTASAGAR	2.5	AB	10.2	2.5	AB	10.9	10.2	1.7	23.1	10.2	1.7	10.2	1.6	10.2	53
57	19UCIT057	VIGNESHWARAN R	0.0	19.7	9.4	0.0	9.3	9.0	9.4	1.7	19.0	9.4	1.7	9.4	1.6	9.4	44
58	19UCIT058	VIJAYENDRA A.K	2.5	25.2	9.4	2.5	11.8	10.2	9.4	1.7	21.8	9.4	1.7	9.4	1.6	9.4	50
59	19UCIT059	VISHVA S.P	2.5	23.8	11.0	2.5	11.2	10.9	11.0	1.7	23.1	11.0	1.7	11.0	1.6	11.0	59
60	19UCIT060	YUVAPRIYAN K.M	0.0	17.7	7.2	0.0	8.3	8.3	7.2	1.7	17.7	7.2	1.7	7.2	1.6	7.2	50
<b>No. of Students Scored Set Attainment Level</b>			<b>53</b>	<b>57</b>	<b>55</b>	<b>53</b>	<b>57</b>	<b>56</b>	<b>55</b>	<b>58</b>	<b>56</b>	<b>55</b>	<b>58</b>	<b>55</b>	<b>58</b>	<b>55</b>	<b>60</b>
<b>CO Attainment</b>			<b>0.88</b>	<b>0.95</b>	<b>0.92</b>	<b>0.88</b>	<b>0.95</b>	<b>0.93</b>	<b>0.92</b>	<b>0.97</b>	<b>0.93</b>	<b>0.92</b>	<b>0.97</b>	<b>0.92</b>	<b>0.97</b>	<b>0.92</b>	<b>1.00</b>
<b>Average CO Attainment</b>			0.92		0.92		0.94		0.95		0.95		0.95		1.00		
<b>CO Attainment Level</b>			0.75 ( 3 *25% )										2.25 ( 3 *75% )		1.00		
<b>Overall CO Attainment</b>			3.00 ( 0.75 + 2.25 )														

Level 1	60 % of Students Scored more than set attainment level
Level 2	70 % of Students Scored more than set attainment level
Level 3	80 % of Students Scored more than set attainment level

Method	Weightage
CIA	25
ESE	75



Dr. N. RAMAN  
PRINCIPAL,  
KONGU ARTS AND SCIENCE COLLEGE  
(AUTONOMOUS)  
NANJANAPURAM, ERODE - 638 107.


PROGRAMME OUTCOMES AND PROGRAMME SPECIFIC OUTCOMES ATTAINMENT

Course	PO1	PO2	PO3	PO4	PO5	PO6	PO7	PSO1	PSO2	PSO3
C402	3.00	3.00	2.00	1.00	1.00	1.00	3.00	3.00	2.00	3.00

(CO Attained x PO/PSO Expected)/3

*P. Kalarani*  
 FACULTY  
 [P. KALARANI]

*S. M. Aravind*  
 HEAD OF THE DEPARTMENT



*Dr. N. Ramana*  
 Dr. N. RAMAN  
 PRINCIPAL  
 KONGU ARTS AND SCIENCE COLLEGE  
 (AUTONOMOUS)  
 NANJANAPURAM, ERODE - 638 107.

**KONGU ARTS AND SCIENCE COLLEGE (AUTONOMOUS), ERODE - 638 107**  
**DEPARTMENT OF COMPUTER TECHNOLOGY AND INFORMATION TECHNOLOGY**  
**ASSESSMENT OF ATTAINMENT OF COURSE OUTCOMES**

**COURSE CODE AND NAME**  
**FACULTY**  
**ACADEMIC YEAR**  
**CLASS**

**17UAMCP403 AND CORE LAB 4 : Web Technology Lab**  
**P.KALARANI**  
**2020-2021**  
**II B.Sc. (INFORMATION TECHNOLOGY)**

**COURSE OUTCOME**

At the end of the course, students will be able to  
 CO1 Identify the basic HTML elements and their attributes.  
 CO2 Build a static website and add dynamic functionality to it by using JavaScript.  
 CO3 Develop online applications using Servlets and JSP.  
 CO4 Implement XML documents and schemas.  
 CO5 Design and launch web services.

**CORRELATION LEVELS**

High	3
Medium	2
Low	1
No Correlation	-

**CO - PO, PSO CORRELATION MATRIX**

CO	PO1	PO2	PO3	PO4	PO5	PO6	PO7	PSO1	PSO2	PSO3
CP403	3	3	2	1	1	1	3	3	2	3

**COURSE OUTCOME ATTAINMENT**

Course Outcome			Internal Assessment							End Semester Examinations	
			CO 1	CO 2		CO 3		CO 4	CO 5		
Programme Outcomes			PO, PSO								
Marks			14	12	14	12	12	12	12		12
S.No.	Reg.No.	Name of the Student	Test	Model	Test	Model	Test	Model	Model		Model
1	19UCIT001	ABISHEK R	12.3	11.2	12.3	11.2	10.5	11.2	11.2	11.2	53
2	19UCIT002	AMEER KHAN A	12.6	10.0	12.6	10.0	10.8	10.0	10.0	10.0	54
3	19UCIT003	ARUL KUMARAN S	10.5	10.8	10.5	10.8	9.0	10.8	10.8	10.8	55



**Dr. N. RAMAN**  
 PRINCIPAL,  
 KONGU ARTS AND SCIENCE COLLEGE  
 (AUTONOMOUS)  
 NANJANAPURAM, ERODE - 638 107.



4	19UCIT004	ASHOK KUMAR S	13.0	11.0	13.0	11.0	11.1	11.0	11.0	11.0	58
5	19UCIT005	BHARATHNIVAS	12.3	9.6	12.3	9.6	10.5	9.6	9.6	9.6	60
6	19UCIT006	BHARATH S	13.0	11.0	13.0	11.0	11.1	11.0	11.0	11.0	50
7	19UCIT007	DEEPASRI	7.0	11.8	7.0	11.8	6.0	11.8	11.8	11.8	57
8	19UCIT008	DEVAYANI V	13.0	11.6	13.0	11.6	11.1	11.6	11.6	11.6	60
9	19UCIT009	DHIVYA J	13.7	12.0	13.7	12.0	11.7	12.0	12.0	12.0	60
10	19UCIT010	GOKUL C	14.0	10.2	14.0	10.2	12.0	10.2	10.2	10.2	51
11	19UCIT011	GOKULAKARTHIK	11.9	AB	11.9	AB	10.2	AB	AB	AB	60
12	19UCIT012	GOKULANARAYANAN K	12.3	10.0	12.3	10.0	10.5	10.0	10.0	10.0	58
13	19UCIT013	HARSAWARTHINI	13.3	11.6	13.3	11.6	11.4	11.6	11.6	11.6	57
14	19UCIT014	HARSHINI M	12.6	11.8	12.6	11.8	10.8	11.8	11.8	11.8	59
15	19UCIT015	HEMASRI	13.7	11.6	13.7	11.6	11.7	11.6	11.6	11.6	56
16	19UCIT016	KAMALRAJ P	11.9	9.8	11.9	9.8	10.2	9.8	9.8	9.8	55
17	19UCIT017	KAVIN BABU S	14.0	11.2	14.0	11.2	12.0	11.2	11.2	11.2	56
18	19UCIT018	KAVIN S	11.9	10.8	11.9	10.8	10.2	10.8	10.8	10.8	57
19	19UCIT019	KAVIYA S J	11.9	11.6	11.9	11.6	10.2	11.6	11.6	11.6	60
20	19UCIT020	KOUSICK P	13.3	10.8	13.3	10.8	11.4	10.8	10.8	10.8	58
21	19UCIT021	LEEPIKA V R	14.0	12.0	14.0	12.0	12.0	12.0	12.0	12.0	57
22	19UCIT022	LOGESHWARAN K S	14.0	11.8	14.0	11.8	12.0	11.8	11.8	11.8	60
23	19UCIT023	MADHUMITHA K	14.0	12.0	14.0	12.0	12.0	12.0	12.0	12.0	60
24	19UCIT024	MALINI V S	14.0	12.0	14.0	12.0	12.0	12.0	12.0	12.0	60
25	19UCIT025	MANIKANDAN M	12.6	11.4	12.6	11.4	10.8	11.4	11.4	11.4	60
26	19UCIT026	MANOJKUMAR P	12.6	10.8	12.6	10.8	10.8	10.8	10.8	10.8	57
27	19UCIT027	MATHIYARASI M	13.7	11.6	13.7	11.6	11.7	11.6	11.6	11.6	56
28	19UCIT028	NAVEEN KA	AB	10.0	AB	10.0	AB	10.0	10.0	10.0	60
29	19UCIT029	NAVEENA P	12.6	11.8	12.6	11.8	10.8	11.8	11.8	11.8	60
30	19UCIT030	NEERAJ V E	AB	11.2	AB	11.2	AB	11.2	11.2	11.2	54
31	19UCIT031	NIMMITHA S	13.7	11.4	13.7	11.4	11.7	11.4	11.4	11.4	60
32	19UCIT032	NISHANDHINI K	14.0	11.6	14.0	11.6	12.0	11.6	11.6	11.6	60
33	19UCIT033	NITISH ARVINTH K	13.0	11.2	13.0	11.2	11.1	11.2	11.2	11.2	54
34	19UCIT034	PREM R R	14.0	11.0	14.0	11.0	12.0	11.0	11.0	11.0	56
35	19UCIT035	PRIYADHARSHINI P	13.3	11.4	13.3	11.4	11.4	11.4	11.4	11.4	56
36	19UCIT036	PRIYANKA S	12.6	11.8	12.6	11.8	10.8	11.8	11.8	11.8	60
37	19UCIT037	PUNITHA S	13.3	11.6	13.3	11.6	11.4	11.6	11.6	11.6	55
38	19UCIT038	RAMESH S	13.0	11.2	13.0	11.2	11.1	11.2	11.2	11.2	50




Dr. N. RAMAN  
PRINCIPAL,  
KONGU ARTS AND SCIENCE COLLEGE  
(AUTONOMOUS)  
NANJANAPURAM, ERODE - 638 107.

39	19UCIT039	RANGANATHAN M	14.0	11.6	14.0	11.6	12.0	11.6	11.6	11.6	60
40	19UCIT040	ROSHIN R	14.7	11.6	14.7	11.6	12.6	11.6	11.6	11.6	57
41	19UCIT041	SANGAMITHRA V	13.0	12.0	13.0	12.0	11.1	12.0	12.0	12.0	58
42	19UCIT042	SANTHIGA P	14.0	11.6	14.0	11.6	12.0	11.6	11.6	11.6	57
43	19UCIT043	SANTHOSH KUMAR	13.0	10.8	13.0	10.8	11.1	10.8	10.8	10.8	56
44	19UCIT044	SEENTIVASAN T S	13.3	10.4	13.3	10.4	11.4	10.4	10.4	10.4	58
45	19UCIT045	SHABARIGANAISAN K	11.9	10.8	11.9	10.8	10.2	10.8	10.8	10.8	53
46	19UCIT046	SHANGAMITHRA S	13.0	12.0	13.0	12.0	11.1	12.0	12.0	12.0	58
47	19UCIT047	SHARMILA N R	13.7	12.0	13.7	12.0	11.7	12.0	12.0	12.0	60
48	19UCIT048	SHELSIA P	13.7	10.4	13.7	10.4	11.7	10.4	10.4	10.4	56
49	19UCIT049	SHIVADHARSHINI R	12.3	12.0	12.3	12.0	10.5	12.0	12.0	12.0	58
50	19UCIT050	SUGASHREE R	14.0	11.8	14.0	11.8	12.0	11.8	11.8	11.8	55
51	19UCIT051	SUKESH P	12.3	10.8	12.3	10.8	10.5	10.8	10.8	10.8	60
52	19UCIT052	SUVETHA T P	13.3	11.2	13.3	11.2	11.4	11.2	11.2	11.2	57
53	19UCIT053	THILAGAN M	10.5	11.6	10.5	11.6	9.0	11.6	11.6	11.6	59
54	19UCIT054	THULASI HARRIHARAN P	12.3	11.0	12.3	11.0	10.5	11.0	11.0	11.0	56
55	19UCIT055	VENKATESHWARAN A	14.0	12.0	14.0	12.0	12.0	12.0	12.0	12.0	60
56	19UCIT056	VIDHTASAGAR	13.7	11.8	13.7	11.8	11.7	11.8	11.8	11.8	AB
57	19UCIT060	YUVAPRIYAN K.M	13.0	11.2	13.0	11.2	11.1	11.2	11.2	11.2	53
58	19UCIT058	VIJAYENDRA A.K	13.7	19.6	21.0	11.2	11.7	11.2	11.2	11.2	60
59	19UCIT059	VISHVA S.P	12.6	21.0	21.0	12.0	10.8	12.0	12.0	12.0	60
60	19UCIT060	YUVAPRIYAN K.M	13.0	19.6	18.6	11.2	11.1	11.2	11.2	11.2	53
No. of Students Scored Set Attainment Level			58	59	58	59	58	59	59	59	59
CO Attainment			0.97	0.98	0.97	0.98	0.97	0.98	0.98	0.98	0.98
			0.98		0.98		0.98		0.98	0.98	0.98
Average CO Attainment			0.98								0.98
CO Attainment Level			1.2 ( 3 *40%)				1.8 ( 3 *60%)				
Overall CO Attainment			3.00				( 1.2 + 1.8 )				

Level 1	60 % of Students Scored more than set attainment level
Level 2	70 % of Students Scored more than set attainment level
Level 3	80 % of Students Scored more than set attainment level

Method	Weightage
CIA	40
ESE	60



Dr. N. RAMAN  
PRINCIPAL.  
KONGU ARTS AND SCIENCE COLLEGE  
(AUTONOMOUS)  
NANJANAPURAM, ERODE - 638 107.

**PROGRAMME OUTCOMES AND PROGRAMME SPECIFIC OUTCOMES ATTAINMENT**

Course	PO1	PO2	PO3	PO4	PO5	PO6	PO7	PSO1	PSO2	PSO3
CP403	3.00	3.00	2.00	1.00	1.00	1.00	3.00	3.00	2.00	3.00

(CO Attained x PO/PSO Expected)/3

*P. Kalarani*  
FACULTY

[P. KALARANI]

*S. M. Aravind*  
HEAD OF THE DEPARTMENT



*Dr. N. Raman*  
**Dr. N. RAMAN**  
PRINCIPAL,  
KONGU ARTS AND SCIENCE COLLEGE  
(AUTONOMOUS)  
NANJANAPURAM, ERODE - 638 107.

**KONGU ARTS AND SCIENCE COLLEGE (AUTONOMOUS), ERODE - 638 107**  
**DEPARTMENT OF COMPUTER TECHNOLOGY AND INFORMATION TECHNOLOGY**  
**ASSESSMENT OF ATTAINMENT OF COURSE OUTCOMES**  
**17UAMAT404 AND EMBEDDED SYSTEMS**  
**V.DHARANI AND C.INDRANI**  
**2020 - 2021**  
**II B.Sc. (INFORMATION TECHNOLOGY)**

COURSE CODE AND NAME  
 FACULTY  
 ACADEMIC YEAR  
 CLASS  
 COURSE OUTCOME

At the end of the course, students will be able to  
 CO1 Demonstrate an understanding of concepts and architecture of embedded systems.  
 CO2 Develop a program for embedded systems using C, C++ and Java.  
 CO3 Identify the hardware platforms and communication interface required for developing embedded systems.  
 CO4 Implement the concepts of real-time operating systems.  
 CO5 Illustrate the process of creating a target image and development of navigation system.

**CORRELATION LEVELS**

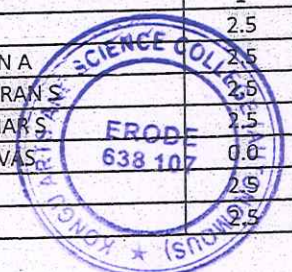
High	3
Medium	2
Low	1
No Correlation	-

**CO - PO, PSO CORRELATION MATRIX**

CO	PO1	PO2	PO3	PO4	PO5	PO6	PO7	PSO1	PSO2	PSO3
A404	3	3	2	1	1	1	3	3	3	3


**COURSE OUTCOME ATTAINMENT**

Course Outcome			Internal Assessment														End Semester Examinations
			CO 1			CO 2				CO 3			CO 4		CO 5		
Programme Outcomes			PO, PSO														
Marks			2.5	34	15	2.5	16	16	15	1.7	34	15	1.7	15	1.6	15	
S.No.	Reg.No.	Name of the Student	Assignment 1	Test 1	Model	Assignment 1	Test 1	Test 2	Model	Assignment 2	Test 2	Model	Assignment 2	Model	Assignment 2	Model	
1	19UCIT001	ABISHEK R	2.5	18.4	9.8	2.5	8.6	11.5	9.8	1.7	24.5	9.8	1.7	9.8	1.6	9.8	50
2	19UCIT002	AMEER KHAN A	2.5	13.6	6.2	2.5	6.4	7.7	6.2	1.7	16.3	6.2	1.7	6.2	1.6	6.2	45
3	19UCIT003	ARUL KUMARAN S	2.5	17.7	10.6	2.5	8.3	12.2	10.6	1.7	25.8	10.6	1.7	10.6	1.6	10.6	50
4	19UCIT004	ASHOK KUMAR S	2.5	21.8	11.2	2.5	10.2	11.5	11.2	1.7	24.5	11.2	1.7	11.2	1.6	11.2	49
5	19UCIT005	BHARATHNIVAS S	0.0	17.0	5.2	0.0	8.0	AB	5.2	1.7	AB	5.2	1.7	5.2	1.6	5.2	53
6	19UCIT006	BHARATH S	2.5	19.7	8.0	2.5	9.3	10.6	8.0	1.7	22.4	8.0	1.7	8.0	1.6	8.0	55
7	19UCIT007	DEEPASRI	2.5	25.8	11.4	2.5	12.2	10.2	11.4	1.7	21.8	11.4	1.7	11.4	1.6	11.4	58



**Dr. N. RAMAN**  
**PRINCIPAL**  
 KONGU ARTS AND SCIENCE COLLEGE  
 (AUTONOMOUS)  
 NANJANAPURAM, ERODE - 638 107.

8	19UCIT008	DEVAYANI V	2.5	29.9	12.2	2.5	14.1	13.1	12.2	1.7	27.9	12.2	1.7	12.2	1.6	12.2	62
9	19UCIT009	DHIVYA J	2.5	30.6	12.0	2.5	14.4	13.8	12.0	1.7	29.2	12.0	1.7	12.0	1.6	12.0	64
10	19UCIT010	GOKUL C	2.5	21.1	10.4	2.5	9.9	9.3	10.4	1.7	19.7	10.4	1.7	10.4	1.6	10.4	62
11	19UCIT011	GOKULAKARTHIK	0.0	AB	AB	0.0	AB	AB	AB	0.0	AB	AB	0.0	AB	0.0	AB	61
12	19UCIT012	GOKULANARAYANAN K	2.5	AB	5.4	2.5	AB	AB	5.4	0.0	AB	5.4	0.0	5.4	0.0	5.4	56
13	19UCIT013	HARSAWARTHINI	2.5	29.9	11.8	2.5	14.1	11.8	11.8	1.7	25.2	11.8	1.7	11.8	1.6	11.8	64
14	19UCIT014	HARSHINI M	2.5	29.2	12.0	2.5	13.8	13.4	12.0	1.7	28.6	12.0	1.7	12.0	1.6	12.0	64
15	19UCIT015	HEMASRI	2.5	28.6	11.4	2.5	13.4	11.8	11.4	1.7	25.2	11.4	1.7	11.4	1.6	11.4	58
16	19UCIT016	KAMALRAJ P	2.5	14.3	7.6	2.5	6.7	8.6	7.6	1.7	18.4	7.6	1.7	7.6	1.6	7.6	61
17	19UCIT017	KAVIN BABU S	2.5	26.5	11.8	2.5	12.5	11.5	11.8	1.7	24.5	11.8	1.7	11.8	1.6	11.8	54
18	19UCIT018	KAVIN S	2.5	21.8	8.8	2.5	10.2	AB	8.8	1.7	AB	8.8	1.7	8.8	1.6	8.8	54
19	19UCIT019	KAVIYA S J	2.5	17.7	12.0	2.5	8.3	12.5	12.0	1.7	26.5	12.0	1.7	12.0	1.6	12.0	54
20	19UCIT020	KOUSICK P	2.5	27.2	10.4	2.5	12.8	12.2	10.4	1.7	25.8	10.4	1.7	10.4	1.6	10.4	58
21	19UCIT021	LEEPIKA V R	2.5	31.3	11.8	2.5	14.7	13.1	11.8	1.7	27.9	11.8	1.7	11.8	1.6	11.8	67
22	19UCIT022	LOGESHWARAN K S	2.5	19.0	8.6	2.5	9.0	9.3	8.6	1.7	19.7	8.6	1.7	8.6	1.6	8.6	50
23	19UCIT023	MADHUMITHA K	2.5	30.6	12.2	2.5	14.4	12.8	12.2	1.7	27.2	12.2	1.7	12.2	1.6	12.2	63
24	19UCIT024	MALINI V S	2.5	27.2	11.4	2.5	12.8	12.2	11.4	1.7	25.8	11.4	1.7	11.4	1.6	11.4	64
25	19UCIT025	MANIKANDAN M	2.5	18.4	11.2	2.5	8.6	11.2	11.2	1.7	23.8	11.2	1.7	11.2	1.6	11.2	60
26	19UCIT026	MANOJKUMAR P	2.5	23.8	9.2	2.5	11.2	11.5	9.2	1.7	24.5	9.2	1.7	9.2	1.6	9.2	61
27	19UCIT027	MATHIYARASI M	2.5	27.9	10.0	2.5	13.1	9.9	10.0	1.7	21.1	10.0	1.7	10.0	1.6	10.0	57
28	19UCIT028	NAVEEN KA	2.5	17.0	8.8	2.5	8.0	7.4	8.8	1.7	15.6	8.8	1.7	8.8	1.6	8.8	59
29	19UCIT029	NAVEENA P	2.5	22.4	11.2	2.5	10.6	11.2	11.2	1.7	23.8	11.2	1.7	11.2	1.6	11.2	61
30	19UCIT030	NEERAJ V E	2.5	15.0	5.4	2.5	7.0	AB	5.4	1.7	AB	5.4	1.7	5.4	1.6	5.4	55
31	19UCIT031	NIMMITHA S	2.5	21.1	10.0	2.5	9.9	11.8	10.0	1.7	25.2	10.0	1.7	10.0	1.6	10.0	60
32	19UCIT032	NISHANDHINI K	2.5	23.1	12.4	2.5	10.9	10.6	12.4	1.7	22.4	12.4	1.7	12.4	1.6	12.4	62
33	19UCIT033	NITISH ARVINTH K	2.5	23.1	11.6	2.5	10.9	8.3	11.6	1.7	17.7	11.6	1.7	11.6	1.6	11.6	59
34	19UCIT034	PREM R R	2.5	21.1	9.0	2.5	9.9	10.6	9.0	1.7	22.4	9.0	1.7	9.0	1.6	9.0	67
35	19UCIT035	PRIYADHARSHINI P	2.5	24.5	12.0	2.5	11.5	11.5	12.0	1.7	24.5	12.0	1.7	12.0	1.6	12.0	51
36	19UCIT036	PRIYANKA S	2.5	27.9	11.0	2.5	13.1	10.2	11.0	1.7	21.8	11.0	1.7	11.0	1.6	11.0	58
37	19UCIT037	PUNITHA S	2.5	31.3	12.4	2.5	14.7	12.8	12.4	1.7	27.2	12.4	1.7	12.4	1.6	12.4	62
38	19UCIT038	RAMESH S	2.5	19.7	11.6	2.5	9.3	11.8	11.6	1.7	25.2	11.6	1.7	11.6	1.6	11.6	59
39	19UCIT039	RANGANATHAN M	2.5	21.1	9.0	2.5	9.9	10.6	9.0	1.7	22.4	9.0	1.7	9.0	1.6	9.0	61
40	19UCIT040	ROSHIN R	2.5	21.1	11.0	2.5	9.9	9.6	11.0	1.7	20.4	11.0	1.7	11.0	1.6	11.0	57
41	19UCIT041	SANGAMITHRA V	2.5	30.6	13.4	2.5	14.4	10.9	13.4	1.7	23.1	13.4	1.7	13.4	1.6	13.4	65
42	19UCIT042	SANTHIGA P	2.5	27.2	12.0	2.5	12.8	9.9	12.0	1.7	21.1	12.0	1.7	12.0	1.6	12.0	60
43	19UCIT043	SANTHOSH KUMAR	2.5	19.0	10.4	2.5	9.0	10.9	10.4	1.7	23.1	10.4	1.7	10.4	1.6	10.4	51
44	19UCIT044	SEENIVASAN S	2.5	18.4	7.6	2.5	8.6	9.3	7.6	1.7	19.7	7.6	1.7	7.6	1.6	7.6	46
45	19UCIT045	SHABARI GANAI SAN K	2.5	18.4	10.0	2.5	8.6	11.5	10.0	1.7	24.5	10.0	1.7	10.0	1.6	10.0	53
46	19UCIT046	SHANGAMITHRA S	2.5	27.9	13.6	2.5	13.1	11.5	13.6	1.7	24.5	13.6	1.7	13.6	1.6	13.6	61



**DR. N. RAMAN**  
PRINCIPAL


KONGU ARTS AND SCIENCE COLLEGE  
(AUTONOMOUS)  
NANJANAPURAM, ERODE - 638 107.

47	19UCIT047	SHARMILA N R	2.5	31.3	14.0	2.5	14.7	12.2	14.0	1.7	25.8	14.0	1.7	14.0	1.6	14.0	61			
48	19UCIT048	SHELSIA P	2.5	19.7	10.6	2.5	9.3	9.3	10.6	1.7	19.7	10.6	1.7	10.6	1.6	10.6	60			
49	19UCIT049	SHIVADHARSHINI R	2.5	22.4	10.0	2.5	10.6	11.5	10.0	1.7	24.5	10.0	1.7	10.0	1.6	10.0	61			
50	19UCIT050	SUGASHREE R	2.5	17.7	9.0	2.5	8.3	7.7	9.0	1.7	16.3	9.0	1.7	9.0	1.6	9.0	56			
51	19UCIT051	SUKESH P	2.5	AB	7.0	2.5	AB	9.0	7.0	1.7	19.0	7.0	1.7	7.0	1.6	7.0	42			
52	19UCIT052	SUVETHA T P	2.5	27.9	13.0	2.5	13.1	11.8	13.0	1.7	25.2	13.0	1.7	13.0	1.6	13.0	60			
53	19UCIT053	THILAGAN M	2.5	19.7	10.2	2.5	9.3	10.2	10.2	1.7	21.8	10.2	1.7	10.2	1.6	10.2	62			
54	19UCIT054	THULASI HARRIHARAN P	2.5	24.5	10.2	2.5	11.5	9.6	10.2	1.7	20.4	10.2	1.7	10.2	1.6	10.2	56			
55	19UCIT055	VENKATESHWARAN A	2.5	21.8	8.8	2.5	10.2	9.6	8.8	1.7	20.4	8.8	1.7	8.8	1.6	8.8	61			
56	19UCIT056	VIDHTASAGAR	2.5	AB	9.0	2.5	AB	9.9	9.0	1.7	21.1	9.0	1.7	9.0	1.6	9.0	60			
57	19UCIT057	VIGNESHWARAN R	0.0	21.8	6.0	0.0	10.2	7.4	6.0	1.7	15.6	6.0	1.7	6.0	1.6	6.0	54			
58	19UCIT058	VIJAYENDRA A.K	2.5	22.4	10.0	2.5	10.6	10.2	10.0	1.7	21.8	10.0	1.7	10.0	1.6	10.0	61			
59	19UCIT059	VISHVA S.P	2.5	29.2	13.0	2.5	13.8	11.5	13.0	1.7	24.5	13.0	1.7	13.0	1.6	13.0	64			
60	19UCIT060	YUVAPRIYAN K.M	0.0	15.0	8.0	0.0	7.0	8.3	8.0	1.7	17.7	8.0	1.7	8.0	1.6	8.0	64			
<b>No. of Students Scored Set Attainment Level</b>			<b>56</b>	<b>52</b>	<b>54</b>	<b>56</b>	<b>52</b>	<b>55</b>	<b>54</b>	<b>58</b>	<b>55</b>	<b>54</b>	<b>58</b>	<b>54</b>	<b>58</b>	<b>54</b>	<b>60</b>			
			0.93	0.87	0.90	0.93	0.87	0.92	0.90	0.97	0.92	0.90	0.97	0.90	0.97	0.90	1.00			
<b>CO Attainment</b>			0.90			0.91			0.93			0.94			0.94			1.00		
<b>Average CO Attainment</b>			0.92														1.00			
<b>CO Attainment Level</b>			0.75						( 3 *25% )						2.25 ( 3 *75% )					
<b>Overall CO Attainment</b>			3.00 ( 0.75 + 2.25 )																	

Level 1	60 % of Students Scored more than set attainment level
Level 2	70 % of Students Scored more than set attainment level
Level 3	80 % of Students Scored more than set attainment level

Method	Weightage
CIA	25
ESE	75



  
**Dr. N. RAMAN**  
 PRINCIPAL  
 KONGU ARTS AND SCIENCE COLLEGE  
 (AUTONOMOUS)  
 NANJANAPURAM, ERODE - 638 107.

PROGRAMME OUTCOMES AND PROGRAMME SPECIFIC OUTCOMES ATTAINMENT

Course	PO1	PO2	PO3	PO4	PO5	PO6	PO7	PSO1	PSO2	PSO3
A404	3.00	3.00	2.00	1.00	1.00	1.00	3.00	3.00	3.00	3.00

(CO Attained x PO/PSO Expected)/3

1. V. Thar  
2. C. Das  
FACULTY

*[Signature]*  
HEAD OF THE DEPARTMENT



↓  
Dr. N. RAMAN  
PRINCIPAL  
KONGU ARTS AND SCIENCE COLLEGE  
(AUTONOMOUS)  
NANJANAPURAM, ERODE - 638 107.

**KONGU ARTS AND SCIENCE COLLEGE (AUTONOMOUS), ERODE - 638 107**  
**DEPARTMENT OF COMPUTER TECHNOLOGY AND INFORMATION TECHNOLOGY**  
**ASSESSMENT OF ATTAINMENT OF COURSE OUTCOMES**

**COURSE CODE AND NAME**  
**FACULTY**  
**ACADEMIC YEAR**  
**CLASS**  
**COURSE OUTCOME**

**17UAMSP405 AND Skill Based Course 2 (Lab): Multimedia Lab**  
**C.UMA**  
**2020 - 2021**  
**II B.Sc. (INFORMATION TECHNOLOGY)**

At the end of the course, the students will be able to  
 CO1 Design simple logos and banners using photoshop.  
 CO2 Create plastic surgery and text animation using photoshop.  
 CO3 Design visiting cards and realistic structures in photoshop.  
 CO4 Create cover pages for books and brochure about any function or event using photoshop.  
 CO5 Create color photo from black and white photo and design web pages using photoshop.

**CORRELATION LEVELS**

High	3
Medium	2
Low	1
No Correlation	-

**CO - PO, PSO CORRELATION MATRIX**

CO	PO1	PO2	PO3	PO4	PO5	PO6	PO7	PSO1	PSO2	PSO3
SP405	3	1	1	-	1	1	3	3	3	3

**COURSE OUTCOME ATTAINMENT**

Course Outcome			Internal Assessment							End Semester Examinations	
			CO 1	CO 2		CO 3		CO 4	CO 5		
Programme Outcomes			PO, PSO								
Marks			10	9	10	9	10	9	9		9
S.No.	Reg.No.	Name of the Student	Test	Model	Test	Model	Test	Model	Model		Model
1	19UCIT001	ABISHEK R	10	5	10	5	10	5	5	5	40
2	19UCIT002	AMBEETHAN A	9.3	8	9.3	8	9.3	8	8	8	43
3	19UCIT003	PARUL KUMARAN S	9.7	8.6	9.7	8.6	9.7	8.6	8.6	8.6	43




**Dr. N. RAMAN**  
 PRINCIPAL,  
 KONGU ARTS AND SCIENCE COLLEGE  
 (AUTONOMOUS)  
 NANJANAPURAM, ERODE - 638 107.




4	19UCIT004	ASHOK KUMAR S	9.7	5	9.7	5	9.7	5	5	5	41
5	19UCIT005	BHARATHNIVAS	8.7	9	8.7	9	8.7	9	9	9	41
6	19UCIT006	BHARATH S	10	9	10	9	10	9	9	9	44
7	19UCIT007	DEEPASRI	10	9	10	9	10	9	9	9	44
8	19UCIT008	DEVAYANI V	10	9	10	9	10	9	9	9	44
9	19UCIT009	DHIVYA J	10	9	10	9	10	9	9	9	43
10	19UCIT010	GOKUL C	10	9	10	9	10	9	9	9	43
11	19UCIT011	GOKULAKARTHIK	9.3	9	9.3	9	9.3	9	9	9	42
12	19UCIT012	GOKULANARAYANAN K	9	9	9	9	9	9	9	9	42
13	19UCIT013	HARSAWARTHINI	10	9	10	9	10	9	9	9	44
14	19UCIT014	HARSHINI M	10	9	10	9	10	9	9	9	43
15	19UCIT015	HEMASRI	10	9	10	9	10	9	9	9	42
16	19UCIT016	KAMALRAJ P	9.3	5	9.3	5	9.3	5	5	5	45
17	19UCIT017	KAVIN BABU S	9.7	9	9.7	9	9.7	9	9	9	42
18	19UCIT018	KAVIN S	9.3	5	9.3	5	9.3	5	5	5	42
19	19UCIT019	KAVIYA S J	9.7	8.6	9.7	8.6	9.7	8.6	8.6	8.6	43
20	19UCIT020	KOUSICK P	9.3	8	9.3	8	9.3	8	8	8	44
21	19UCIT021	LEEPIKA V R	10	9	10	9	10	9	9	9	43
22	19UCIT022	LOGESHWARAN K S	10	9	10	9	10	9	9	9	42
23	19UCIT023	MADHUMITHA K	10	9	10	9	10	9	9	9	42
24	19UCIT024	MALINI V S	10	9	10	9	10	9	9	9	43
25	19UCIT025	MANIKANDAN M	9	9	9	9	9	9	9	9	43
26	19UCIT026	MANOJKUMAR P	9.7	9	9.7	9	9.7	9	9	9	43
27	19UCIT027	MANOJKUMAR P	10	8.6	10	8.6	10	8.6	8.6	8.6	43
28	19UCIT028	MATHIYARASI M	10	8.6	10	8.6	10	8.6	8.6	8.6	42
29	19UCIT029	NAVEEN KA	AB	8.6	AB	8.6	AB	8.6	8.6	8.6	43
30	19UCIT030	NAVEENA P	10	8	10	8	10	8	8	8	43
31	19UCIT031	NEERAJ V E	AB	9	AB	9	AB	9	9	9	42
32	19UCIT032	NIMMITHA S	9.3	8.6	9.3	8.6	9.3	8.6	8.6	8.6	43
33	19UCIT033	NISHANDHINI K	9.7	9	9.7	9	9.7	9	9	9	44
34	19UCIT034	NITISH ARVINTH K	9.3	8	9.3	8	9.3	8	8	8	42
35	19UCIT035	PREM R R	9.7	8.2	9.7	8.2	9.7	8.2	8.2	8.2	41
36	19UCIT036	PREMADHARSHINI P	9.7	8.2	9.7	8.2	9.7	8.2	8.2	8.2	42
37	19UCIT037	PRIYANKA S	10	8.6	10	8.6	10	8.6	8.6	8.6	45
		PUNITHA S	9.3	8.8	9.3	8.8	9.3	8.8	8.8	8.8	43



  
**DR. N. RAMANA**  
 PRINCIPAL,  
 KONGU ARTS AND SCIENCE COLLEGE  
 (AUTONOMOUS)  
 NANJANAPURAM, ERODE - 638 107.

38	19UCIT038	RAMESH S	9.3	8.6	9.3	8.6	9.3	8.6	8.6	8.6	43
39	19UCIT039	RANGANATHAN M	9.3	8.6	9.3	8.6	9.3	8.6	8.6	8.6	44
40	19UCIT040	ROSHIN R	9.7	8	9.7	8	9.7	8	8	8	43
41	19UCIT041	SANGAMITHRA V	10	9	10	9	10	9	9	9	44
42	19UCIT042	SANTHIGA P	10	9	10	9	10	9	9	9	42
43	19UCIT043	SANTHOSH KUMAR	10	9	10	9	10	9	9	9	43
44	19UCIT044	SEENIVASAN T S	9.7	9	9.7	9	9.7	9	9	9	43
45	19UCIT045	SHABARIGANAISAN K	9.7	8	9.7	8	9.7	8	8	8	41
46	19UCIT046	SHANGAMITHRA S	9.7	8	9.7	8	9.7	8	8	8	42
47	19UCIT047	SHARMILA N R	10	9	10	9	10	9	9	9	43
48	19UCIT048	SHELSIA P	9.3	9	9.3	9	9.3	9	9	9	44
49	19UCIT049	SHIVADHARSHINI R	10	8.8	10	8.8	10	8.8	8.8	8.8	42
50	19UCIT050	SUGASHREE R	9.3	9	9.3	9	9.3	9	9	9	43
51	19UCIT051	SUKESH P	10	8.6	10	8.6	10	8.6	8.6	8.6	40
52	19UCIT052	SUVETHA T P	9.7	9	9.7	9	9.7	9	9	9	44
53	19UCIT053	THILAGAN M	9.3	4.8	9.3	4.8	9.3	4.8	4.8	4.8	39
54	19UCIT054	THULASI HARRIHARAN P	9.7	8.8	9.7	8.8	9.7	8.8	8.8	8.8	42
55	19UCIT055	VENKATESHWARAN A	10	9	10	9	10	9	9	9	43
56	19UCIT056	VIDHTASAGAR	10	8	10	8	10	8	8	8	43
57	19UCIT057	VIGNESHWARAN R	9.3	6	9.3	6	9.3	6	6	6	43
58	19UCIT058	VIJAYENDRA A.K	9.7	8.8	9.7	8.8	9.7	8.8	8.8	8.8	42
59	19UCIT059	VISHVA S.P	10	9	10	9	10	9	9	9	42
60	19UCIT060	YUVAPRIYAN K.M	9.3	5	9.3	5	9.3	5	5	5	43
No. of Students Scored Set Attainment Level			58	60	58	60	58	60	60	60	60
CO Attainment			0.97	1.00	0.97	1.00	0.97	1.00	1.00	1.00	1.00
Average CO Attainment			0.99		0.99		0.99		1.00	1.00	1.00
CO Attainment Level			1.2	( 3 *40% )			1.8	( 3 *60%)			
Overall CO Attainment			3.00			( 1.2 + 1.8 )					

Level 1	60 % of Students Scored more than set attainment level
Level 2	70 % of Students Scored more than set attainment level
Level 3	80 % of Students Scored more than set attainment level



Dr. N. RAMAN  
PRINCIPAL,  
KONGU ARTS AND SCIENCE COLLEGE  
(AUTONOMOUS)  
NANJANAPURAM, ERODE - 638 107.

Method	Weightage
CIA (30 Marks)	40
ESE (45 Marks)	60

PROGRAMME OUTCOMES AND PROGRAMME SPECIFIC OUTCOMES ATTAINMENT


Course	PO1	PO2	PO3	PO4	PO5	PO6	PO7	PSO1	PSO2	PSO3
SP405	3.00	1.00	1.00	-	1.00	1.00	3.00	3.00	3.00	3.00

(CO Attained x PO/PSO Expected)/3

uouup  
FACULTY  
[uma-c]

  
HEAD OF THE DEPARTMENT



  
Dr. N. RAMAN  
PRINCIPAL  
KONGU ARTS AND SCIENCE COLLEGE  
(AUTONOMOUS)  
NANJANAPURAM, ERODE - 638 107.

**KONGU ARTS AND SCIENCE COLLEGE (AUTONOMOUS), ERODE - 638 107**  
**DEPARTMENT OF INFORMATION TECHNOLOGY**  
**ASSESSMENT OF ATTAINMENT OF COURSE OUTCOMES**

**COURSE CODE AND NAME**  
**FACULTY**  
**ACADEMIC YEAR**  
**CLASS**  
**COURSE OUTCOME**

**17UAGNT407 & PRACTICAL AUDITING**  
**MS.S.Poovika Nishanthini**  
**2020-2021**  
**II-B.SC(IT)**

On successful completion of the course, the students will be able to  
 CO1: Learn the role of auditing in business.  
 CO2: Understanding the steps involved in the audit of accounts and practical implementation of auditing in business world.  
 CO3: Possess knowledge on verification and valuation of various assets and liabilities.  
 CO4: Familiarize with provisions of the companies act relating to the appointment, conduct and liabilities of an auditor.  
 CO5: Understanding the fundamental audit concepts in Specialised Audit

**CORRELATION LEVELS**


High	3
Medium	2
Low	1
No Correlation	

**CO - PO, PSO CORRELATION MATRIX**

CO	PO1	PO2	PO3	PO4	PO5	PO6	PO7	PSO1	PSO2	PSO3
17UAGNT407	3	3	2	2	3	2	2	3	3	3


**COURSE OUTCOME ATTAINMENT**


Course Outcome			End Semester Examinations
Programme Outcomes PO/PSO			
Marks			
S.No.	Reg.No.	Name of the Student	
1	19UCIT001	ABISHEK R	55
2	19UCIT002	AMEERKHAN A	55
3	19UCIT003	ARUL KUMARAN S	41
4	19UCIT004	ASHOK KUMAR S	56
5	19UCIT005	BHARATH NIVAS T M	55
6	19UCIT006	BHARATH S	58
7	19UCIT007	DEEPASRI M	55
8	19UCIT008	DEVAYANI V	59
9	19UCIT009	DHIVYA J	57



**Dr. N. RAMAN**  
 PRINCIPAL,  
 KONGU ARTS AND SCIENCE COLLEGE  
 (AUTONOMOUS)  
 NANJANAPURAM, ERODE - 638 107.

10	19UCIT010	GOKUL C	54
11	19UCIT011	GOKULAKARTHIK G	49
12	19UCIT012	GOKULANARAYANAN K	59
13	19UCIT013	HARSAWARTHINI R	65
14	19UCIT014	HARSHINI M	63
15	19UCIT015	HEMASRI M	53
16	19UCIT016	KAMAL RAJ P	57
17	19UCIT017	KAVIN BABU S	40
18	19UCIT018	KAVIN S	48
19	19UCIT019	KAVIYA S J	64
20	19UCIT020	KOUSICK P	54
21	19UCIT021	LEEPIKA V R	64
22	19UCIT022	LOGESWARAN K S	58
23	19UCIT023	MADHUMITHA K	58
24	19UCIT024	MALINI V S	64
25	19UCIT025	MANIKANDAN M	55
26	19UCIT026	MANOJKUMAR P	48
27	19UCIT027	MATHIYARASI M	65
28	19UCIT028	NAVEEN K A	48
29	19UCIT029	NAVEENA P	58
30	19UCIT030	NEERAJ V E	47
31	19UCIT031	NIMMITHA S	59
32	19UCIT032	NISANDHINI K	49
33	19UCIT033	NITISH ARVINTH K	47
34	19UCIT034	PREM R R	47
35	19UCIT035	PRIYADHARSHINI P	55
36	19UCIT036	PRIYANKA S	65
37	19UCIT037	PUNITHA S	54
38	19UCIT038	RAMESH S	50
39	19UCIT039	RANGANATHAN M	47
40	19UCIT040	ROSHIN R	44
41	19UCIT041	SANGAMITHRA V	66
42	19UCIT042	SANTHIGA P	61
43	19UCIT043	SANTHOSH KUMAR S	50
44	19UCIT044	SEENIVASAN T S	46
45	19UCIT045	SHABARIGANAISAN K	41
46	19UCIT046	SHANGAMITHRA S	58
47	19UCIT047	SHARMILA N R	65
48	19UCIT048	SHELSIA P	40
49	19UCIT049	SHIVADHARSHINI R	41
50	19UCIT050	SUGASHREE R	53



  
**Dr. N. RAMAN**  
 PRINCIPAL,  
 KONGU ARTS AND SCIENCE COLLEGE  
 (AUTONOMOUS)  
 NANJANAPURAM, ERODE - 638 107.

51	19UCIT051	SUKESH P	40
52	19UCIT052	SUVETHA T P	61
53	19UCIT053	THILAGAN M	47
54	19UCIT054	THULASIHARIHARAN P	41
55	19UCIT055	VENKATESHWARAN A	52
56	19UCIT056	VIDHYASAGAR L	54
57	19UCIT057	VIGNESHWARAN R	41
58	19UCIT058	VIJAYENDRA A K	41
59	19UCIT059	VISHVA S P	59
60	19UCIT060	YUVAPRIYAN K M	52
<b>No. of Students Scored Set Attainment Level</b>			<b>60</b>
<b>CO Attainment</b>			<b>1.00</b>
<b>CO Attainment Level</b>			<b>3</b>

Level 1	60 % of Students Scored more than set attainment level
Level 2	70 % of Students Scored more than set attainment level
Level 3	80 % of Students Scored more than set attainment level

Method	Weightage
ESE	100

**PROGRAMME OUTCOMES AND PROGRAMME SPECIFIC OUTCOMES ATTAINMENT**

CO	PO1	PO2	PO3	PO4	PO5	PO6	PO7	PSO1	PSO2	PSO3
17UAGNT407	3	3	2	2	3	2	2	3	3	3

(CO Attained x PO/PSO Expected)/3

For *[Signature]*  
FACULTY

*[Signature]* M. Anand  
HOD



*[Signature]*  
**Dr. N. RAMAN**  
PRINCIPAL  
KONGU ARTS AND SCIENCE COLLEGE  
(AUTONOMOUS)  
NANJANAPURAM, ERODE - 638 107.

**KONGU ARTS AND SCIENCE COLLEGE (AUTONOMOUS), ERODE - 638 107**  
**DEPARTMENT OF COMPUTER TECHNOLOGY AND INFORMATION TECHNOLOGY**  
**ASSESSMENT OF ATTAINMENT OF COURSE OUTCOMES**

17UAMCT501 and DATA COMMUNICATIONS AND NETWORKS  
 C. INDRANI  
 2021 - 2022  
 III B.Sc. (INFORMATION TECHNOLOGY)

COURSE CODE AND NAME  
 FACULTY  
 ACADEMIC YEAR  
 CLASS  
 COURSE OUTCOME

At the end of the course, students will be able to  
 CO1 Demonstrate the understanding of the basic terminology and concepts of the OSI and the Internet model.  
 CO2 Explain the transmission media, multiplexing and telephone network.  
 CO3 Illustrate the concepts of data link layer, data link control protocols and multiple access.  
 CO4 Illustrate the concepts of network layer protocols and routing protocols.  
 CO5 Demonstrate the detailed understanding of various protocols of the transport layer and applications of DNS and electronic mail.

**CORRELATION LEVELS**

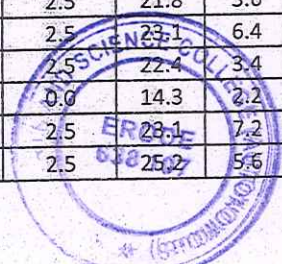
High	3
Medium	2
Low	1
No Correlation	-

**CO - PO, PSO CORRELATION MATRIX**

CO	PO1	PO2	PO3	PO4	PO5	PO6	PO7	PSO1	PSO2	PSO3
C501	3	3	2	3	1	1	3	3	3	3

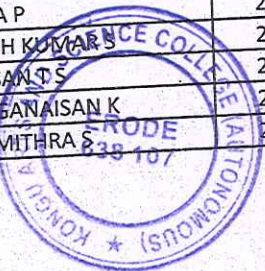
**COURSE OUTCOME ATTAINMENT**

Course Outcome			Internal Assessment														End Semester Examinations
			CO 1			CO 2				CO 3			CO 4		CO 5		
Programme Outcomes			PO, PSO														
Marks			2.5	34	15	2.5	16	16	15	1.7	34	15	1.7	15	1.6	15	
S.No.	Reg.No.	Name of the Student	Assignme nt 1	Test 1	Model	Assignme nt 1	Test 1	Test 2	Model	Assignme nt 2	Test 2	Model	Assignme nt 2	Model	Assignme nt 2	Model	
1	19UCIT001	ABISHEK R	2.5	26.5	4.4	2.5	12.5	9.0	4.4	1.4	19.0	4.4	1.4	4.4	1.3	4.4	60
2	19UCIT002	AMEERKHAN A	2.5	21.8	3.6	2.5	10.2	6.7	3.6	1.4	14.3	3.6	1.4	3.6	1.3	3.6	55
3	19UCIT003	ARUL KUMARAN S	2.5	23.1	6.4	2.5	10.9	10.9	6.4	1.7	23.1	6.4	1.7	6.4	1.6	6.4	55
4	19UCIT004	ASHOK KUMAR S	2.5	22.4	3.4	2.5	10.6	9.9	3.4	1.4	21.1	3.4	1.4	3.4	1.3	3.4	44
5	19UCIT005	BHARATH NIVAS T M	0.0	14.3	2.2	0.0	6.7	7.0	2.2	0.0	15.0	2.2	0.0	0.0	0.0	2.2	59
6	19UCIT006	BHARATH S	2.5	23.1	7.2	2.5	10.9	9.0	7.2	1.4	19.0	7.2	1.4	7.2	1.3	7.2	44
7	19UCIT007	DEEPASRI M	2.5	25.2	5.6	2.5	11.8	10.2	5.6	1.7	21.8	5.6	1.7	5.6	1.8	5.6	62



**Dr. N. RAMAN**  
 PRINCIPAL  
 KONGU ARTS AND SCIENCE COLLEGE  
 (AUTONOMOUS)  
 NANJANAPURAM, ERODE - 638 107.

8	19UCIT008	DEVAYANI V	2.5	26.5	7.2	2.5	12.5	13.1	7.2	1.7	27.9	7.2	1.7	7.2	1.6	7.2	61
9	19UCIT009	DHIVYA J	2.5	29.9	12.0	2.5	14.1	13.8	12.0	1.7	29.2	12.0	1.7	12.0	1.6	12.0	65
10	19UCIT010	GOKUL C	2.5	21.1	7.6	2.5	9.9	9.3	7.6	1.7	19.7	7.6	1.7	7.6	1.6	7.6	53
11	19UCIT011	GOKULAKARTHIK G	0.0	AB	5.2	0.0	AB	10.6	5.2	0.0	22.4	5.2	0.0	5.2	0.0	5.2	58
12	19UCIT012	GOKULANARAYANAN K	0.0	AB	5.2	0.0	AB	10.6	5.2	0.0	22.4	5.2	0.0	5.2	0.0	5.2	43
13	19UCIT013	HARSAWARTHINI R	0.0	AB	5.2	0.0	AB	10.6	5.2	0.0	22.4	5.2	0.0	5.2	0.0	5.2	64
14	19UCIT014	HARSHINI M	0.0	AB	5.2	0.0	AB	10.6	5.2	0.0	22.4	5.2	0.0	5.2	0.0	5.2	63
15	19UCIT015	HEMASRI M	2.5	27.2	10.4	2.5	12.8	13.4	10.4	1.7	28.6	10.4	1.7	10.4	1.6	10.4	55
16	19UCIT016	KAMAL RAJ P	2.5	28.6	9.2	2.5	13.4	13.1	9.2	1.7	29.2	7.2	1.7	7.2	1.6	7.2	48
17	19UCIT017	KAVIN BABU S	2.5	25.2	7.2	2.5	11.8	13.8	7.2	1.7	20.4	3.0	1.7	3.0	1.6	3.0	57
18	19UCIT018	KAVIN S	2.5	23.1	3.0	2.5	10.9	9.6	3.0	1.7	25.2	6.0	1.4	6.0	1.3	6.0	52
19	19UCIT019	KAVIYA SJ	2.5	23.1	3.0	2.5	10.9	9.6	3.0	1.7	25.2	6.0	1.4	6.0	1.3	6.0	61
20	19UCIT020	KOUSICK P	2.5	AB	6.0	2.5	AB	11.8	6.0	1.4	21.1	4.2	1.7	4.2	1.6	4.2	58
21	19UCIT021	KAVIN S	2.5	AB	6.0	2.5	AB	11.8	6.0	1.4	21.1	4.2	1.7	4.2	1.6	4.2	61
22	19UCIT022	KAVIYA SJ	2.5	21.8	4.2	2.5	10.2	9.9	4.2	1.7	25.8	9.8	1.7	9.8	1.6	9.8	58
23	19UCIT023	KOUSICK P	2.5	21.8	4.2	2.5	10.2	9.9	4.2	1.7	25.8	9.8	1.7	9.8	1.6	9.8	65
24	19UCIT024	LEEPIKA V R	2.5	25.8	9.8	2.5	12.2	12.2	9.8	1.7	25.8	AB	1.7	AB	1.6	AB	54
25	19UCIT025	LOGESWARAN K S	2.5	25.8	AB	2.5	12.2	12.2	AB	1.7	29.9	12.0	1.7	12.0	1.6	12.0	62
26	19UCIT026	MADHUMITHA K	2.5	29.9	12.0	2.5	14.1	14.1	12.0	1.7	22.4	6.0	1.7	6.0	1.6	6.0	60
27	19UCIT027	MADHUMITHA K	2.5	22.4	6.0	2.5	10.6	10.6	6.0	1.7	22.4	6.0	1.7	6.0	1.6	6.0	58
28	19UCIT028	MALINI V S	2.5	22.4	6.0	2.5	10.6	10.6	6.0	1.7	22.4	6.0	1.7	6.0	1.6	6.0	55
29	19UCIT029	MANIKANDAN M	2.5	29.9	12.2	2.5	14.1	13.8	12.2	1.4	29.2	10.6	1.7	10.6	1.6	10.6	57
30	19UCIT030	MANOJKUMAR P	2.5	26.5	10.6	2.5	12.5	13.8	10.6	1.7	29.2	10.6	1.7	10.6	1.6	10.6	50
31	19UCIT031	MATHIYARASI M	2.5	25.8	7.4	2.5	11.8	10.9	6.6	1.4	23.1	6.6	1.4	6.6	1.3	6.6	49
32	19UCIT032	NAVEEN K A	2.5	25.8	7.4	2.5	11.8	10.9	6.6	1.4	23.1	6.6	1.4	6.6	1.3	6.6	41
33	19UCIT033	NAVEENA P	2.5	27.2	7.2	2.5	12.8	14.1	7.2	1.7	29.9	7.2	1.7	7.2	1.6	7.2	57
34	19UCIT034	NEERAJ V E	2.5	16.3	4.6	2.5	7.7	6.4	4.6	1.7	13.6	4.6	1.7	4.6	1.6	4.6	58
35	19UCIT035	NIMMITHA S	2.5	16.3	4.6	2.5	7.7	6.4	4.6	1.7	13.6	4.6	1.7	4.6	1.6	4.6	52
36	19UCIT036	NISANDHINI K	2.5	18.4	7.4	2.5	8.6	13.4	7.4	0.0	28.6	7.4	0.0	7.4	0.0	7.4	61
37	19UCIT037	NITISH ARVINTH K	2.5	18.4	7.4	2.5	8.6	13.4	7.4	0.0	28.6	7.4	0.0	7.4	0.0	7.4	59
38	19UCIT038	PREM R R	2.5	15.6	5.0	2.5	7.4	8.6	5.0	1.7	18.4	5.0	1.7	5.0	1.6	5.0	61
39	19UCIT039	PRIYADHARSHINI P	2.5	15.6	5.0	2.5	7.4	8.6	5.0	1.7	18.4	5.0	1.7	5.0	1.6	5.0	66
40	19UCIT040	PRIYANKA S	2.5	25.8	4.6	2.5	12.2	11.8	4.6	1.4	25.2	4.6	1.4	4.6	1.3	4.6	53
41	19UCIT041	PUNITHA S	2.5	25.8	4.6	2.5	12.2	11.8	4.6	1.4	25.2	4.6	1.4	4.6	1.3	4.6	57
42	19UCIT042	RAMESH S	2.5	25.8	4.6	2.5	12.2	11.8	4.6	1.4	25.2	4.6	1.4	4.6	1.3	4.6	53
43	19UCIT043	RANGANATHAN M	2.5	26.5	8.4	2.5	12.5	9.6	8.4	1.4	20.4	8.4	1.4	8.4	1.3	8.4	63
44	19UCIT044	ROSHIN R	2.5	26.5	8.4	2.5	12.5	9.6	8.4	1.4	20.4	8.4	1.4	8.4	1.3	8.4	53
45	19UCIT045	SANGAMITHRA V	2.5	27.2	9.2	2.5	12.8	11.5	9.2	1.7	24.5	9.2	1.7	8.4	1.6	8.4	53
46	19UCIT046	SANTHIGA P	2.5	27.2	9.2	2.5	12.8	11.5	9.2	1.7	24.5	9.2	1.7	8.4	1.6	8.4	55
		SANTHOSH KUMAR S	2.5	27.2	8.4	2.5	12.8	12.5	8.4	1.7	26.5	8.4	1.7	11.2	1.6	11.2	60
		SEENIVASAN T S	2.5	27.2	8.4	2.5	12.8	12.5	8.4	1.7	26.5	8.4	1.7	11.2	1.6	11.2	60
		SHABARIGANAIKAN K	2.5	27.2	8.4	2.5	12.8	12.5	8.4	1.7	26.5	8.4	1.7	11.2	1.6	11.2	60
		SHANGAMITHRA S	2.5	27.2	8.4	2.5	12.8	12.5	8.4	1.7	26.5	8.4	1.7	11.2	1.6	11.2	60



Dr. N. RAMAN  
 PRINCIPAL,  
 KONGU ARTS AND SCIENCE COLLEGE  
 (AUTONOMOUS)  
 NANJANAPURAM, ERODE - 638 107.




47	19UCIT047	SHARMILA N R	2.5	29.9	11.6	2.5	14.1	12.5	11.6	1.7	26.5	11.6	1.7	11.6	1.6	11.6	64	
48	19UCIT048	SHELSIA P	2.5	24.5	6.4	2.5	11.5	11.2	6.4	1.7	23.8	6.4	1.7	6.4	1.6	6.4	54	
49	19UCIT049	SHIVADHARSHINI R	2.5	27.2	6.8	2.5	12.8	11.2	6.8	1.7	23.8	6.8	1.7	6.8	1.6	6.8	51	
50	19UCIT050	SUGASHREE R	2.5	26.5	8.2	2.5	12.5	9.9	8.2	1.7	21.1	8.2	1.7	8.2	1.6	8.2	49	
51	19UCIT051	SUKESH P	2.5	22.4	4.8	2.5	10.6	10.9	4.8	1.7	23.1	4.8	1.7	4.8	1.6	4.8	48	
52	19UCIT052	SUVETHA T P	2.5	29.9	12.2	2.5	14.1	13.4	12.2	1.7	28.6	12.2	1.7	12.2	1.6	12.2	66	
53	19UCIT053	THILAGAN M	2.5	26.5	3.8	2.5	12.5	11.2	3.8	1.4	23.8	3.8	1.4	3.8	1.3	3.8	52	
54	19UCIT054	THULASIHARIHARAN P	2.5	25.2	7.6	2.5	11.8	9.3	7.6	1.4	19.7	7.6	1.4	7.6	1.3	7.6	53	
55	19UCIT055	VENKATESHWARAN A	2.5	26.5	2.8	2.5	12.5	12.2	2.8	1.7	25.8	2.8	1.7	2.8	1.6	2.8	53	
56	19UCIT056	VIDHYASAGAR L	2.5	23.8	6.0	2.5	11.2	11.5	6.0	1.7	24.5	6.0	1.7	6.0	1.6	6.0	50	
57	19UCIT057	VIGNESHWARAN R	2.5	24.5	4.4	2.5	11.5	9.3	4.4	1.7	19.7	4.4	1.7	4.4	1.6	4.4	46	
58	19UCIT058	VIJAYENDRA A K	2.5	25.8	AB	2.5	12.2	12.2	AB	1.4	25.8	AB	1.4	AB	1.3	AB	55	
59	19UCIT059	VISHVA S P	2.5	25.8	9.6	2.5	12.2	14.1	9.6	1.7	29.9	9.6	1.7	9.6	1.6	9.6	59	
60	19UCIT060	YUVAPRIYAN K M	2.5	22.4	2.0	2.5	10.6	11.2	2.0	1.7	23.8	2.0	1.7	2.0	1.6	2.0	44	
<b>No. of Students Scored Set Attainment Level</b>			<b>57</b>	<b>57</b>	<b>30</b>	<b>57</b>	<b>57</b>	<b>56</b>	<b>30</b>	<b>57</b>	<b>56</b>	<b>30</b>	<b>57</b>	<b>30</b>	<b>57</b>	<b>30</b>	<b>60</b>	
<b>CO Attainment</b>			0.95	0.95	0.50	0.95	0.95	0.93	0.50	0.95	0.93	0.50	0.95	0.50	0.95	0.50	1.00	
<b>Average CO Attainment</b>			0.80			0.83			0.79			0.73			0.73			1.00
<b>CO Attainment Level</b>			0.5			( 2 *25% )			2.25			( 3 *75% )						
<b>Overall CO Attainment</b>			2.75			( 0.5 + 2.25 )												

Level 1	60 % of Students Scored more than set attainment level
Level 2	70 % of Students Scored more than set attainment level
Level 3	80 % of Students Scored more than set attainment level

Method	Weightage
CIA	25
ESE	75



  
**Dr. N. RAMAN**  
 PRINCIPAL  
 KONGU ARTS AND SCIENCE COLLEGE  
 (AUTONOMOUS)  
 NANJANAPURAM, ERODE - 638 107.

**PROGRAMME OUTCOMES AND PROGRAMME SPECIFIC OUTCOMES ATTAINMENT**

Course	PO1	PO2	PO3	PO4	PO5	PO6	PO7	PSO1	PSO2	PSO3
C501	2.75	2.75	1.83	2.75	0.92	0.92	2.75	2.75	2.75	2.75

(CO Attained x PO/PSO Expected)/3

*C. J.*  
FACULTY

*S. M. Arang*  
HEAD OF THE DEPARTMENT



*N*  
**Dr. N. RAMAN**  
PRINCIPAL,  
KONGU ARTS AND SCIENCE COLLEGE  
(AUTONOMOUS)  
NANJANAPURAM, ERODE - 638 107.

**KONGU ARTS AND SCIENCE COLLEGE (AUTONOMOUS), ERODE - 638 107**  
**DEPARTMENT OF COMPUTER TECHNOLOGY AND INFORMATION TECHNOLOGY**  
**ASSESSMENT OF ATTAINMENT OF COURSE OUTCOMES**  
**17UAMCT502 AND SOFTWARE ENGINEERING**  
**Dr.R.ROOBA & V.DHARANI**  
**2021 - 2022**  
**III B.Sc. (INFORMATION TECHNOLOGY)**

COURSE CODE AND NAME  
 FACULTY  
 ACADEMIC YEAR  
 CLASS  
 COURSE OUTCOME

At the end of the course, students will be able to  
 CO1 Define the key aspects in the software engineering and process models.  
 CO2 Apply the software requirement engineering tasks in the project.  
 CO3 Develop the different systematic design models for the project.  
 CO4 Apply the various testing procedures in the project.  
 CO5 Use the various software quality standards in the project.

**CORRELATION LEVELS**

High	3
Medium	2
Low	1
No Correlation	-

**CO - PO, PSO CORRELATION MATRIX**

CO	PO1	PO2	PO3	PO4	PO5	PO6	PO7	PSO1	PSO2	PSO3
C502	3	3	2	3	1	1	3	3	2	3

**COURSE OUTCOME ATTAINMENT**

Course Outcome			Internal Assessment													End Semester Examinations	
			CO 1			CO 2				CO 3			CO 4		CO 5		
Programme Outcomes			PO, PSO														
Marks			2.5	34	15	2.5	16	16	15	1.7	34	15	1.7	15	1.6		15
S.No.	Reg.No.	Name of the Student	Assignment 1	Test 1	Model	Assignment 1	Test 1	Test 2	Model	Assignment 2	Test 2	Model	Assignment 2	Model	Assignment 2	Model	
1	19UCIT001	ABISHEK R	2.5	19.0	12.4	2.5	9.0	10.2	12.4	1.4	21.8	12.4	1.4	12.4	1.3	12.4	62
2	19UCIT002	AMEERKHAN A	0.0	15.0	12.6	0.0	7.0	8.3	12.6	1.0	17.7	12.6	1.0	12.6	1.0	12.6	63
3	19UCIT003	ARUL KUMARAN S	2.5	21.8	11.2	2.5	10.2	9.3	11.2	1.4	19.7	11.2	1.4	11.2	1.3	11.2	56
4	19UCIT004	ASHOK KUMAR S	2.5	20.4	11.0	2.5	9.6	9.0	11.0	1.0	19.0	11.0	1.0	11.0	1.0	11.0	55
5	19UCIT005	BHARATH NIVAS T M	0.0	15.0	10.4	0.0	7.0	6.4	10.4	1.4	13.6	10.4	1.4	10.4	1.3	10.4	52
6	19UCIT006	BHARATH S	2.5	20.4	9.4	2.5	9.6	7.7	9.4	1.4	16.3	9.4	1.4	9.4	1.3	9.4	47

**BY N. RAMAN**  
 PRINCIPAL,  
**KONGU ARTS AND SCIENCE COLLEGE (AUTONOMOUS)**  
 NANJANAPURAM, ERODE - 638 107

7	19UCIT007	DEEPASRI M	2.5	27.2	12.8	2.5	12.8	11.2	12.8	1.4	23.8	12.8	1.4	12.8	1.3	12.8	64
8	19UCIT008	DEVAYANI V	2.5	29.9	12.2	2.5	14.1	11.8	12.2	1.4	25.2	12.2	1.4	12.2	1.3	12.2	61
9	19UCIT009	DHIVYA J	2.5	30.6	12.8	2.5	14.4	14.4	12.8	1.7	30.6	12.8	1.7	12.8	1.6	12.8	64
10	19UCIT010	GOKUL C	2.5	21.8	11.4	2.5	10.2	9.6	11.4	1.4	20.4	11.4	1.4	11.4	1.3	11.4	57
11	19UCIT011	GOKULAKARTHIK G	0.0	AB	12.0	0.0	AB	10.2	12.0	0.0	21.8	12.0	0.0	12.0	0.0	12.0	60
12	19UCIT012	GOKULANARAYANAN K	0.0	15.0	9.6	0.0	7.0	7.0	9.6	1.4	15.0	9.6	1.4	9.6	1.3	9.6	48
13	19UCIT013	HARSAWARTHINI R	2.5	27.2	12.0	2.5	12.8	14.1	12.0	1.7	29.9	12.0	1.7	12.0	1.6	12.0	60
14	19UCIT014	HARSHINI M	2.5	27.2	11.8	2.5	12.8	12.5	11.8	1.4	26.5	11.8	1.4	11.8	1.3	11.8	59
15	19UCIT015	HEMASRI M	2.5	25.2	13.0	2.5	11.8	9.6	13.0	1.7	20.4	13.0	1.7	13.0	1.6	13.0	65
16	19UCIT016	KAMAL RAJ P	2.5	25.8	12.8	2.5	12.2	10.6	12.8	0.0	22.4	12.8	0.0	12.8	0.0	12.8	64
17	19UCIT017	KAVIN BABU S	2.5	23.1	12.6	2.5	10.9	11.2	12.6	1.0	23.8	12.6	1.0	12.6	1.0	12.6	63
18	19UCIT018	KAVIN S	2.5	AB	8.8	2.5	AB	10.6	8.8	1.4	22.4	8.8	1.4	8.8	1.3	8.8	44
19	19UCIT019	KAVIYA S J	2.5	20.4	10.4	2.5	9.6	12.8	10.4	1.4	27.2	10.4	1.4	10.4	1.3	10.4	52
20	19UCIT020	KOUSICK P	2.5	25.8	11.4	2.5	12.2	11.2	11.4	1.4	23.8	11.4	1.4	11.4	1.3	11.4	57
21	19UCIT021	LEEPIKA V R	2.5	30.6	13.0	2.5	14.4	14.4	13.0	1.7	30.6	13.0	1.7	13.0	1.6	13.0	65
22	19UCIT022	LOGESWARAN K S	2.5	15.0	11.6	2.5	7.0	7.0	11.6	1.4	15.0	11.6	1.4	11.6	1.3	11.6	58
23	19UCIT023	MADHUMITHA K	2.5	29.9	12.8	2.5	14.1	13.4	12.8	1.7	28.6	12.8	1.7	12.8	1.6	12.8	64
24	19UCIT024	MALINI V S	2.5	28.6	12.4	2.5	13.4	12.8	12.4	1.7	27.2	12.4	1.7	12.4	1.6	12.4	62
25	19UCIT025	MANIKANDAN M	2.5	27.2	13.2	2.5	12.8	9.9	13.2	1.4	21.1	13.2	1.4	13.2	1.3	13.2	66
26	19UCIT026	MANOJKUMAR P	2.5	25.8	11.4	2.5	12.2	9.6	11.4	1.4	20.4	11.4	1.4	11.4	1.3	11.4	57
27	19UCIT027	MATHIYARASI M	2.5	20.4	11.4	2.5	9.6	9.6	11.4	1.4	20.4	11.4	1.4	11.4	1.3	11.4	57
28	19UCIT028	NAVEEN K A	2.5	17.0	12.4	2.5	8.0	AB	12.4	0.0	AB	12.4	0.0	12.4	0.0	12.4	62
29	19UCIT029	NAVEENA P	2.5	23.8	11.2	2.5	11.2	11.8	11.2	1.4	25.2	11.2	1.4	11.2	1.3	11.2	56
30	19UCIT030	NEERAJ V E	2.5	17.0	8.4	2.5	8.0	6.4	8.4	1.0	13.6	8.4	1.0	8.4	1.0	8.4	42
31	19UCIT031	NIMMITHA S	2.5	23.8	11.0	2.5	11.2	9.6	11.0	1.4	20.4	11.0	1.4	11.0	1.3	11.0	55
32	19UCIT032	NISANDHINI K	2.5	25.8	12.4	2.5	12.2	12.5	12.4	1.7	26.5	12.4	1.7	12.4	1.6	12.4	62
33	19UCIT033	NITISH ARVINTH K	2.5	25.8	10.8	2.5	12.2	10.2	10.8	0.7	21.8	10.8	0.7	10.8	0.6	10.8	54
34	19UCIT034	PREM R R	2.5	23.8	11.2	2.5	11.2	9.6	11.2	1.0	20.4	11.2	1.0	11.2	1.0	11.2	56
35	19UCIT035	PRIYADHARSHINI P	2.5	25.8	11.6	2.5	12.2	11.8	11.6	1.4	25.2	11.6	1.4	11.6	1.3	11.6	58
36	19UCIT036	PRIYANKA S	2.5	23.8	11.4	2.5	11.2	11.2	11.4	1.7	23.8	11.4	1.7	11.4	1.6	11.4	57
37	19UCIT037	PUNITHA S	2.5	29.9	12.2	2.5	14.1	12.2	12.2	1.7	25.8	12.2	1.7	12.2	1.6	12.2	61
38	19UCIT038	RAMESH S	2.5	24.5	11.6	2.5	11.5	AB	11.6	1.0	AB	11.6	1.0	11.6	1.0	11.6	58
39	19UCIT039	RANGANATHAN M	2.5	25.2	11.6	2.5	11.8	10.2	11.6	0.7	21.8	11.6	0.7	11.6	0.6	11.6	58
40	19UCIT040	ROSHIN R	0.0	21.8	11.0	0.0	10.2	9.0	11.0	1.0	19.0	11.0	1.0	11.0	1.0	11.0	55
41	19UCIT041	SANGAMITHRA V	2.5	30.6	11.2	2.5	14.4	11.2	11.2	1.7	23.8	11.2	1.7	11.2	1.6	11.2	56
42	19UCIT042	SANTHIGA P	2.5	23.8	11.6	2.5	11.2	10.9	11.6	1.7	23.1	11.6	1.7	11.6	1.6	11.6	58
43	19UCIT043	SANTHOSH KUMAR S	2.5	25.8	11.8	2.5	12.2	9.9	11.8	1.7	21.1	11.8	1.7	11.8	1.6	11.8	59
44	19UCIT044	SEENIVASAN T S	2.5	20.4	9.2	2.5	9.6	7.7	9.2	1.4	16.3	9.2	1.4	9.2	1.3	9.2	46
45	19UCIT045	SHABARIGANAISAN K	2.5	21.8	8.8	2.5	10.2	9.6	8.8	1.4	20.4	8.8	1.4	8.8	1.3	8.8	44



Dr. N. RAMAN  
 PRINCIPAL,  
 KONGU ARTS AND SCIENCE COLLEGE  
 (AUTONOMOUS)  
 NANJANAPURAM, ERODE - 638 107.

46	19UCIT046	SHANGAMITHRA S	2.5	27.2	12.0	2.5	12.8	12.2	12.0	1.7	25.8	12.0	1.7	12.0	1.6	12.0	60	
47	19UCIT047	SHARMILA N R	2.5	31.3	13.2	2.5	14.7	12.8	13.2	1.7	27.2	13.2	1.7	13.2	1.6	13.2	66	
48	19UCIT048	SHELSIA P	2.5	19.0	12.0	2.5	9.0	10.2	12.0	1.4	21.8	12.0	1.4	12.0	1.3	12.0	60	
49	19UCIT049	SHIVADHARSHINI R	2.5	20.4	11.6	2.5	9.6	8.3	11.6	1.7	17.7	11.6	1.7	11.6	1.6	11.6	58	
50	19UCIT050	SUGASHREE R	2.5	17.7	8.8	2.5	8.3	10.6	8.8	1.4	22.4	8.8	1.4	8.8	1.3	8.8	44	
51	19UCIT051	SUKESH P	2.5	15.0	11.2	2.5	7.0	8.0	11.2	1.7	17.0	11.2	1.7	11.2	1.6	11.2	56	
52	19UCIT052	SUVETHA T P	2.5	29.9	12.8	2.5	14.1	11.5	12.8	1.7	24.5	12.8	1.7	12.8	1.6	12.8	64	
53	19UCIT053	THILAGAN M	2.5	25.8	10.4	2.5	12.2	AB	10.4	1.4	AB	10.4	1.4	10.4	1.3	10.4	52	
54	19UCIT054	THULASIHARIHARAN P	2.5	21.8	11.8	2.5	10.2	10.2	11.8	1.4	21.8	11.8	1.4	11.8	1.3	11.8	59	
55	19UCIT055	VENKATESHWARAN A	2.5	20.4	10.8	2.5	9.6	9.0	10.8	1.4	19.0	10.8	1.4	10.8	1.3	10.8	54	
56	19UCIT056	VIDHYASAGAR L	2.5	21.8	11.4	2.5	10.2	8.0	11.4	1.4	17.0	11.4	1.4	11.4	1.3	11.4	57	
57	19UCIT057	VIGNESHWARAN R	2.5	21.8	12.4	2.5	10.2	11.2	12.4	1.0	23.8	12.4	1.0	12.4	1.0	12.4	62	
58	19UCIT058	VIJAYENDRA A K	2.5	19.0	10.4	2.5	9.0	10.2	10.4	1.4	21.8	10.4	1.4	10.4	1.3	10.4	52	
59	19UCIT059	VISHVA S P	2.5	25.8	11.6	2.5	12.2	11.5	11.6	1.7	24.5	11.6	1.7	11.6	1.6	11.6	58	
60	19UCIT060	YUVAPRIYAN K M	2.5	20.4	12.4	2.5	9.6	9.6	12.4	1.4	20.4	12.4	1.4	12.4	1.3	12.4	62	
<b>No. of Students Scored Set Attainment Level</b>			<b>55</b>	<b>53</b>	<b>60</b>	<b>55</b>	<b>53</b>	<b>53</b>	<b>60</b>	<b>55</b>	<b>53</b>	<b>60</b>	<b>55</b>	<b>60</b>	<b>55</b>	<b>60</b>	<b>60</b>	
<b>CO Attainment</b>			0.92	0.88	1.00	0.92	0.88	0.88	1.00	0.92	0.88	0.88	1.00	0.92	1.00	0.92	1.00	
<b>Average CO Attainment</b>			0.93			0.92			0.93			0.96			0.96			1.00
<b>CO Attainment Level</b>			0.75			( 3 *25% )			2.25			( 3 *75% )						
<b>Overall CO Attainment</b>			3.00			( 0.75 + 2.25 )												

Level 1	60 % of Students Scored more than set attainment level
Level 2	70 % of Students Scored more than set attainment level
Level 3	80 % of Students Scored more than set attainment level

Method	Weightage
CIA	25
ESE	75



**Dr. N. RAMAN**  
PRINCIPAL,  
KONGU ARTS AND SCIENCE COLLEGE  
(AUTONOMOUS)  
NANJANAPURAM, ERODE - 638 107.

**PROGRAMME OUTCOMES AND PROGRAMME SPECIFIC OUTCOMES ATTAINMENT**

Course	PO1	PO2	PO3	PO4	PO5	PO6	PO7	PSO1	PSO2	PSO3
C502	3.00	3.00	2.00	3.00	1.00	1.00	3.00	3.00	2.00	3.00

(CO Attained x PO/PSO Expected)/3

1. *[Signature]*  
 2. *[Signature]*  
 FACULTY

*[Signature]*  
 HEAD OF THE DEPARTMENT



*[Signature]*  
**Dr. N. RAMAN**  
 PRINCIPAL  
 KONGU ARTS AND SCIENCE COLLEGE  
 (AUTONOMOUS)  
 NANJANAPURAM, ERODE - 638 107.

**KONGU ARTS AND SCIENCE COLLEGE (AUTONOMOUS), ERODE - 638 107**  
**DEPARTMENT OF COMPUTER TECHNOLOGY AND INFORMATION TECHNOLOGY**  
**ASSESSMENT OF ATTAINMENT OF COURSE OUTCOMES**  
**17UAMCT503 AND VISUAL BASIC.NET PROGRAMMING**  
**S.THANGAMANI**  
**2021-2022**  
**III B.Sc. (INFORMATION TECHNOLOGY)**

COURSE CODE AND NAME  
 FACULTY  
 ACADEMIC YEAR  
 CLASS  
 COURSE OUTCOME

At the end of the course, students will be able to  
 CO1 Demonstrate the understanding of the .NET environment features and the .NET applications.  
 CO2 Design the forms and reports using the VB.NET features.  
 CO3 Construct the programs using the database concepts.  
 CO4 Design the web forms and websites using the ASP .NET features.  
 CO5 Apply the control features in the web forms.

**CORRELATION LEVELS**

High	3
Medium	2
Low	1
No Correlation	-

**CO - PO, PSO CORRELATION MATRIX**

CO	PO1	PO2	PO3	PO4	PO5	PO6	PO7	PSO1	PSO2	PSO3
C503	3	3	2	2	1	1	3	3	2	3

**COURSE OUTCOME ATTAINMENT**

Course Outcome			Internal Assessment													End Semester Examinations	
			CO 1			CO 2			CO 3			CO 4		CO 5			
Programme Outcomes			PO, PSO														
Marks			2.5	34	15	2.5	16	16	15	1.7	34	15	1.7	15	1.6	15	
S.No.	Reg.No.	Name of the Student	Assignme nt 1	Test 1	Model	Assignme nt 1	Test 1	Test 2	Model	Assignme nt 2	Test 2	Model	Assignme nt 2	Model	Assignme nt 2	Model	
1	19UCIT001	ABISHEK R	2.5	28.6	6.0	2.5	13.4	11.8	6.0	1.7	25.2	6.0	1.7	6.0	1.6	6.0	55
2	19UCIT002	AMEERKHAN A	2.5	26.5	2.4	2.5	12.5	10.9	2.4	1.4	23.1	2.4	1.4	2.4	1.3	2.4	56
3	19UCIT003	ARUL KUMARAN S	2.5	26.5	5.0	2.5	12.5	10.9	5.0	1.7	23.1	5.0	1.7	5.0	1.6	5.0	51
4	19UCIT004	ASHOK KUMAR S	2.5	25.2	2.6	2.5	11.8	9.6	2.6	1.7	20.4	2.6	1.7	2.6	1.6	2.6	47
5	19UCIT005	BHARATH NIVAS T M	0.0	17.7	2.2	0.0	8.3	7.4	2.2	1.7	15.6	2.2	1.7	2.2	1.6	2.2	54
6	19UCIT006	BHARATH S	2.5	29.2	8.6	2.5	13.8	10.2	8.6	1.7	21.8	8.6	1.7	8.6	1.6	8.6	40
7	19UCIT007	DEEPASRI M	2.5	29.9	7.8	2.5	14.1	12.5	7.8	1.7	26.5	7.8	1.7	7.8	1.6	7.8	58



**Dr. N. RAMAN**  
**PRINCIPAL**  
 KONGU ARTS AND SCIENCE COLLEGE  
 (AUTONOMOUS)  
 NANJANAPURAM, ERODE - 638 107.

8	19UCIT008	DEVAYANI V	2.5	30.6	9.8	2.5	14.4	13.1	9.8	1.7	27.9	9.8	1.7	9.8	1.6	9.8	60
9	19UCIT009	DHIVYA J	2.5	31.3	12.6	2.5	14.7	13.4	12.6	1.7	28.6	12.6	1.7	12.6	1.6	12.6	66
10	19UCIT010	GOKUL C	2.5	27.2	4.8	2.5	12.8	10.6	4.8	1.7	22.4	4.8	1.7	4.8	1.6	4.8	52
11	19UCIT011	GOKULAKARTHIK G	0.0	AB	4.6	0.0	AB	9.3	4.6	0.0	19.7	4.6	0.0	4.6	0.0	4.6	50
12	19UCIT012	GOKULANARAYANAN K	2.5	19.7	3.0	2.5	9.3	7.4	3.0	0.0	15.6	3.0	0.0	3.0	0.0	3.0	48
13	19UCIT013	HARSAWARTHINI R	2.5	25.8	8.8	2.5	12.2	12.8	8.8	1.7	27.2	8.8	1.7	8.8	1.6	8.8	56
14	19UCIT014	HARSHINI M	2.5	30.6	9.4	2.5	14.4	13.4	9.4	1.7	28.6	9.4	1.7	9.4	1.6	9.4	60
15	19UCIT015	HEMASRI M	2.5	29.9	6.6	2.5	14.1	10.9	6.6	1.7	23.1	6.6	1.7	6.6	1.6	6.6	55
16	19UCIT016	KAMAL RAJ P	2.5	25.8	3.8	2.5	12.2	11.5	3.8	1.4	24.5	3.8	1.4	3.8	1.3	3.8	46
17	19UCIT017	KAVIN BABU S	2.5	27.2	7.4	2.5	12.8	AB	7.4	1.4	AB	7.4	1.4	7.4	1.3	7.4	56
18	19UCIT018	KAVIN S	2.5	23.8	2.6	2.5	11.2	12.8	2.6	0.0	27.2	2.6	0.0	2.6	0.0	2.6	47
19	19UCIT019	KAVIYA S J	2.5	29.9	6.6	2.5	14.1	13.1	6.6	1.4	27.9	6.6	1.4	6.6	1.3	6.6	60
20	19UCIT020	KOUSICK P	2.5	27.9	AB	2.5	13.1	11.2	AB	1.0	23.8	AB	1.0	AB	1.0	AB	58
21	19UCIT021	LEEPIKA V R	2.5	31.3	12.6	2.5	14.7	14.7	12.6	1.7	31.3	12.6	1.7	12.6	1.6	12.6	66
22	19UCIT022	LOGESWARAN K S	2.5	29.2	6.0	2.5	13.8	9.9	6.0	1.4	21.1	6.0	1.4	6.0	1.3	6.0	47
23	19UCIT023	MADHUMITHA K	2.5	31.3	12.2	2.5	14.7	14.4	12.2	1.7	30.6	12.2	1.7	12.2	1.6	12.2	65
24	19UCIT024	MALINI V S	2.5	AB	8.6	2.5	AB	14.4	8.6	1.7	30.6	8.6	1.7	8.6	1.6	8.6	58
25	19UCIT025	MANIKANDAN M	2.5	28.6	4.8	2.5	13.4	10.2	4.8	1.7	21.8	4.8	1.7	4.8	1.6	4.8	56
26	19UCIT026	MANOJKUMAR P	2.5	28.6	2.4	2.5	13.4	9.6	2.4	1.4	20.4	2.4	1.4	2.4	1.3	2.4	53
27	19UCIT027	MATHIYARASI M	2.5	28.6	7.0	2.5	13.4	13.4	7.0	1.4	28.6	7.0	1.4	7.0	1.3	7.0	54
28	19UCIT028	NAVEEN K A	2.5	26.5	2.4	2.5	12.5	AB	2.4	1.4	AB	2.4	1.4	2.4	1.3	2.4	47
29	19UCIT029	NAVEENA P	2.5	28.6	6.0	2.5	13.4	13.8	6.0	1.7	29.2	6.0	1.7	6.0	1.6	6.0	50
30	19UCIT030	NEERAJ V E	2.5	21.1	5.4	2.5	9.9	5.4	5.4	1.4	11.6	5.4	1.4	5.4	1.3	5.4	42
31	19UCIT031	NIMMITHA S	2.5	26.5	3.8	2.5	12.5	12.2	3.8	1.7	25.8	3.8	1.7	3.8	1.6	3.8	53
32	19UCIT032	NISANDHINI K	2.5	29.2	7.6	2.5	13.8	12.2	7.6	1.7	25.8	7.6	1.7	7.6	1.6	7.6	57
33	19UCIT033	NITISH ARVINTH K	2.5	26.5	4.8	2.5	12.5	10.2	4.8	1.7	21.8	4.8	1.7	4.8	1.6	4.8	58
34	19UCIT034	PREM R R	2.5	28.6	6.2	2.5	13.4	12.2	6.2	1.4	25.8	6.2	1.4	6.2	1.3	6.2	53
35	19UCIT035	PRIYADHARSHINI P	2.5	29.2	7.0	2.5	13.8	12.8	7.0	1.7	27.2	7.0	1.7	7.0	1.6	7.0	51
36	19UCIT036	PRIYANKA S	2.5	28.6	8.6	2.5	13.4	12.5	8.6	1.7	26.5	8.6	1.7	8.6	1.6	8.6	60
37	19UCIT037	PUNITHA S	2.5	31.3	10.2	2.5	14.7	13.8	10.2	1.7	29.2	10.2	1.7	10.2	1.6	10.2	62
38	19UCIT038	RAMESH S	2.5	26.5	4.6	2.5	12.5	AB	4.6	1.4	AB	4.6	1.4	4.6	1.3	4.6	50
39	19UCIT039	RANGANATHAN M	2.5	26.5	6.0	2.5	12.5	9.9	6.0	1.4	21.1	6.0	1.4	6.0	1.3	6.0	52
40	19UCIT040	ROSHIN R	2.5	AB	2.4	2.5	AB	12.2	2.4	1.4	25.8	2.4	1.4	2.4	1.3	2.4	49
41	19UCIT041	SANGAMITHRA V	2.5	31.3	8.0	2.5	14.7	14.4	8.0	1.7	30.6	8.0	1.7	8.0	1.6	8.0	58
42	19UCIT042	SANTHIGA P	2.5	27.9	4.6	2.5	13.1	12.5	4.6	1.7	26.5	4.6	1.7	4.6	1.6	4.6	52
43	19UCIT043	SANTHOSHKUMAR S	2.5	29.9	2.4	2.5	14.1	11.5	2.4	1.4	24.5	2.4	1.4	2.4	1.3	2.4	48
44	19UCIT044	SEENIVASAN T S	2.5	27.9	4.8	2.5	13.1	10.9	4.8	1.4	23.1	4.8	1.4	4.8	1.3	4.8	49
45	19UCIT045	SHABARIGANAISAN K	2.5	27.9	7.4	2.5	13.1	10.6	7.4	1.4	22.4	7.4	1.4	7.4	1.3	7.4	51
46	19UCIT046	SHANGAMITHRA S	2.5	29.9	6.8	2.5	14.1	13.4	6.8	1.7	28.6	6.8	1.7	6.8	1.6	6.8	55



Dr. N. RAMAN  
 PRINCIPAL,  
 KONGU ARTS AND SCIENCE COLLEGE  
 (AUTONOMOUS)  
 NANJANAPURAM, ERODE - 638 107.



47	19UCIT047	SHARMILA N R	2.5	29.9	10.6	2.5	14.1	14.4	10.6	1.7	30.6	10.6	1.7	10.6	1.6	10.6	65	
48	19UCIT048	SHELSIA P	2.5	31.3	2.6	2.5	14.7	12.5	2.6	1.7	26.5	2.6	1.7	2.6	1.6	2.6	50	
49	19UCIT049	SHIVADHARSHINI R	2.5	26.5	4.8	2.5	12.5	13.8	4.8	1.7	29.2	4.8	1.7	4.8	1.6	4.8	51	
50	19UCIT050	SUGASHREE R	2.5	29.2	3.6	2.5	13.8	11.5	3.6	1.7	24.5	3.6	1.7	3.6	1.6	3.6	53	
51	19UCIT051	SUKESH P	2.5	23.8	4.0	2.5	11.2	11.5	4.0	1.4	24.5	4.0	1.4	4.0	1.3	4.0	42	
52	19UCIT052	SUVETHA T P	2.5	30.6	10.2	2.5	14.4	14.4	10.2	1.7	30.6	10.2	1.7	10.2	1.6	10.2	62	
53	19UCIT053	THILAGAN M	2.5	27.9	3.0	2.5	13.1	10.2	3.0	1.4	21.8	3.0	1.4	3.0	1.3	3.0	55	
54	19UCIT054	THULASIHARIHARAN P	2.5	27.2	6.0	2.5	12.8	AB	6.0	1.4	AB	6.0	1.4	6.0	1.3	6.0	51	
55	19UCIT055	VENKATESHWARAN A	2.5	29.2	1.8	2.5	13.8	12.2	1.8	1.7	25.8	1.8	1.7	1.8	1.6	1.8	53	
56	19UCIT056	VIDHYASAGAR L	2.5	28.6	3.8	2.5	13.4	12.8	3.8	1.7	27.2	3.8	1.7	3.8	1.6	3.8	49	
57	19UCIT057	VIGNESHWARAN R	2.5	28.6	AB	2.5	13.4	13.4	AB	1.4	28.6	AB	1.4	AB	1.3	AB	47	
58	19UCIT058	VIJAYENDRA A K	2.5	27.2	6.2	2.5	12.8	10.2	6.2	1.7	21.8	6.2	1.7	6.2	1.6	6.2	51	
59	19UCIT059	VISHVA S P	2.5	30.6	8.8	2.5	14.4	13.8	8.8	1.7	29.2	8.8	1.7	8.8	1.6	8.8	58	
60	19UCIT060	YUVAPRIYAN K M	2.5	20.4	1.6	2.5	9.6	9.3	1.6	1.4	19.7	1.6	1.4	1.6	1.3	1.6	50	
<b>No. of Students Scored Set Attainment Level</b>			<b>58</b>	<b>57</b>	<b>21</b>	<b>58</b>	<b>57</b>	<b>55</b>	<b>21</b>	<b>57</b>	<b>55</b>	<b>21</b>	<b>57</b>	<b>21</b>	<b>57</b>	<b>21</b>	<b>60</b>	
<b>CO Attainment</b>			0.97	0.95	0.35	0.97	0.95	0.92	0.35	0.95	0.92	0.35	0.95	0.35	0.95	0.35	1.00	
<b>Average CO Attainment</b>			0.76			0.80			0.74			0.65			0.65			1.00
<b>CO Attainment Level</b>			0.5 ( 2 *25% )						2.25 ( 3 *75% )									
<b>Overall CO Attainment</b>			2.75 ( 0.5 + 2.25 )															

Level 1	60 % of Students Scored more than set attainment level
Level 2	70 % of Students Scored more than set attainment level
Level 3	80 % of Students Scored more than set attainment level

Method	Weightage
CIA	25
ESE	75



  
**Dr. N. RAMAN**  
 PRINCIPAL  
 KONGU ARTS AND SCIENCE COLLEGE  
 (AUTONOMOUS)  
 NANJANAPURAM, ERODE - 638 107.

**PROGRAMME OUTCOMES AND PROGRAMME SPECIFIC OUTCOMES ATTAINMENT**

Course	PO1	PO2	PO3	PO4	PO5	PO6	PO7	PSO1	PSO2	PSO3
C503	2.75	2.75	1.83	1.83	0.92	0.92	2.75	2.75	1.83	2.75

(CO Attained x PO/PSO Expected)/3

*S. Thanhamani*  
FACULTY

(S.THANHAMANI)

*S. M. Arangan*  
HEAD OF THE DEPARTMENT



*Dr. N. Ramani*  
**Dr. N. RAMAN**  
PRINCIPAL,  
KONGU ARTS AND SCIENCE COLLEGE  
(AUTONOMOUS)  
NANJANAPURAM, ERODE - 638 107.

**KONGU ARTS AND SCIENCE COLLEGE (AUTONOMOUS), ERODE - 638 107**  
**DEPARTMENT OF COMPUTER TECHNOLOGY AND INFORMATION TECHNOLOGY**  
**ASSESSMENT OF ATTAINMENT OF COURSE OUTCOMES**

17UAMCP504 AND CORE LAB 5 : VB.NET Programming Lab  
 S.THANGAMANI  
 2021 - 2022  
 III B.Sc. (INFORMATION TECHNOLOGY)

COURSE CODE AND NAME  
 FACULTY  
 ACADEMIC YEAR  
 CLASS

**COURSE OUTCOME**

At the end of the course, students will be able to  
 CO1 Identify the basic HTML elements and their attributes.  
 CO2 Build a static website and add dynamic functionality to it by using JavaScript.  
 CO3 Develop online applications using Servlets and JSP.  
 CO4 Implement XML documents and schemas.  
 CO5 Design and launch web services.

**CORRELATION LEVELS**


High	3
Medium	2
Low	1
No Correlation	-

**CO - PO, PSO CORRELATION MATRIX**

CO	PO1	PO2	PO3	PO4	PO5	PO6	PO7	PSO1	PSO2	PSO3
CP504	3	3	2	2	1	1	3	3	2	3

**COURSE OUTCOME ATTAINMENT**

S.No.	Reg.No.	Name of the Student	Marks	Internal Assessment						End Semester Examinations	
				CO 1		CO 2		CO 3	CO 4		CO 5
				Test	Model	Test	Model	Test	Model		Model
1	19UCIT001	ABISHEK R	14	12	14	12	12	12	12	12	12
			12.6	11.2	12.6	11.2	10.8	11.2	11.2	11.2	11.2



**D. N. RAMAN**  
 PRINCIPAL,  
 KONGU ARTS AND SCIENCE COLLEGE  
 (AUTONOMOUS)  
 NANJANAPURAM, ERODE - 638 107.

2	19UCIT002	AMEERKHAN A	13.3	10.8	13.3	10.8	11.4	10.8	10.8	10.8	45
3	19UCIT003	ARUL KUMARAN S	13.0	10.4	13.0	10.4	11.1	10.4	10.4	10.4	50
4	19UCIT004	ASHOK KUMAR S	12.3	10.0	12.3	10.0	10.5	10.0	10.0	10.0	47
5	19UCIT005	BHARATH NIVAS T M	13.0	11.4	13.0	11.4	11.1	11.4	11.4	11.4	45
6	19UCIT006	BHARATH S	14.0	11.8	14.0	11.8	12.0	11.8	11.8	11.8	54
7	19UCIT007	DEEPASRI M	13.7	11.6	13.7	11.6	11.7	11.6	11.6	11.6	48
8	19UCIT008	DEVAYANI V	14.0	12.0	14.0	12.0	12.0	12.0	12.0	12.0	56
9	19UCIT009	DHIVYA J	14.0	12.0	14.0	12.0	12.0	12.0	12.0	12.0	60
10	19UCIT010	GOKUL C	13.3	11.2	13.3	11.2	11.4	11.2	11.2	11.2	45
11	19UCIT011	GOKULAKARTHIK G	11.9	10.4	11.9	10.4	10.2	10.4	10.4	10.4	43
12	19UCIT012	GOKULANARAYANAN K	11.9	10.4	11.9	10.4	10.2	10.4	10.4	10.4	54
13	19UCIT013	HARSAWARTHINI R	14.0	10.6	14.0	10.6	12.0	10.6	10.6	10.6	43
14	19UCIT014	HARSHINI M	13.3	10.2	13.3	10.2	11.4	10.2	10.2	10.2	45
15	19UCIT015	HEMASRI M	13.7	11.4	13.7	11.4	11.7	11.4	11.4	11.4	51
16	19UCIT016	KAMAL RAJ P	13.3	10.4	13.3	10.4	11.4	10.4	10.4	10.4	45
17	19UCIT017	KAVIN BABU S	13.0	6.0	13.0	6.0	11.1	6.0	6.0	6.0	52
18	19UCIT018	KAVIN S	13.3	10.0	13.3	10.0	11.4	10.0	10.0	10.0	44
19	19UCIT019	KAVIYA S J	13.7	11.2	13.7	11.2	11.7	11.2	11.2	11.2	46
20	19UCIT020	KOUSICK P	13.3	10.4	13.3	10.4	11.4	10.4	10.4	10.4	48
21	19UCIT021	LEEPIKA V R	14.0	12.0	14.0	12.0	12.0	12.0	12.0	12.0	60
22	19UCIT022	LOGESWARAN K S	14.0	11.6	14.0	11.6	12.0	11.6	11.6	11.6	45
23	19UCIT023	MADHUMITHA K	14.0	12.0	14.0	12.0	12.0	12.0	12.0	12.0	60
24	19UCIT024	MALINI V S	13.7	11.6	13.7	11.6	11.7	11.6	11.6	11.6	60
25	19UCIT025	MANIKANDAN M	13.3	11.6	13.3	11.6	11.4	11.6	11.6	11.6	49
26	19UCIT026	MANOJKUMAR P	12.6	11.4	12.6	11.4	10.8	11.4	11.4	11.4	45
27	19UCIT027	MATHIYARASI M	AB	11.4	AB	11.4	AB	11.4	11.4	11.4	52
28	19UCIT028	NAVEEN K A	13.0	11.4	13.0	11.4	11.1	11.4	11.4	11.4	45
29	19UCIT029	NAVEENA P	13.7	11.6	13.7	11.6	11.7	11.6	11.6	11.6	52
30	19UCIT030	NEERAJ V E	12.6	11.0	12.6	11.0	10.8	11.0	11.0	11.0	40
31	19UCIT031	NIMMITHA S	13.3	11.6	13.3	11.6	11.4	11.6	11.6	11.6	47
32	19UCIT032	NISANDHINI K	14.0	11.8	14.0	11.8	12.0	11.8	11.8	11.8	50
33	19UCIT033	NITISH ARVINTH K	13.3	10.4	13.3	10.4	11.4	10.4	10.4	10.4	51
34	19UCIT034	PREM P R	14.0	12.0	14.0	12.0	12.0	12.0	12.0	12.0	60
35	19UCIT035	PRIYADHARSHINI P	13.7	11.2	13.7	11.2	11.7	11.2	11.2	11.2	56



**Dr. N. RAMAN**  
**PRINCIPAL,**  
**KONGU ARTS AND SCIENCE COLLEGE**  
**(AUTONOMOUS)**  
**NANJANAPURAM, ERODE - 638 107.**

36	19UCIT036	PRIYANKA S	13.7	11.8	13.7	11.8	11.7	11.8	11.8	11.8	47
37	19UCIT037	PUNITHA S	14.0	11.8	14.0	11.8	12.0	11.8	11.8	11.8	51
38	19UCIT038	RAMESH S	13.3	8.0	13.3	8.0	11.4	8.0	8.0	8.0	50
39	19UCIT039	RANGANATHAN M	13.7	9.2	13.7	9.2	11.7	9.2	9.2	9.2	51
40	19UCIT040	ROSHIN R	13.3	11.2	13.3	11.2	11.4	11.2	11.2	11.2	47
41	19UCIT041	SANGAMITHRA V	13.7	11.6	13.7	11.6	11.7	11.6	11.6	11.6	53
42	19UCIT042	SANTHIGA P	14.0	11.4	14.0	11.4	12.0	11.4	11.4	11.4	53
43	19UCIT043	SANTHOSHKUMAR S	13.7	11.4	13.7	11.4	11.7	11.4	11.4	11.4	50
44	19UCIT044	SEENIVASAN T S	13.0	11.6	13.0	11.6	11.1	11.6	11.6	11.6	45
45	19UCIT045	SHABARIGANAISAN K	13.0	11.6	13.0	11.6	11.1	11.6	11.6	11.6	51
46	19UCIT046	SHANGAMITHRA S	13.3	11.8	13.3	11.8	11.4	11.8	11.8	11.8	52
47	19UCIT047	SHARMILA N R	14.0	12.0	14.0	12.0	12.0	12.0	12.0	12.0	57
48	19UCIT048	SHELSIA P	13.3	11.0	13.3	11.0	11.4	11.0	11.0	11.0	51
49	19UCIT049	SHIVADHARSHINI R	13.3	11.2	13.3	11.2	11.4	11.2	11.2	11.2	51
50	19UCIT050	SUGASHREE R	14.0	11.8	14.0	11.8	12.0	11.8	11.8	11.8	49
51	19UCIT051	SUKESH P	12.6	10.8	12.6	10.8	10.8	10.8	10.8	10.8	55
52	19UCIT052	SUVETHA T P	14.0	11.6	14.0	11.6	12.0	11.6	11.6	11.6	60
53	19UCIT053	THILAGAN M	13.3	11.4	13.3	11.4	11.4	11.4	11.4	11.4	53
54	19UCIT054	THULASIHARIHARAN P	13.3	11.6	13.3	11.6	11.4	11.6	11.6	11.6	43
55	19UCIT055	VENKATESHWARAN A	13.0	11.6	13.0	11.6	11.1	11.6	11.6	11.6	45
56	19UCIT056	VIDHYASAGAR L	13.3	11.0	13.3	11.0	11.4	11.0	11.0	11.0	49
57	19UCIT057	VIGNESHWARAN R	13.7	11.0	13.7	11.0	11.7	11.0	11.0	11.0	47
58	19UCIT058	VIJAYENDRA A K	13.0	18.9	18.2	10.8	11.1	10.8	10.8	10.8	52
59	19UCIT059	VISHVA S P	14.0	21.0	20.3	12.0	12.0	12.0	12.0	12.0	58
60	19UCIT060	YUVAPRIYAN K M	13.3	19.3	16.8	11.0	11.4	11.0	11.0	11.0	48
No. of Students Scored Set Attainment Level			59	60	59	60	59	60	60	60	60
CO Attainment			0.98	1.00	0.98	1.00	0.98	1.00	1.00	1.00	1.00
Average CO Attainment			0.99		0.99		0.99		1.00		1.00
CO Attainment Level			1.2		( 3 *40%)		1.8		( 3 *60%)		
Overall CO Attainment			3.00				( 1.2 + 1.8 )				



**Dr. N. RAMAN**  
**PRINCIPAL**  
**KONGU ARTS AND SCIENCE COLLEGE**  
**(AUTONOMOUS)**  
**NANJANAPURAM, ERODE - 638 107.**

Level 1	60 % of Students Scored more than set attainment level
Level 2	70 % of Students Scored more than set attainment level
Level 3	80 % of Students Scored more than set attainment level

Method	Weightage
CIA	40
ESE	60

**PROGRAMME OUTCOMES AND PROGRAMME SPECIFIC OUTCOMES ATTAINMENT**

Course	PO1	PO2	PO3	PO4	PO5	PO6	PO7	PSO1	PSO2	PSO3
CP504	3	3	2	2	1	1	3	3	2	3

(CO Attained x PO/PSO Expected)/3

*S. Thanigamani*  
**FACULTY**  
 (S. THANIGAMANI)

*S. M. Anand*  
**HEAD OF THE DEPARTMENT**



*Dr. N. RAMAN*  
**Dr. N. RAMAN**  
**PRINCIPAL**  
 KONGU ARTS AND SCIENCE COLLEGE  
 (AUTONOMOUS)  
 NANJANAPURAM, ERODE - 638 107.

**KONGU ARTS AND SCIENCE COLLEGE (AUTONOMOUS), ERODE - 638 107**  
**DEPARTMENT OF COMPUTER TECHNOLOGY AND INFORMATION TECHNOLOGY**  
**ASSESSMENT OF ATTAINMENT OF COURSE OUTCOMES**

17UAMET505 PROGRAMMING IN PHP

Dr. R.ROOBA

2021 - 2022

III B.Sc. (INFORMATION TECHNOLOGY)

COURSE CODE AND NAME

FACULTY

ACADEMIC YEAR

CLASS

COURSE OUTCOME

At the end of the course, students will be able to  
 CO1 Demonstrate the usage of variables and operators in PHP script.  
 CO2 Illustrate the program flow control and arrays.  
 CO3 Summarize the concepts of functions, classes, files and directories.  
 CO4 Describe the database and structured query language extension.  
 CO5 Apply the concepts of cookies, sessions and securing PHP.

CORRELATION LEVELS

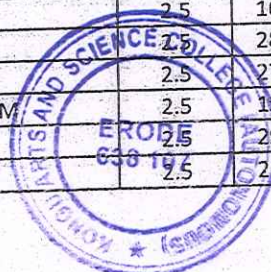
High	3
Medium	2
Low	1
No Correlation	-

CO - PO, PSO CORRELATION MATRIX

CO	PO1	PO2	PO3	PO4	PO5	PO6	PO7	PSO1	PSO2	PSO3
E505	3	1	1	-	1	1	3	3	3	3

COURSE OUTCOME ATTAINMENT

Course Outcome			Internal Assessment													End Semester Examinations	
			CO 1			CO 2				CO 3			CO 4		CO 5		
Programme Outcomes			PO, PSO														
Marks			2.5	34	15	2.5	16	16	15	1.7	34	15	1.7	15	1.6		15
S.No.	Reg.No.	Name of the Student	Assignme nt 1	Test 1	Model	Assignme nt 1	Test 1	Test 2	Model	Assignme nt 2	Test 2	Model	Assignme nt 2	Model	Assignme nt 2	Model	
1	19UCIT001	ABISHEK R	2.5	21.8	3.2	2.5	10.2	13.1	3.2	1.7	27.9	3.2	1.7	3.2	1.6	3.2	59
2	19UCIT002	AMEERKHAN A	2.5	16.3	AB	2.5	7.7	11.8	AB	1.4	25.2	AB	1.4	AB	1.3	AB	52
3	19UCIT003	ARUL KUMARAN S	2.5	28.6	4.0	2.5	13.4	13.4	4.0	1.7	28.6	4.0	1.7	4.0	1.6	4.0	46
4	19UCIT004	ASHOK KUMAR S	2.5	27.9	AB	2.5	13.1	14.1	AB	1.7	29.9	AB	1.7	AB	1.6	AB	49
5	19UCIT005	BHARATH NIVAS T M	2.5	19.0	1.8	2.5	9.0	13.4	1.8	1.4	28.6	1.8	1.4	1.8	1.3	1.8	52
6	19UCIT006	BHARATH S	2.5	29.9	10.4	2.5	14.1	14.1	10.4	1.7	29.9	10.4	1.7	10.4	1.6	10.4	44
7	19UCIT007	DEEPASRI M	2.5	26.5	5.2	2.5	12.5	13.4	5.2	1.7	28.6	5.2	1.7	5.2	1.6	5.2	58



**Dr. N. RAMAN**  
 PRINCIPAL,  
 KONGU ARTS AND SCIENCE COLLEGE  
 (AUTONOMOUS)  
 NANJANAPURAM, ERODE - 638 107.

8	19UCIT008	DEVAYANI V	2.5	28.6	11.6	2.5	13.4	11.5	11.6	1.7	24.5	11.6	1.7	11.6	1.6	11.6	62
9	19UCIT009	DHIVYA J	2.5	29.9	13.6	2.5	14.1	14.1	13.6	1.7	29.9	13.6	1.7	13.6	1.6	13.6	59
10	19UCIT010	GOKUL C	2.5	26.5	4.8	2.5	12.5	13.4	4.8	1.7	28.6	4.8	1.7	4.8	1.6	4.8	47
11	19UCIT011	GOKULAKARTHIK G	0.0	AB	1.4	0.0	AB	AB	1.4	0.0	AB	1.4	0.0	1.4	0.0	1.4	57
12	19UCIT012	GOKULANARAYANAN K	0.0	18.4	AB	0.0	8.6	AB	AB	1.4	AB	AB	1.4	AB	1.3	AB	44
13	19UCIT013	HARSAWARTHINI R	0.0	18.4	AB	0.0	8.6	AB	AB	1.4	AB	AB	1.4	AB	1.3	AB	44
14	19UCIT014	HARSHINI M	2.5	29.9	9.6	2.5	14.1	13.4	9.6	1.7	27.9	9.2	1.7	9.2	1.6	9.2	64
15	19UCIT015	HEMASRI M	2.5	27.2	7.2	2.5	12.8	13.1	7.2	1.7	27.9	7.2	1.7	7.2	1.6	7.2	54
16	19UCIT016	KAMAL RAJ P	2.5	28.6	AB	2.5	13.4	11.5	AB	1.7	24.5	AB	1.7	AB	1.6	AB	53
17	19UCIT017	KAVIN BABU S	2.5	28.6	AB	2.5	13.4	AB	AB	1.4	AB	AB	1.4	AB	1.3	AB	49
18	19UCIT018	KAVIN S	2.5	27.9	AB	2.5	13.1	13.8	AB	1.7	29.2	AB	1.7	AB	1.6	AB	50
19	19UCIT019	KAVIYA S J	2.5	29.2	7.4	2.5	13.8	13.8	7.4	1.7	29.2	7.4	1.7	7.4	1.6	7.4	54
20	19UCIT020	KOUSICK P	2.5	28.6	AB	2.5	13.4	14.1	AB	1.4	29.9	AB	1.4	AB	1.3	AB	59
21	19UCIT021	LEEPIKA V R	2.5	29.9	12.0	2.5	14.1	14.1	12.0	1.7	29.9	12.0	1.7	12.0	1.6	12.0	69
22	19UCIT022	LOGESWARAN K S	2.5	24.5	4.0	2.5	11.5	12.8	4.0	1.7	27.2	4.0	1.7	4.0	1.6	4.0	46
23	19UCIT023	MADHUMITHA K	2.5	28.6	13.8	2.5	13.4	14.1	13.8	1.7	29.9	13.8	1.7	13.8	1.6	13.8	66
24	19UCIT024	MALINI V S	2.5	28.6	11.0	2.5	13.4	13.4	11.0	1.7	28.6	11.0	1.7	11.0	1.6	11.0	58
25	19UCIT025	MANIKANDAN M	2.5	29.2	7.4	2.5	13.8	13.8	7.4	1.7	29.2	7.4	1.7	7.4	1.6	7.4	63
26	19UCIT026	MANOJKUMAR P	2.5	29.9	AB	2.5	14.1	13.1	AB	1.4	27.9	AB	1.4	AB	1.3	AB	54
27	19UCIT027	MATHIYARASI M	2.5	27.9	6.8	2.5	13.1	14.1	6.8	1.7	29.9	6.8	1.7	6.8	1.6	6.8	56
28	19UCIT028	NAVEEN K A	2.5	27.9	0.8	2.5	13.1	AB	0.8	1.4	AB	0.8	1.4	0.8	1.3	0.8	50
29	19UCIT029	NAVEENA P	2.5	29.2	6.0	2.5	13.8	14.1	6.0	1.7	29.9	6.0	1.7	6.0	1.6	6.0	48
30	19UCIT030	NEERAJ V E	2.5	21.8	1.2	2.5	10.2	14.1	1.2	1.7	29.9	1.2	1.7	1.2	1.6	1.2	36
31	19UCIT031	NIMMITHA S	2.5	27.9	2.0	2.5	13.1	12.2	2.0	1.7	25.8	2.0	1.7	2.0	1.6	2.0	54
32	19UCIT032	NISANDHINI K	2.5	27.2	7.6	2.5	12.8	14.1	7.6	1.7	29.9	7.6	1.7	7.6	1.6	7.6	51
33	19UCIT033	NITISH ARVINTH K	2.5	29.2	4.8	2.5	13.8	13.8	4.8	1.7	29.2	4.8	1.7	4.8	1.6	4.8	48
34	19UCIT034	PREM R R	2.5	25.2	AB	2.5	11.8	14.1	AB	1.4	29.9	AB	1.4	AB	1.3	AB	59
35	19UCIT035	PRIYADHARSHINI P	2.5	29.9	8.8	2.5	14.1	11.5	8.8	1.7	24.5	8.8	1.7	8.8	1.6	8.8	62
36	19UCIT036	PRIYANKA S	2.5	26.5	6.0	2.5	12.5	12.2	6.0	1.7	25.8	6.0	1.7	6.0	1.6	6.0	55
37	19UCIT037	PUNITHA S	2.5	29.9	11.6	2.5	14.1	14.1	11.6	1.7	29.9	11.6	1.7	11.6	1.6	11.6	57
38	19UCIT038	RAMESH S	2.5	29.9	7.4	2.5	14.1	AB	7.4	1.7	AB	7.4	1.7	7.4	1.6	7.4	53
39	19UCIT039	RANGANATHAN M	2.5	29.2	7.2	2.5	13.8	11.5	7.2	1.4	24.5	7.2	1.4	7.2	1.3	7.2	52
40	19UCIT040	ROSHIN R	2.5	29.2	AB	2.5	13.8	13.4	AB	1.4	28.6	AB	1.4	AB	1.3	AB	50
41	19UCIT041	SANGAMITHRA V	2.5	28.6	8.2	2.5	13.4	14.1	8.2	1.7	29.9	8.2	1.7	8.2	1.6	8.2	63
42	19UCIT042	SANTHIGA P	2.5	28.6	8.2	2.5	13.4	14.1	8.2	1.7	29.9	8.2	1.7	8.2	1.6	8.2	50
43	19UCIT043	SANTHOSH KUMAR S	2.5	28.6	8.2	2.5	13.4	14.1	8.2	1.7	29.9	8.2	1.7	8.2	1.6	8.2	46
44	19UCIT044	SEENIVASAN T S	2.5	29.2	3.8	2.5	13.8	13.4	3.8	1.4	28.6	3.8	1.4	3.8	1.3	3.8	51
45	19UCIT045	SHABARIGANAISAN K	2.5	28.6	7.8	2.5	13.4	14.1	7.8	1.7	29.9	7.8	1.7	7.8	1.6	7.8	56
46	19UCIT046	SHANGAMITHRA S	2.5	27.9	6.4	2.5	13.1	12.2	6.4	1.7	25.8	6.4	1.7	6.4	1.6	6.4	51



DR. N. RAMAN  
PRINCIPAL,  
KONGU ARTS AND SCIENCE COLLEGE  
(AUTONOMOUS)  
NANJANAPURAM, ERODE - 638 107.



47	19UCIT047	SHARMILA N R	2.5	28.6	13.8	2.5	13.4	14.1	13.8	1.7	29.9	13.8	1.7	13.8	1.6	13.8	62			
48	19UCIT048	SHELSIA P	2.5	28.6	6.0	2.5	13.4	11.8	6.0	1.7	25.2	6.0	1.7	6.0	1.6	6.0	57			
49	19UCIT049	SHIVADHARSHINI R	2.5	25.8	4.8	2.5	12.2	14.1	4.8	1.7	29.9	4.8	1.7	4.8	1.6	4.8	55			
50	19UCIT050	SUGASHREE R	2.5	27.9	6.8	2.5	13.1	14.1	6.8	1.7	29.9	6.8	1.7	6.8	1.6	6.8	48			
51	19UCIT051	SUKESH P	2.5	25.8	1.6	2.5	12.2	12.2	1.6	1.7	25.8	1.6	1.7	1.6	1.6	1.6	51			
52	19UCIT052	SUVETHA T P	2.5	29.9	7.2	2.5	14.1	14.1	7.2	1.7	29.9	7.2	1.7	7.2	1.6	7.2	67			
53	19UCIT053	THILAGAN M	2.5	29.9	1.0	2.5	14.1	13.4	1.0	1.4	28.6	1.0	1.4	1.0	1.3	1.0	51			
54	19UCIT054	THULASIHARIHARAN P	2.5	27.9	7.4	2.5	13.1	14.1	7.4	1.7	29.9	7.4	1.7	7.4	1.6	7.4	57			
55	19UCIT055	VENKATESHWARAN A	2.5	29.2	1.6	2.5	13.8	13.8	1.6	1.7	29.2	1.6	1.7	1.6	1.6	1.6	50			
56	19UCIT056	VIDHYASAGAR L	2.5	27.9	2.0	2.5	13.1	14.1	2.0	1.7	29.9	2.0	1.7	2.0	1.6	2.0	57			
57	19UCIT057	VIGNESHWARAN R	2.5	29.9	AB	2.5	14.1	12.2	AB	1.7	25.8	AB	1.7	AB	1.6	AB	49			
58	19UCIT058	VIJAYENDRA A K	2.5	27.2	AB	2.5	12.8	13.4	AB	1.4	28.6	AB	1.4	AB	1.3	AB	58			
59	19UCIT059	VISHVA S P	2.5	29.9	9.6	2.5	14.1	13.4	9.6	1.7	28.6	9.6	1.7	9.6	1.6	9.6	55			
60	19UCIT060	YUVAPRIYAN K M	2.5	22.4	1.2	2.5	10.6	11.5	1.2	1.4	24.5	1.2	1.4	1.2	1.3	1.2	47			
No. of Students Scored Set Attainment Level			58	59	25	58	59	55	25	59	55	25	59	25	59	25	60			
CO Attainment			0.97	0.98	0.42	0.97	0.98	0.92	0.42	0.98	0.92	0.42	0.98	0.42	0.98	0.42	1.00			
			0.79			0.82			0.77			0.70			0.70			1.00		
Average CO Attainment			0.76														1.00			
CO Attainment Level			0.5						( 2 *25% )						2.25 ( 3 *75% )					
Overall CO Attainment			2.75 ( 0.5 + 2.25 )																	

Level 1	60 % of Students Scored more than set attainment level
Level 2	70 % of Students Scored more than set attainment level
Level 3	80 % of Students Scored more than set attainment level

Method	Weightage
CIA	25
ESE	75



Dr. N. RAMAN  
PRINCIPAL,  
KONGU ARTS AND SCIENCE COLLEGE  
(AUTONOMOUS)  
NANJANAPURAM, ERODE - 638 107.

PROGRAMME OUTCOMES AND PROGRAMME SPECIFIC OUTCOMES ATTAINMENT

Course	PO1	PO2	PO3	PO4	PO5	PO6	PO7	PSO1	PSO2	PSO3
E505	2.75	0.92	0.92	-	0.92	0.92	2.75	2.75	2.75	2.75

(CO Attained x PO/PSO Expected)/3

*[Handwritten Signature]*  
FACULTY

*[Handwritten Signature]*  
HEAD OF THE DEPARTMENT



*[Handwritten Signature]*  
**Dr. N. RAMAN**  
PRINCIPAL,  
KONGU ARTS AND SCIENCE COLLEGE  
(AUTONOMOUS)  
NANJANAPURAM, ERODE - 638 107.

**KONGU ARTS AND SCIENCE COLLEGE (AUTONOMOUS), ERODE - 638 107**  
**DEPARTMENT OF COMPUTER TECHNOLOGY AND INFORMATION TECHNOLOGY**  
**ASSESSMENT OF ATTAINMENT OF COURSE OUTCOMES**

**COURSE CODE AND NAME**  
**FACULTY**  
**ACADEMIC YEAR**  
**CLASS**  
**COURSE OUTCOME**

**17UAMSP508 AND Skill Based Course 3 (Lab): PHP Programming Lab**  
**Dr. R.ROOBA**  
**2021 - 2022**  
**III B.Sc. (INFORMATION TECHNOLOGY)**

At the end of the course, the students will be able to  
 CO1 Implement the methods of HTML and message passing mechanism between forms.  
 CO2 Develop the program using control structures and date and time functions.  
 CO3 Implement the usage of file handling operations, string and arrays.  
 CO4 Develop an application using the concepts of MYSQL.  
 CO5 Install an application using cookie, session and form validation.

**CORRELATION LEVELS**


High	3
Medium	2
Low	1
No Correlation	-

**CO - PO, PSO CORRELATION MATRIX**

CO	PO1	PO2	PO3	PO4	PO5	PO6	PO7	PSO1	PSO2	PSO3
SP508	3	1	1	-	1	1	3	3	3	3


**COURSE OUTCOME ATTAINMENT**

Course Outcome			Internal Assessment								End Semester Examinations
			CO 1		CO 2		CO 3		CO 4	CO 5	
Programme Outcomes			PO, PSO								
Marks			10	9	10	9	10	9	9	9	
S.No.	Reg.No.	Name of the Student	Test	Model	Test	Model	Test	Model	Model	Model	
1	19UCIT001	ABISHKRE	9.7	8.8	9.7	8.8	9.7	8.8	8.8	8.8	30
2	19UCIT002	AMEERKHAN A	9.7	8.8	9.7	8.8	9.7	8.8	8.8	8.8	29
3	19UCIT003	ARUL KUMARAN S	9.7	8.8	9.7	8.8	9.7	8.8	8.8	8.8	31



**Dr. N. RAMAN**  
**PRINCIPAL,**  
**KONGU ARTS AND SCIENCE COLLEGE**  
**(AUTONOMOUS)**  
**NANJANAPURAM, ERODE - 638 107.**

4	19UCIT004	ASHOK KUMAR S	10	9	10	9	10	9	9	9	30
5	19UCIT005	BHARATH NIVAS T M	10	8.8	10	8.8	10	8.8	8.8	8.8	34
6	19UCIT006	BHARATH S	10	9	10	9	10	9	9	9	44
7	19UCIT007	DEEPASRI M	9.7	9	9.7	9	9.7	9	9	9	25
8	19UCIT008	DEVAYANI V	9.7	8.8	9.7	8.8	9.7	8.8	8.8	8.8	45
9	19UCIT009	DHIVYA J	10	9	10	9	10	9	9	9	45
10	19UCIT010	GOKUL C	9.7	8.8	9.7	8.8	9.7	8.8	8.8	8.8	29
11	19UCIT011	GOKULAKARTHIK G	9.7	8.4	9.7	8.4	9.7	8.4	8.4	8.4	38
12	19UCIT012	GOKULANARAYANAN K	10	8.8	10	8.8	10	8.8	8.8	8.8	28
13	19UCIT013	HARSAWARTHINI R	10	8.6	10	8.6	10	8.6	8.6	8.6	38
14	19UCIT014	HARSHINI M	10	9	10	9	10	9	9	9	40
15	19UCIT015	HEMASRI M	10	9	10	9	10	9	9	9	34
16	19UCIT016	KAMAL RAJ P	9.7	8.4	9.7	8.4	9.7	8.4	8.4	8.4	29
17	19UCIT017	KAVIN BABU S	10	8.8	10	8.8	10	8.8	8.8	8.8	30
18	19UCIT018	KAVIN S	10	8.6	10	8.6	10	8.6	8.6	8.6	30
19	19UCIT019	KAVIYA S J	10	9	10	9	10	9	9	9	40
20	19UCIT020	KOUSICK P	10	8.8	10	8.8	10	8.8	8.8	8.8	33
21	19UCIT021	LEEPIKA V R	10	9	10	9	10	9	9	9	44
22	19UCIT022	LOGESWARAN K S	10	9	10	9	10	9	9	9	45
23	19UCIT023	MADHUMITHA K	10	9	10	9	10	9	9	9	39
24	19UCIT024	MALINI V S	10	9	10	9	10	9	9	9	45
25	19UCIT025	MANIKANDAN M	10	9	10	9	10	9	9	9	45
26	19UCIT026	MANOJKUMAR P	10	8.6	10	8.6	10	8.6	8.6	8.6	40
27	19UCIT027	MATHIYARASI M	AB	9	AB	9	AB	9	9	9	25
28	19UCIT028	NAVEEN K A	10	8.8	10	8.8	10	8.8	8.8	8.8	33
29	19UCIT029	NAVEENA P	9.7	9	9.7	9	9.7	9	9	9	AB
30	19UCIT030	NEERAJ V E	9.7	8.6	9.7	8.6	9.7	8.6	8.6	8.6	35
31	19UCIT031	NIMMITHA S	10	9	10	9	10	9	9	9	39
32	19UCIT032	NISANDHINI K	9.7	9	9.7	9	9.7	9	9	9	37
33	19UCIT033	NITISH ARVINTH K	9.7	8.8	9.7	8.8	9.7	8.8	8.8	8.8	38
34	19UCIT034	PREM R R	10	9	10	9	10	9	9	9	45
35	19UCIT035	PRIYADHARSHINI P	10	8.8	10	8.8	10	8.8	8.8	8.8	31
36	19UCIT036	PRIYANKA S	10	9	10	9	10	9	9	9	42
37	19UCIT037	PUNITHA S	10	9	10	9	10	9	9	9	

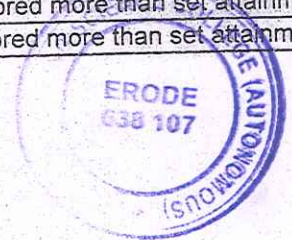



Dr. N. RAMAN  
 PRINCIPAL,  
 KONGU ARTS AND SCIENCE COLLEGE  
 (AUTONOMOUS)  
 NANJANAPURAM, ERODE - 638 107.

38	19UCIT038	RAMESH S	9.7	8.8	9.7	8.8	9.7	8.8	8.8	8.8	42
39	19UCIT039	RANGANATHAN M	9.7	8.8	9.7	8.8	9.7	8.8	8.8	8.8	37
40	19UCIT040	ROSHIN R	9.7	8.8	9.7	8.8	9.7	8.8	8.8	8.8	38
41	19UCIT041	SANGAMITHRA V	9.7	9	9.7	9	9.7	9	9	9	42
42	19UCIT042	SANTHIGA P	9.7	9	9.7	9	9.7	9	9	9	30
43	19UCIT043	SANTHOSHKUMAR S	9.7	8.8	9.7	8.8	9.7	8.8	8.8	8.8	45
44	19UCIT044	SEENIVASAN T S	9.7	8.6	9.7	8.6	9.7	8.6	8.6	8.6	34
45	19UCIT045	SHABARIGANAISAN K	10	8.8	10	8.8	10	8.8	8.8	8.8	42
46	19UCIT046	SHANGAMITHRA S	10	9	10	9	10	9	9	9	35
47	19UCIT047	SHARMILA N R	10	9	10	9	10	9	9	9	39
48	19UCIT048	SHELSIA P	10	9	10	9	10	9	9	9	28
49	19UCIT049	SHIVADHARSHINI R	10	9	10	9	10	9	9	9	35
50	19UCIT050	SUGASHREE R	9.7	9	9.7	9	9.7	9	9	9	30
51	19UCIT051	SUKESH P	10	9	10	9	10	9	9	9	35
52	19UCIT052	SUVETHA T P	10	8.8	10	8.8	10	8.8	8.8	8.8	45
53	19UCIT053	THILAGAN M	10	8.8	10	8.8	10	8.8	8.8	8.8	35
54	19UCIT054	THULASIHARIHARAN P	9.7	8.8	9.7	8.8	9.7	8.8	8.8	8.8	44
55	19UCIT055	VENKATESHWARAN A	9.7	8.6	9.7	8.6	9.7	8.6	8.6	8.6	41
56	19UCIT056	VIDHYASAGAR L	9.7	8.8	9.7	8.8	9.7	8.8	8.8	8.8	45
57	19UCIT057	VIGNESHWARAN R	9.7	8.6	9.7	8.6	9.7	8.6	8.6	8.6	30
58	19UCIT058	VIJAYENDRA A K	9.7	8.8	9.7	8.8	9.7	8.8	8.8	8.8	45
59	19UCIT059	VISHVA S P	9.7	9	9.7	9	9.7	9	9	9	45
60	19UCIT060	YUVAPRIYAN K M	9.7	8.8	9.7	8.8	9.7	8.8	8.8	8.8	28
No. of Students Scored Set Attainment Level			59	60	59	60	59	60	60	60	59
CO Attainment			0.98	1.00	0.98	1.00	0.98	1.00	1.00	1.00	0.98
Average CO Attainment			0.99		0.99		0.99		1.00	1.00	0.98
CO Attainment Level			1.2	( 3 *40% )			1.8	( 3 *60%)			
Overall CO Attainment			3.00			( 1.2 + 1.8 )					

Level 1	60 % of Students Scored more than set attainment level
Level 2	70 % of Students Scored more than set attainment level
Level 3	80 % of Students Scored more than set attainment level

Method	Weightage
CIA (30MARKS)	40
ESE (30 MARKS)	60



  
**Dr. N. RAMAN**  
 PRINCIPAL,  
 KONGU ARTS AND SCIENCE COLLEGE  
 (AUTONOMOUS)  
 NANJANAPURAM, ERODE - 638 107.

PROGRAMME OUTCOMES AND PROGRAMME SPECIFIC OUTCOMES ATTAINMENT

Course	PO1	PO2	PO3	PO4	PO5	PO6	PO7	PSO1	PSO2	PSO3
SP508	3.00	1.00	1.00	-	1.00	1.00	3.00	3.00	3.00	3.00

(CO Attained x PO/PSO Expected)/3

*[Signature]*  
FACULTY

*[Signature]*  
HEAD OF THE DEPARTMENT



*[Signature]*  
Dr. N. RAMAN  
PRINCIPAL,  
KONGU ARTS AND SCIENCE COLLEGE  
(AUTONOMOUS)  
NANJANAPURAM, ERODE - 638 107.

**KONGU ARTS AND SCIENCE COLLEGE (AUTONOMOUS), ERODE - 638 107**  
**DEPARTMENT OF COMPUTER TECHNOLOGY AND INFORMATION TECHNOLOGY**

**ASSESSMENT OF ATTAINMENT OF COURSE OUTCOMES**

**COURSE CODE AND NAME**  
**FACULTY**  
**ACADEMIC YEAR**  
**CLASS**  
**COURSE OUTCOME**

**17UAMCT601 AND INFORMATION SECURITY**  
**C.INDRANI**  
**2021 - 2022**  
**III B.Sc. (INFORMATION TECHNOLOGY)**

At the end of the course, students will be able to  
 CO1 Demonstrate the understanding of computer security and encryption techniques.  
 CO2 Explain the concepts of program security and protection in general purpose operating systems.  
 CO3 Illustrate the concepts of security in database.  
 CO4 Illustrate the concepts of security in network, symmetric encryptions and public key encryption systems.  
 CO5 Demonstrate the detailed understanding of legal and ethical issues in computer security.

**CORRELATION LEVELS**

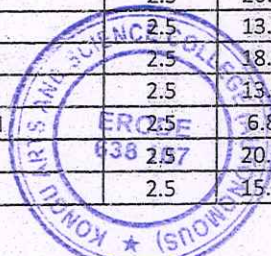
High	3
Medium	2
Low	1
No Correlation	-

**CO - PO, PSO CORRELATION MATRIX**

CO	PO1	PO2	PO3	PO4	PO5	PO6	PO7	PSO1	PSO2	PSO3
C601	3	3	2	3	1	1	3	3	2	3


**COURSE OUTCOME ATTAINMENT**

Course Outcome			Internal Assessment														End Semester Examinations
			CO 1			CO 2				CO 3			CO 4		CO 5		
Programme Outcomes			PO, PSO														
Marks			2.5	34	15	2.5	16	16	15	1.7	34	15	1.7	15	1.6	15	
S.No.	Reg.No.	Name of the Student	Assignment 1	Test 1	Model	Assignment 1	Test 1	Test 2	Model	Assignment 2	Test 2	Model	Assignment 2	Model	Assignment 2	Model	
1	19UCIT001	ABISHEK R	2.5	20.4	5.2	2.5	9.6	AB	5.2	1.7	AB	5.2	1.7	5.2	1.6	5.2	44
2	19UCIT002	AMEERKHAN A	2.5	13.6	3.8	2.5	6.4	1.6	3.8	1.7	3.4	3.8	1.7	3.8	1.6	3.8	44
3	19UCIT003	ARUL KUMARAN S	2.5	18.4	8.8	2.5	8.6	8.0	8.8	1.7	17.0	8.8	1.7	8.8	1.6	8.8	49
4	19UCIT004	ASHOK KUMAR S	2.5	13.6	2.6	2.5	6.4	6.4	2.6	1.7	13.6	2.6	1.7	2.6	1.6	2.6	44
5	19UCIT005	BHARATH NIVAS T M	2.5	6.8	2.8	2.5	3.2	9.9	2.8	1.4	21.1	2.8	1.4	10.0	1.6	10.0	46
6	19UCIT006	BHARATH S	2.5	20.4	10.0	2.5	9.6	8.3	10.0	1.7	17.7	10.0	1.7	10.0	1.6	10.0	48
7	19UCIT007	DEEPASRI M	2.5	15.0	7.8	2.5	7.0	7.4	7.8	1.4	15.6	7.8	1.4	7.8	1.6	7.8	45



**Dr. N. RAMAN**  
 PRINCIPAL  
 KONGU ARTS AND SCIENCE COLLEGE  
 (AUTONOMOUS)  
 NANJANAPURAM, ERODE - 638 107.

8	19UCIT008	DEVAYANI V	2.0	23.1	9.6	2.0	10.9	AB	9.6	1.7	AB	9.6	1.7	9.6	1.6	9.6	56
9	19UCIT009	DHIVYA J	2.5	29.9	12.4	2.5	14.1	13.8	12.4	1.7	29.2	12.4	1.7	12.4	1.6	12.4	58
10	19UCIT010	GOKUL C	2.5	15.0	6.4	2.5	7.0	6.7	6.4	1.7	14.3	6.4	1.7	6.4	1.6	6.4	41
11	19UCIT011	GOKULAKARTHIK G	2.5	15.0	2.2	2.5	7.0	3.2	2.2	1.7	6.8	2.2	1.7	2.2	1.6	2.2	46
12	19UCIT012	GOKULANARAYANAN K	2.5	9.5	3.2	2.5	4.5	AB	3.2	1.7	AB	3.2	1.7	3.2	1.6	3.2	49
13	19UCIT013	HARSAWARTHINI R	2.5	25.2	9.8	2.5	11.8	13.4	9.8	1.7	28.6	9.8	1.7	9.8	1.6	9.8	61
14	19UCIT014	HARSHINI M	2.5	25.8	9.4	2.5	12.2	13.4	9.4	1.7	28.6	9.4	1.7	9.4	1.6	9.4	58
15	19UCIT015	HEMASRI M	2.5	17.7	8.0	2.5	8.3	8.3	8.0	1.7	17.7	8.0	1.7	8.0	1.6	8.0	39
16	19UCIT016	KAMAL RAJ P	2.5	10.9	2.4	2.5	5.1	5.1	2.4	1.7	10.9	2.4	1.7	2.4	1.6	2.4	35
17	19UCIT017	KAVIN BABU S	2.5	AB	5.8	2.5	AB	11.5	5.8	1.7	24.5	5.8	1.7	5.8	1.6	5.8	53
18	19UCIT018	KAVIN'S	2.5	AB	5.0	2.5	AB	4.2	5.0	1.7	8.8	5.0	1.7	5.0	1.6	5.0	38
19	19UCIT019	KAVIYA S J	2.5	15.6	7.2	2.5	7.4	9.6	7.2	1.7	20.4	7.2	1.7	7.2	1.6	7.2	59
20	19UCIT020	KOUSICK P	2.5	23.8	AB	2.5	11.2	AB	AB	1.7	AB	AB	1.7	AB	1.6	AB	43
21	19UCIT021	LEEPIKA V R	2.5	25.8	11.2	2.5	12.2	13.4	11.2	1.7	28.6	11.2	1.7	11.2	1.6	11.2	62
22	19UCIT022	LOGESWARAN K S	2.5	25.2	7.4	2.5	11.8	7.4	7.4	1.7	15.6	7.4	1.7	7.4	1.6	7.4	53
23	19UCIT023	MADHUMITHA K	2.5	27.9	12.0	2.5	13.1	13.8	12.0	1.7	29.2	12.0	1.7	12.0	1.6	12.0	46
24	19UCIT024	MALINI V S	2.5	23.8	8.8	2.5	11.2	AB	8.8	1.7	AB	8.8	1.7	8.8	1.6	8.8	48
25	19UCIT025	MANIKANDAN M	1.5	14.3	5.6	1.5	6.7	8.6	5.6	1.7	18.4	5.6	1.7	5.6	1.6	5.6	46
26	19UCIT026	MANOJKUMAR P	2.5	12.9	2.2	2.5	6.1	6.4	2.2	1.7	13.6	2.2	1.7	2.2	1.6	2.2	46
27	19UCIT027	MATHIYARASI M	2.5	25.8	10.4	2.5	12.2	12.2	10.4	1.7	25.8	10.4	1.7	10.4	1.6	10.4	54
28	19UCIT028	NAVEEN K A	2.5	9.5	2.4	2.5	4.5	3.5	2.4	1.7	7.5	2.4	1.7	2.4	1.6	2.4	48
29	19UCIT029	NAVEENA P	2.5	16.3	6.4	2.5	7.7	7.0	6.4	1.4	15.0	6.4	1.4	6.4	1.3	6.4	47
30	19UCIT031	NIMMITHA S	2.5	19.7	6.0	2.5	9.3	5.8	6.0	1.7	12.2	6.0	1.7	6.0	1.6	6.0	48
31	19UCIT032	NISANDHINI K	2.5	20.4	9.8	2.5	9.6	11.5	9.8	1.7	24.5	9.8	1.7	9.8	1.6	9.8	63
32	19UCIT033	NITISH ARVINTH K	2.5	23.1	7.4	2.5	10.9	1.3	7.4	1.7	2.7	7.4	1.7	7.4	1.6	7.4	50
33	19UCIT034	PREM R R	2.5	17.7	AB	2.5	8.3	AB	AB	1.7	AB	AB	1.7	AB	1.6	AB	46
34	19UCIT035	PRIYADHARSHINI P	2.5	18.4	6.8	2.5	8.6	9.3	6.8	1.7	19.7	6.8	1.7	6.8	1.6	6.8	47
35	19UCIT036	PRIYANKA S	2.5	17.7	7.4	2.5	8.3	8.3	7.4	1.7	17.7	7.4	1.7	7.4	1.6	7.4	56
36	19UCIT037	PUNITHA S	2.5	25.2	11.0	2.5	11.8	9.0	11.0	1.7	19.0	11.0	1.7	11.0	1.6	11.0	53
37	19UCIT038	RAMESH S	2.5	13.6	7.6	2.5	6.4	4.2	7.6	1.7	8.8	7.6	1.7	7.6	1.6	7.6	58
38	19UCIT039	RANGANATHAN M	2.5	17.7	3.0	2.5	8.3	5.1	3.0	1.7	10.9	3.0	1.7	3.0	1.6	3.0	54
39	19UCIT040	ROSHIN R	2.5	4.8	4.6	2.5	2.2	3.5	4.6	1.7	7.5	4.6	1.7	4.6	1.6	4.6	41
40	19UCIT041	SANGAMITHRA V	2.5	25.8	11.0	2.5	12.2	13.8	11.0	1.7	29.2	11.0	1.7	11.0	1.6	11.0	61
41	19UCIT042	SANTHIGA P	2.5	21.1	10.0	2.5	9.9	10.6	10.0	1.4	22.4	10.0	1.4	10.0	1.3	10.0	54
42	19UCIT043	SANTHOSH KUMAR S	2.5	8.2	5.2	2.5	3.8	8.0	5.2	1.7	17.0	5.2	1.7	5.2	1.6	5.2	42
43	19UCIT044	SEENIVASAN T S	2.5	13.6	5.6	2.5	6.4	5.8	5.6	1.7	12.2	5.6	1.7	5.6	1.6	5.6	46
44	19UCIT045	SHABARIGANAISAN K	2.0	12.2	8.0	2.0	5.8	8.6	8.0	1.7	18.4	8.0	1.7	8.0	1.6	8.0	47
45	19UCIT046	SHANGAMITHRA S	2.5	17.7	3.8	2.5	8.3	6.4	3.8	1.7	13.6	3.8	1.7	3.8	1.6	3.8	45
46	19UCIT047	SHARMILA N R	2.5	25.8	10.8	2.5	12.2	12.5	10.8	1.7	26.5	10.8	1.7	10.8	1.6	10.8	58



Dr. N. RAMAN  
PRINCIPAL,  
KONGU ARTS AND SCIENCE COLLEGE  
(AUTONOMOUS)  
NANJANAPURAM, ERODE - 638 107.




47	19UCIT048	SHELSIA P	2.5	7.5	5.4	2.5	3.5	7.4	5.4	1.7	15.6	5.4	1.7	5.4	1.6	5.4	47			
48	19UCIT049	SHIVADHARSHINI R	2.5	15.6	7.4	2.5	7.4	6.7	7.4	1.7	14.3	7.4	1.7	7.4	1.6	7.4	46			
49	19UCIT050	SUGASHREE R	2.5	16.3	8.2	2.5	7.7	7.0	8.2	1.7	15.0	8.2	1.7	8.2	1.6	8.2	44			
50	19UCIT051	SUKESH P	2.5	2.7	4.4	2.5	1.3	6.1	4.4	1.7	12.9	4.4	1.7	4.4	1.6	4.4	33			
51	19UCIT052	SUVETHA T P	2.5	23.8	11.6	2.5	11.2	12.2	11.6	1.7	25.8	11.6	1.7	11.6	1.6	11.6	48			
52	19UCIT053	THILAGAN M	2.5	12.2	6.2	2.5	5.8	4.2	6.2	1.7	8.8	6.2	1.7	6.2	1.6	6.2	36			
53	19UCIT054	THULASIHARIHARAN P	2.5	22.4	8.2	2.5	10.6	5.8	8.2	1.7	12.2	8.2	1.7	8.2	1.6	8.2	39			
54	19UCIT055	VENKATESHWARAN A	2.5	AB	3.8	2.5	AB	8.6	3.8	1.7	18.4	3.8	1.7	3.8	1.6	3.8	37			
55	19UCIT056	VIDHYASAGAR L	2.5	19.0	4.8	2.5	9.0	8.0	4.8	1.7	17.0	4.8	1.7	4.8	1.6	4.8	49			
56	19UCIT057	VIGNESHWARAN R	2.5	14.3	4.0	2.5	6.7	6.1	4.0	1.7	12.9	4.0	1.7	4.0	1.6	4.0	48			
57	19UCIT058	VIJAYENDRA A K	2.5	AB	AB	2.5	AB	10.2	AB	1.7	21.8	AB	1.7	AB	1.6	AB	37			
58	19UCIT059	VISHVA S P	2.5	21.8	9.8	2.5	10.2	9.0	9.8	1.7	19.0	9.8	1.7	9.8	1.6	9.8	55			
59	19UCIT060	YUVAPRIYAN K M	2.5	7.5	4.0	2.5	3.5	2.9	4.0	1.7	6.1	4.0	1.7	4.0	1.6	4.0	34			
No. of Students Scored Set Attainment Level			59	34	29	59	34	30	29	59	30	29	59	29	59	29	58			
CO Attainment			1.00	0.58	0.49	1.00	0.58	0.51	0.49	1.00	0.51	0.49	1.00	0.49	1.00	0.49	0.98			
Average CO Attainment			0.69			0.65			0.67			0.75			0.75			0.98		
Overall CO Attainment			0.70															0.98		
CO Attainment Level			0.5						( 2 *25% )			2.25						( 3 *75% )		
Overall CO Attainment			2.75															( 0.5 + 2.25 )		

Level 1	60 % of Students Scored more than set attainment level
Level 2	70 % of Students Scored more than set attainment level
Level 3	80 % of Students Scored more than set attainment level

Method	Weightage
CIA	25
ESE	75



  
**Dr. N. RAMAN**  
 PRINCIPAL  
 KONGU ARTS AND SCIENCE COLLEGE  
 (AUTONOMOUS)  
 NANJANAPURAM, ERODE - 638 107.

**PROGRAMME OUTCOMES AND PROGRAMME SPECIFIC OUTCOMES ATTAINMENT**

Course	PO1	PO2	PO3	PO4	PO5	PO6	PO7	PSO1	PSO2	PSO3
C601	2.75	2.75	1.83	2.75	0.92	0.92	2.75	2.75	1.83	2.75

(CO Attained x PO/PSO Expected)/3

*C. Ar*  
FACULTY

*S. M. Ar*  
HEAD OF THE DEPARTMENT



*Dr. N. RAMAN*  
PRINCIPAL,  
KONGU ARTS AND SCIENCE COLLEGE  
(AUTONOMOUS)  
NANJANAPURAM, ERODE - 638 107.

**KONGU ARTS AND SCIENCE COLLEGE (AUTONOMOUS), ERODE - 638 107**  
**DEPARTMENT OF COMPUTER TECHNOLOGY AND INFORMATION TECHNOLOGY**  
**ASSESSMENT OF ATTAINMENT OF COURSE OUTCOMES**

**COURSE CODE AND NAME** 17UAMCP602 AND CORE LAB 6 : Information Security Lab  
**FACULTY** C.INDRANI  
**ACADEMIC YEAR** 2021 - 2022  
**CLASS** III B.Sc. (INFORMATION TECHNOLOGY)

**COURSE OUTCOME**

At the end of the course, students will be able to  
 CO1 Develop an algorithm to encrypt data using Caesar and Vernam Cipher.  
 CO2 Develop an algorithm to encrypt data using code-book cipher and transposition cipher.  
 CO3 Implement DES and AES.  
 CO4 Develop an algorithm to check authentication and verify password strength.  
 CO5 Implement Diffie-Hellman and RSA.

**CORRELATION LEVELS**

High	3
Medium	2
Low	1
No Correlation	-

**CO - PO, PSO CORRELATION MATRIX**

CO	PO1	PO2	PO3	PO4	PO5	PO6	PO7	PSO1	PSO2	PSO3
CP602	3	3	2	3	1	1	3	3	2	3

**COURSE OUTCOME ATTAINMENT**

Course Outcome			Internal Assessment								End Semester Examinations
			CO 1		CO 2		CO 3		CO 4	CO 5	
Programme Outcomes			PO, PSO								
Marks			14	12	14	12	12	12	12	12	
S.No.	Reg.No.	Name of the Student	Test	Model	Test	Model	Test	Model	Model	Model	
1	19UCIT001	ABISHEK R	AB	11.6	AB	11.6	AB	11.6	11.6	11.6	56



**Dr. N. RAMAN**  
 PRINCIPAL,  
 KONGU ARTS AND SCIENCE COLLEGE  
 (AUTONOMOUS)  
 NANJANAPURAM, ERODE - 638 107.

2	19UCIT002	AMEERKHAN A	AB	11.6	AB	11.6	AB	11.6	11.6	11.6	58
3	19UCIT003	ARUL KUMARAN S	AB	11.6	AB	11.6	AB	11.6	11.6	11.6	54
4	19UCIT004	ASHOK KUMAR S	12.3	AB	12.3	AB	10.5	AB	AB	AB	55
5	19UCIT005	BHARATH NIVAS T M	12.3	11.4	12.3	11.4	10.5	11.4	11.4	11.4	55
6	19UCIT006	BHARATH S	14.0	12.0	14.0	12.0	12.0	12.0	12.0	12.0	59
7	19UCIT007	DEEPASRI M	12.3	11.8	12.3	11.8	10.5	11.8	11.8	11.8	56
8	19UCIT008	DEVAYANI V	AB	12.0	AB	12.0	AB	12.0	12.0	12.0	60
9	19UCIT009	DHIVYA J	14.0	12.0	14.0	12.0	12.0	12.0	12.0	12.0	60
10	19UCIT010	GOKUL C	10.5	11.2	10.5	11.2	9.0	11.2	11.2	11.2	54
11	19UCIT011	GOKULAKARTHIK G	10.5	AB	10.5	AB	9.0	AB	AB	AB	55
12	19UCIT012	GOKULANARAYANAN K	AB	6.0	AB	6.0	AB	6.0	6.0	6.0	53
13	19UCIT013	HARSAWARTHINI R	14.0	12.0	14.0	12.0	12.0	12.0	12.0	12.0	59
14	19UCIT014	HARSHINI M	12.3	12.0	12.3	12.0	10.5	12.0	12.0	12.0	60
15	19UCIT015	HEMASRI M	14.0	11.8	14.0	11.8	12.0	11.8	11.8	11.8	54
16	19UCIT016	KAMAL RAJ P	14.0	11.0	14.0	11.0	12.0	11.0	11.0	11.0	53
17	19UCIT017	KAVIN BABU S	AB	11.6	AB	11.6	AB	11.6	11.6	11.6	53
18	19UCIT018	KAVIN S	AB	11.2	AB	11.2	AB	11.2	11.2	11.2	53
19	19UCIT019	KAVIYA S J	12.3	11.6	12.3	11.6	10.5	11.6	11.6	11.6	50
20	19UCIT020	KOUSICK P	12.3	11.2	12.3	11.2	10.5	11.2	11.2	11.2	54
21	19UCIT021	LEEPIKA V R	14.0	12.0	14.0	12.0	12.0	12.0	12.0	12.0	60
22	19UCIT022	LOGESWARAN K S	12.3	11.6	12.3	11.6	10.5	11.6	11.6	11.6	52
23	19UCIT023	MADHUMITHA K	14.0	12.0	14.0	12.0	12.0	12.0	12.0	12.0	60
24	19UCIT024	MALINI V S	AB	12.0	AB	12.0	AB	12.0	12.0	12.0	54
25	19UCIT025	MANIKANDAN M	13.3	12.0	13.3	12.0	11.4	12.0	12.0	12.0	59
26	19UCIT026	MANOJKUMAR P	AB	11.4	AB	11.4	AB	11.4	11.4	11.4	54
27	19UCIT027	MATHIYARASI M	14.0	12.0	14.0	12.0	12.0	12.0	12.0	12.0	53
28	19UCIT028	NAVEEN K A	13.3	11.4	13.3	11.4	11.4	11.4	11.4	11.4	55
29	19UCIT029	NAVEENA P	12.3	11.8	12.3	11.8	10.5	11.8	11.8	11.8	52
30	19UCIT031	NIMMITHA S	14.0	AB	14.0	AB	12.0	AB	AB	AB	56
31	19UCIT032	NISANDHINI K	12.3	12.0	12.3	12.0	10.5	12.0	12.0	12.0	58
32	19UCIT033	NITISH ARVINTH K	12.3	11.6	12.3	11.6	10.5	11.6	11.6	11.6	55
33	19UCIT034	PREM R R	AB	11.8	AB	11.8	AB	11.8	11.8	11.8	42
34	19UCIT035	PRIYADHARSHINI P	14.0	12.0	14.0	12.0	12.0	12.0	12.0	12.0	58
35	19UCIT036	PRIYANKA S	14.0	11.6	14.0	11.6	12.0	11.6	11.6	11.6	52



Dr. N. RAMAN  
PRINCIPAL,  
KONGU ARTS AND SCIENCE COLLEGE  
(AUTONOMOUS)  
NANJANAPURAM, ERODE - 638 107.

36	19UCIT037	PUNITHA S	14.0	12.0	14.0	12.0	12.0	12.0	12.0	12.0	59
37	19UCIT038	RAMESH S	10.5	12.0	10.5	12.0	9.0	12.0	12.0	12.0	54
38	19UCIT039	RANGANATHAN M	13.3	11.6	13.3	11.6	11.4	11.6	11.6	11.6	53
39	19UCIT040	ROSHIN R	AB	11.4	AB	11.4	AB	11.4	11.4	11.4	50
40	19UCIT041	SANGAMITHRA V	14.0	12.0	14.0	12.0	12.0	12.0	12.0	12.0	58
41	19UCIT042	SANTHIGA P	10.5	12.0	10.5	12.0	9.0	12.0	12.0	12.0	55
42	19UCIT043	SANTHOSH KUMAR S	12.3	11.6	12.3	11.6	10.5	11.6	11.6	11.6	54
43	19UCIT044	SEENIVASAN T S	14.0	11.6	14.0	11.6	12.0	11.6	11.6	11.6	52
44	19UCIT045	SHABARIGANAISAN K	AB	11.8	AB	11.8	AB	11.8	11.8	11.8	54
45	19UCIT046	SHANGAMITHRA S	14.0	12.0	14.0	12.0	12.0	12.0	12.0	12.0	56
46	19UCIT047	SHARMILA N R	14.0	12.0	14.0	12.0	12.0	12.0	12.0	12.0	60
47	19UCIT048	SHELSIA P	14.0	11.6	14.0	11.6	12.0	11.6	11.6	11.6	54
48	19UCIT049	SHIVADHARSHINI R	12.3	12.0	12.3	12.0	10.5	12.0	12.0	12.0	54
49	19UCIT050	SUGASHREE R	10.5	11.6	10.5	11.6	9.0	11.6	11.6	11.6	55
50	19UCIT051	SUKESH P	12.3	11.8	12.3	11.8	10.5	11.8	11.8	11.8	51
51	19UCIT052	SUVETHA T P	13.3	12.0	13.3	12.0	11.4	12.0	12.0	12.0	60
52	19UCIT053	THILAGAN M	14.0	11.6	14.0	11.6	12.0	11.6	11.6	11.6	50
53	19UCIT054	THULASIHARIHARAN P	14.0	12.0	14.0	12.0	12.0	12.0	12.0	12.0	55
54	19UCIT055	VENKATESHWARAN A	14.0	11.6	14.0	11.6	12.0	11.6	11.6	11.6	58
55	19UCIT056	VIDHYASAGAR L	AB	11.6	AB	11.6	AB	11.6	11.6	11.6	55
56	19UCIT057	VIGNESHWARAN R	10.5	11.4	10.5	11.4	9.0	11.4	11.4	11.4	56
57	19UCIT058	VIJAYENDRA A K	13.3	11.8	13.3	11.8	11.4	11.8	11.8	11.8	55
58	19UCIT059	VISHVA S P	14.0	12.0	14.0	12.0	12.0	12.0	12.0	12.0	60
59	19UCIT060	YUVAPRIYAN K M	10.5	10.0	10.5	10.0	9.0	10.0	10.0	10.0	54
No. of Students Scored Set Attainment Level			46	56	46	56	46	56	56	56	59
CO Attainment			0.78	0.95	0.78	0.95	0.78	0.95	0.95	0.95	1.00
			0.87		0.87		0.87		0.95	0.95	1.00
Average CO Attainment			0.90								1.00
CO Attainment Level			1.2 ( 3 *40%)				1.8 ( 3 *60%)				
Overall CO Attainment			3.00				( 1.2 + 1.8 )				



Dr. N. RAMAN  
PRINCIPAL,  
KONGU ARTS AND SCIENCE COLLEGE  
(AUTONOMOUS)  
NANJANAPURAM, ERODE 638 107.

Level 1	60 % of Students Scored more than set attainment level
Level 2	70 % of Students Scored more than set attainment level
Level 3	80 % of Students Scored more than set attainment level

Method	Weightage
CIA	40
ESE	60

PROGRAMME OUTCOMES AND PROGRAMME SPECIFIC OUTCOMES ATTAINMENT

Course	PO1	PO2	PO3	PO4	PO5	PO6	PO7	PSO1	PSO2	PSO3
CP602	3.00	3.00	2.00	3.00	1.00	1.00	3.00	3.00	2.00	3.00

(CO Attained x PO/PSO Expected)/3

*C. Jeyaraj*

FACULTY

*S. M. Arany*  
HEAD OF THE DEPARTMENT



*Dr. N. RAMAN*  
PRINCIPAL  
KONGU ARTS AND SCIENCE COLLEGE  
(AUTONOMOUS)  
NANJANAPURAM, ERODE - 638 107.

**KONGU ARTS AND SCIENCE COLLEGE (AUTONOMOUS), ERODE - 638 107**  
**DEPARTMENT OF COMPUTER TECHNOLOGY AND INFORMATION TECHNOLOGY**  
**ASSESSMENT OF ATTAINMENT OF COURSE OUTCOMES**

COURSE CODE AND NAME  
 FACULTY  
 ACADEMIC YEAR  
 CLASS  
 COURSE OUTCOME

17UAMET604 and DATA MINING  
 Dr.R.ROOBA  
 2021 - 2022  
 III B.Sc. (INFORMATION TECHNOLOGY)

At the end of the course, students will be able to  
 CO1 Illustrate the basic data mining concepts and their importance in business intelligent applications.  
 CO2 Identify and understand the fundamental technologies used in data mining techniques.  
 CO3 Demonstrate the understanding of the classification algorithms in the real world data sets.  
 CO4 Demonstrate the understanding of the clustering algorithms in the real world data sets.  
 CO5 Construct the association rules from the data sets.

**CORRELATION LEVELS**

High	3
Medium	2
Low	1
No Correlation	-

**CO - PO, PSO CORRELATION MATRIX**

CO	PO1	PO2	PO3	PO4	PO5	PO6	PO7	PSO1	PSO2	PSO3
E604	3	1	1	2	1	1	3	3	3	3

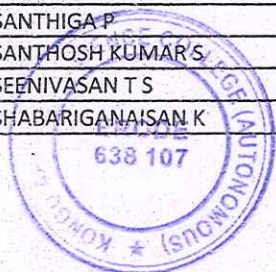
**COURSE OUTCOME ATTAINMENT**

Course Outcome			Internal Assessment														End Semester Examinations
			CO 1			CO 2			CO 3			CO 4		CO 5			
Programme Outcomes			PO, PSO														
Marks			2.5	34	15	2.5	16	16	15	1.7	34	15	1.7	15	1.6	15	
S.No.	Reg.No.	Name of the Student	Assignme nt 1	Test 1	Model	Assignme nt 1	Test 1	Test 2	Model	Assignme nt 2	Test 2	Model	Assignme nt 2	Model	Assignme nt 2	Model	
1	19UCIT001	ABISHEK R	2.5	18.4	8.0	2.5	8.6	5.1	8.0	1.7	10.9	8.0	1.7	8.0	1.6	8.0	49
2	19UCIT002	AMEERKHAN A	2.5	12.9	2.0	2.5	6.1	3.8	2.0	1.7	8.2	2.0	1.7	2.0	1.6	2.0	40
3	19UCIT003	ARUL KUMARAN S	2.5	15.0	9.8	2.5	7.0	8.0	9.8	1.7	17.0	9.8	1.7	9.8	1.6	9.8	55
4	19UCIT004	ASHOK KUMAR S	2.5	15.0	4.4	2.5	7.0	9.6	4.4	1.7	20.4	4.4	1.7	4.4	1.6	4.4	39
5	19UCIT005	BHARATH NIVAS T M	2.5	12.2	3.4	2.5	5.8	7.4	3.4	1.7	15.6	3.4	1.7	3.4	1.6	3.4	39



**Dr. N. RAMAN**  
 PRINCIPAL  
 KONGU ARTS AND SCIENCE COLLEGE  
 (AUTONOMOUS)  
 NANJANAPURAM, ERODE - 638 107.

6	19UCIT006	BHARATH S	2.5	24.5	9.6	2.5	11.5	11.2	9.6	1.7	23.8	9.6	1.7	9.6	1.6	9.6	46
7	19UCIT007	DEEPASRI M	2.0	AB	5.6	2.0	AB	9.9	5.6	1.7	21.1	5.6	1.7	5.6	1.6	5.6	40
8	19UCIT008	DEVAYANI V	2.0	23.8	11.6	2.0	11.2	AB	11.6	1.7	AB	11.6	1.7	11.6	1.6	11.6	52
9	19UCIT009	DHIVYA J	2.5	31.3	13.4	2.5	14.7	14.7	13.4	1.7	31.3	13.4	1.7	13.4	1.6	13.4	68
10	19UCIT010	GOKUL C	2.5	15.0	6.4	2.5	7.0	6.4	6.4	1.7	13.6	6.4	1.7	6.4	1.6	6.4	52
11	19UCIT011	GOKULAKARTHIK G	2.5	23.8	4.4	2.5	11.2	5.8	4.4	1.7	12.2	4.4	1.7	4.4	1.6	4.4	38
12	19UCIT012	GOKULANARAYANAN K	2.5	AB	4.6	2.5	AB	3.5	4.6	1.7	7.5	4.6	1.7	4.6	1.6	4.6	36
13	19UCIT013	HARSAWARTHINI R	2.5	24.5	11.8	2.5	11.5	AB	11.8	1.7	AB	11.8	1.7	11.8	1.6	11.8	56
14	19UCIT014	HARSHINI M	2.5	25.2	11.4	2.5	11.8	14.4	11.4	1.7	30.6	11.4	1.7	11.4	1.6	11.4	48
15	19UCIT015	HEMASRI M	2.5	19.7	AB	2.5	9.3	10.2	AB	1.7	21.8	AB	1.7	AB	1.6	AB	45
16	19UCIT016	KAMAL RAJ P	2.5	12.9	AB	2.5	6.1	1.9	AB	1.7	4.1	AB	1.7	AB	1.6	AB	47
17	19UCIT017	KAVIN BABU S	2.5	19.7	11.0	2.5	9.3	AB	11.0	1.7	AB	11.0	1.7	11.0	1.6	11.0	54
18	19UCIT018	KAVIN S	2.5	10.9	AB	2.5	5.1	AB	AB	1.7	AB	AB	1.7	AB	1.6	AB	35
19	19UCIT019	KAVIYA S J	2.0	21.1	10.0	2.0	9.9	10.2	10.0	1.7	21.8	10.0	1.7	10.0	1.6	10.0	51
20	19UCIT020	KOUSICK P	2.5	AB	AB	2.5	AB	9.6	AB	1.7	20.4	AB	1.7	AB	1.6	AB	43
21	19UCIT021	LEEPIKA V R	2.5	AB	11.8	2.5	AB	13.4	11.8	1.7	28.6	11.8	1.7	11.8	1.6	11.8	56
22	19UCIT022	LOGESWARAN K S	2.5	23.8	6.4	2.5	11.2	8.0	6.4	1.7	17.0	6.4	1.7	6.4	1.6	6.4	46
23	19UCIT023	MADHUMITHA K	2.5	26.5	11.6	2.5	12.5	14.7	11.6	1.7	31.3	11.6	1.7	11.6	1.6	11.6	53
24	19UCIT024	MALINI V S	2.5	26.5	10.6	2.5	12.5	11.2	10.6	1.7	23.8	10.6	1.7	10.6	1.6	10.6	59
25	19UCIT025	MANIKANDAN M	1.5	8.2	6.8	1.5	3.8	8.6	6.8	1.7	18.4	6.8	1.7	6.8	1.6	6.8	49
26	19UCIT026	MANOJKUMAR P	2.5	10.2	4.0	2.5	4.8	9.3	4.0	1.7	19.7	4.0	1.7	4.0	1.6	4.0	39
27	19UCIT027	MATHIYARASI M	2.5	25.8	9.4	2.5	12.2	10.2	9.4	1.7	21.8	9.4	1.7	9.4	1.6	9.4	48
28	19UCIT028	NAVEEN K A	2.0	12.2	2.4	2.0	5.8	6.4	2.4	1.7	13.6	2.4	1.7	2.4	1.6	2.4	38
29	19UCIT029	NAVEENA P	2.5	12.9	8.6	2.5	6.1	11.8	8.6	1.7	25.2	8.6	1.7	8.6	1.6	8.6	41
30	19UCIT031	NIMMITHA S	2.5	6.8	7.2	2.5	3.2	11.5	7.2	1.7	24.5	7.2	1.7	7.2	1.6	7.2	37
31	19UCIT032	NISANDHINI K	2.5	25.2	8.6	2.5	11.8	13.8	8.6	1.7	29.2	8.6	1.7	8.6	1.6	8.6	63
32	19UCIT033	NITISH ARVINTH K	2.5	16.3	6.0	2.5	7.7	9.6	6.0	1.7	20.4	6.0	1.7	6.0	1.6	6.0	47
33	19UCIT034	PREM R R	2.5	12.2	AB	2.5	5.8	AB	AB	1.7	AB	AB	1.7	AB	1.6	AB	35
34	19UCIT035	PRIYADHARSHINI P	2.5	25.8	AB	2.5	12.2	AB	AB	1.7	AB	AB	1.7	AB	1.6	AB	48
35	19UCIT036	PRIYANKA S	2.5	21.8	6.8	2.5	10.2	10.9	6.8	1.7	23.1	6.8	1.7	6.8	1.6	6.8	39
36	19UCIT037	PUNITHA S	2.5	25.8	7.6	2.5	12.2	12.2	7.6	1.7	25.8	7.6	1.7	7.6	1.6	7.6	64
37	19UCIT038	RAMESH S	2.0	12.9	3.6	2.0	6.1	5.8	3.6	1.7	12.2	3.6	1.7	3.6	1.6	3.6	44
38	19UCIT039	RANGANATHAN M	2.0	14.3	4.0	2.0	6.7	6.4	4.0	1.7	13.6	4.0	1.7	4.0	1.6	4.0	49
39	19UCIT040	ROSHIN R	2.5	6.1	1.4	2.5	2.9	2.2	1.4	1.7	4.8	1.4	1.7	1.4	1.6	1.4	35
40	19UCIT041	SANGAMITHRA V	2.5	27.9	8.8	2.5	13.1	14.1	8.8	1.7	29.9	8.8	1.7	8.8	1.6	8.8	60
41	19UCIT042	SANTHIGA P	2.5	21.8	6.4	2.5	10.2	10.2	6.4	1.7	21.8	6.4	1.7	6.4	1.6	6.4	57
42	19UCIT043	SANTHOSH KUMAR S	2.5	11.6	3.6	2.5	5.4	5.8	3.6	1.7	12.2	3.6	1.7	3.6	1.6	3.6	38
43	19UCIT044	SEENIVASAN T S	2.5	10.9	2.6	2.5	5.1	4.2	2.6	1.7	8.8	2.6	1.7	2.6	1.6	2.6	47
44	19UCIT045	SHABARIGANAI SAN K	2.0	15.0	5.6	2.0	7.0	9.0	5.6	1.7	19.0	5.6	1.7	5.6	1.6	5.6	52



**Dr. N. RAMAN**  
**PRINCIPAL,**  
**KONGU ARTS AND SCIENCE COLLEGE**  
**(AUTONOMOUS)**  
**NANJANAPURAM, ERODE - 638 107.**



45	19UCIT046	SHANGAMITHRA S	2.5	23.8	4.6	2.5	11.2	7.4	4.6	1.7	15.6	4.6	1.7	4.6	1.6	4.6	49			
46	19UCIT047	SHARMILA N R	2.5	27.2	9.2	2.5	12.8	14.7	9.2	1.7	31.3	9.2	1.7	9.2	1.6	9.2	59			
47	19UCIT048	SHELSIA P	2.5	22.4	AB	2.5	10.6	AB	AB	1.7	AB	AB	1.7	AB	1.6	AB	40			
48	19UCIT049	SHIVADHARSHINI R	2.5	11.6	5.8	2.5	5.4	9.3	5.8	1.7	19.7	5.8	1.7	5.8	1.6	5.8	41			
49	19UCIT050	SUGASHREE R	2.5	23.8	4.6	2.5	11.2	7.4	4.6	1.7	15.6	4.6	1.7	4.6	1.6	4.6	52			
50	19UCIT051	SUKESH P	2.5	10.9	3.6	2.5	5.1	5.8	3.6	1.7	12.2	3.6	1.7	3.6	1.6	3.6	37			
51	19UCIT052	SUVETHA T P	2.5	24.5	9.2	2.5	11.5	14.7	9.2	1.7	31.3	9.2	1.7	9.2	1.6	9.2	59			
52	19UCIT053	THILAGAN M	2.5	19.0	2.2	2.5	9.0	3.5	2.2	1.7	7.5	2.2	1.7	2.2	1.6	2.2	44			
53	19UCIT054	THULASIHARIHARAN P	2.5	22.4	2.8	2.5	10.6	4.5	2.8	1.7	9.5	2.8	1.7	2.8	1.6	2.8	49			
54	19UCIT055	VENKATESHWARAN A	2.5	15.0	5.6	2.5	7.0	9.0	5.6	1.7	19.0	5.6	1.7	5.6	1.6	5.6	37			
55	19UCIT056	VIDHYASAGAR L	2.5	26.5	7.4	2.5	12.5	11.8	7.4	1.7	25.2	7.4	1.7	7.4	1.6	7.4	56			
56	19UCIT057	VIGNESHWARAN R	2.5	4.1	6.6	2.5	1.9	10.6	6.6	1.7	22.4	6.6	1.7	6.6	1.6	6.6	49			
57	19UCIT058	VIJAYENDRA A K	2.5	AB	6.8	2.5	AB	10.9	6.8	1.7	23.1	6.8	1.7	6.8	1.6	6.8	47			
58	19UCIT059	VISHVA S P	2.5	21.1	5.6	2.5	9.9	9.0	5.6	1.7	19.0	5.6	1.7	5.6	1.6	5.6	55			
59	19UCIT060	YUVAPRIYAN K M	2.5	6.1	3.0	2.5	2.9	4.8	3.0	1.7	10.2	3.0	1.7	3.0	1.6	3.0	46			
<b>No. of Students Scored Set Attainment Level</b>			<b>59</b>	<b>30</b>	<b>24</b>	<b>59</b>	<b>30</b>	<b>36</b>	<b>24</b>	<b>59</b>	<b>36</b>	<b>24</b>	<b>59</b>	<b>24</b>	<b>59</b>	<b>24</b>	<b>59</b>			
<b>CO Attainment</b>			<b>1.00</b>	<b>0.51</b>	<b>0.41</b>	<b>1.00</b>	<b>0.51</b>	<b>0.61</b>	<b>0.41</b>	<b>1.00</b>	<b>0.61</b>	<b>0.41</b>	<b>1.00</b>	<b>0.41</b>	<b>1.00</b>	<b>0.41</b>	<b>1.00</b>			
			<b>0.64</b>		<b>0.63</b>			<b>0.67</b>			<b>0.71</b>		<b>0.71</b>		<b>1.00</b>					
<b>Average CO Attainment</b>			<b>0.67</b>														<b>1.00</b>			
<b>CO Attainment Level</b>			<b>0.25</b>						<b>( 1 *25% )</b>						<b>2.25 ( 3 *75% )</b>					
<b>Overall CO Attainment</b>			<b>2.50 ( 0.25 + 2.25 )</b>																	

Level 1	60 % of Students Scored more than set attainment level
Level 2	70 % of Students Scored more than set attainment level
Level 3	80 % of Students Scored more than set attainment level

Method	Weightage
CIA	25
ESE	75



Dr. N. RAMAN  
PRINCIPAL,  
KONGU ARTS AND SCIENCE COLLEGE  
(AUTONOMOUS)  
NANJANAPURAM, ERODE - 638 107.

**PROGRAMME OUTCOMES AND PROGRAMME SPECIFIC OUTCOMES ATTAINMENT**

Course	PO1	PO2	PO3	PO4	PO5	PO6	PO7	PSO1	PSO2	PSO3
E604	2.50	0.83	0.83	1.67	0.83	0.83	2.50	2.50	2.50	2.50

(CO Attained x PO/PSO Expected)/3

*[Handwritten Signature]*  
FACULTY

*[Handwritten Signature]*  
HEAD OF THE DEPARTMENT



*[Handwritten Initials]*  
**Dr. N. RAMAN**  
PRINCIPAL,  
KONGU ARTS AND SCIENCE COLLEGE  
(AUTONOMOUS)  
NANJANAPURAM, ERODE - 638 107.

**KONGU ARTS AND SCIENCE COLLEGE (AUTONOMOUS), ERODE - 638 107**  
**DEPARTMENT OF COMPUTER TECHNOLOGY AND INFORMATION TECHNOLOGY**  
**ASSESSMENT OF ATTAINMENT OF COURSE OUTCOMES**

COURSE CODE AND NAME  
 FACULTY  
 ACADEMIC YEAR  
 CLASS  
 COURSE OUTCOME

17UAMET608 AND INTERNET OF THINGS  
 KALAIVANI C & MURUGANANTHAM S  
 2021 - 2022  
 III B.Sc. (INFORMATION TECHNOLOGY)

At the end of the course, students will be able to  
 CO1 Illustrate the Internet of Things enabling technologies and IOT levels.  
 CO2 Demonstrate the understanding of the basic domain specific IOTs.  
 CO3 Describe the various applications of IOT.  
 CO4 Apply the IOT design methodology using Python.  
 CO5 Illustrate the concepts of IOT Physical Devices.

**CORRELATION LEVELS**

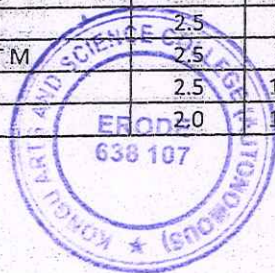
High	3
Medium	2
Low	1
No Correlation	-

**CO - PO, PSO CORRELATION MATRIX**

CO	PO1	PO2	PO3	PO4	PO5	PO6	PO7	PSO1	PSO2	PSO3
E608	3	1	1	-	1	1	3	3	3	3

**COURSE OUTCOME ATTAINMENT**

Course Outcome			Internal Assessment														End Semester Examinations
			CO 1			CO 2				CO 3			CO 4		CO 5		
Programme Outcomes			PO, PSO														
Marks			2.5	34	15	2.5	16	16	15	1.7	34	15	1.7	15	1.6	15	
S.No.	Reg.No.	Name of the Student	Assignment 1	Test 1	Model	Assignment 1	Test 1	Test 2	Model	Assignment 2	Test 2	Model	Assignment 2	Model	Assignment 2	Model	
1	19UCIT001	ABISHEK R	2.5	10.2	3.8	2.5	4.8	5.4	3.8	1.7	11.6	3.8	1.7	3.8	1.6	3.8	51
2	19UCIT002	AMEERKHAN A	2.5	AB	AB	2.5	AB	3.8	AB	1.7	8.2	AB	1.7	AB	1.6	AB	48
3	19UCIT003	ARUL KUMARAN S	2.5	12.2	4.2	2.5	5.8	6.4	4.2	1.7	13.6	4.2	1.7	4.2	1.6	4.2	49
4	19UCIT004	ASHOK KUMAR S	2.5	8.8	AB	2.5	4.2	7.0	AB	1.7	15.0	AB	1.7	AB	1.6	AB	43
5	19UCIT005	BHARATH NIVAS T.M	2.5	7.5	3.2	2.5	3.5	7.7	3.2	1.7	16.3	3.2	1.7	3.2	1.6	3.2	45
6	19UCIT006	BHARATH S	2.5	19.0	8.4	2.5	9.0	10.6	8.4	1.7	22.4	8.4	1.7	8.4	1.6	8.4	48
7	19UCIT007	DEEPASRI M	2.0	13.6	AB	2.0	6.4	9.3	AB	1.7	19.7	AB	1.7	AB	1.6	AB	55



**Dr. N. RAMAN**  
 PRINCIPAL,  
 KONGU ARTS AND SCIENCE COLLEGE  
 (AUTONOMOUS)  
 NANJANAPURAM, ERODE - 638 107.

8	19UCIT008	DEVAYANI V	2.0	27.9	10.6	2.0	13.1	AB	10.6	1.7	AB	10.6	1.7	10.6	1.6	10.6	55
9	19UCIT009	DHIVYA J	2.5	31.3	13.4	2.5	14.7	13.4	13.4	1.7	28.6	13.4	1.7	13.4	1.6	13.4	61
10	19UCIT010	GOKUL C	2.5	14.3	7.2	2.5	6.7	6.4	7.2	1.7	13.6	7.2	1.7	7.2	1.6	7.2	46
11	19UCIT011	GOKULAKARTHIK G	2.5	21.1	3.2	2.5	9.9	5.8	3.2	1.7	12.2	3.2	1.7	3.2	1.6	3.2	45
12	19UCIT012	GOKULANARAYANAN K	2.5	4.1	AB	2.5	1.9	AB	AB	1.7	AB	AB	1.7	AB	1.6	AB	48
13	19UCIT013	HARSAWARTHINI R	2.5	26.5	11.8	2.5	12.5	11.5	11.8	1.7	24.5	11.8	1.7	11.8	1.6	11.8	53
14	19UCIT014	HARSHINI M	2.5	26.5	12.0	2.5	12.5	AB	12.0	1.7	AB	12.0	1.7	12.0	1.6	12.0	53
15	19UCIT015	HEMASRI M	2.5	AB	8.0	2.5	AB	9.0	8.0	1.7	19.0	8.0	1.7	8.0	1.6	8.0	47
16	19UCIT016	KAMAL RAJ P	2.5	15.0	3.0	2.5	7.0	AB	3.0	1.7	AB	3.0	1.7	3.0	1.6	3.0	39
17	19UCIT017	KAVIN BABU S	2.5	AB	9.6	2.5	AB	7.0	9.6	1.7	15.0	9.6	1.7	9.6	1.6	9.6	49
18	19UCIT018	KAVIN S	2.5	AB	6.0	2.5	AB	2.6	6.0	1.7	5.4	6.0	1.7	6.0	1.6	6.0	32
19	19UCIT019	KAVIYA S J	2.0	20.4	6.6	2.0	9.6	AB	6.6	1.7	AB	6.6	1.7	6.6	1.6	6.6	44
20	19UCIT020	KOUSICK P	2.5	AB	AB	2.5	AB	7.0	AB	1.7	15.0	AB	1.7	AB	1.6	AB	49
21	19UCIT021	LEEPIKA V R	2.5	27.2	AB	2.5	12.8	11.8	AB	1.7	25.2	AB	1.7	AB	1.6	AB	55
22	19UCIT022	LOGESWARAN K S	2.5	19.7	9.6	2.5	9.3	8.6	9.6	1.7	18.4	9.6	1.7	9.6	1.6	9.6	40
23	19UCIT023	MADHUMITHA K	2.5	23.8	13.6	2.5	11.2	12.2	13.6	1.7	25.8	13.6	1.7	13.6	1.6	13.6	52
24	19UCIT024	MALINI V S	2.5	23.8	10.6	2.5	11.2	AB	10.6	1.7	AB	10.6	1.7	10.6	1.6	10.6	49
25	19UCIT025	MANIKANDAN M	2.0	25.8	10.0	2.0	12.2	6.4	10.0	1.7	13.6	10.0	1.7	10.0	1.6	10.0	49
26	19UCIT026	MANOJKUMAR P	2.5	AB	2.8	2.5	AB	7.4	2.8	1.7	15.6	2.8	1.7	2.8	1.6	2.8	37
27	19UCIT027	MATHIYARASI M	2.5	27.9	11.0	2.5	13.1	9.6	11.0	1.7	20.4	11.0	1.7	11.0	1.6	11.0	41
28	19UCIT028	NAVEEN K A	2.0	4.8	3.8	2.0	2.2	4.2	3.8	1.7	8.8	3.8	1.7	3.8	1.6	3.8	46
29	19UCIT029	NAVEENA P	2.5	19.0	6.4	2.5	9.0	7.4	6.4	1.7	15.6	6.4	1.7	6.4	1.6	6.4	42
30	19UCIT031	NIMMITHA S	2.5	19.7	AB	2.5	9.3	7.0	AB	1.7	15.0	AB	1.7	AB	1.6	AB	40
31	19UCIT032	NISANDHINI K	2.5	19.7	AB	2.5	9.3	7.0	AB	1.7	15.0	AB	1.7	AB	1.6	AB	40
32	19UCIT033	NITISH ARVINTH K	2.5	19.7	AB	2.5	9.3	7.0	AB	1.7	15.0	AB	1.7	AB	1.6	AB	40
33	19UCIT034	PREM R R	2.5	19.7	AB	2.5	9.3	7.0	AB	1.7	15.0	AB	1.7	AB	1.6	AB	40
34	19UCIT035	PRIYADHARSHINI P	2.5	22.4	11.8	2.5	10.6	10.9	11.8	1.7	23.1	11.8	1.7	11.8	1.6	11.8	45
35	19UCIT036	PRIYANKA S	2.5	22.4	11.8	2.5	10.6	10.9	11.8	1.7	23.1	11.8	1.7	11.8	1.6	11.8	45
36	19UCIT037	PUNITHA S	2.5	22.4	11.8	2.5	10.6	10.9	11.8	1.7	23.1	11.8	1.7	11.8	1.6	11.8	45
37	19UCIT038	RAMESH S	2.5	22.4	11.8	2.5	10.6	10.9	11.8	1.7	23.1	11.8	1.7	11.8	1.6	11.8	45
38	19UCIT039	RANGANATHAN M	2.5	22.4	11.8	2.5	10.6	10.9	11.8	1.7	23.1	11.8	1.7	11.8	1.6	11.8	45
39	19UCIT040	ROSHIN R	2.5	22.4	11.8	2.5	10.6	10.9	11.8	1.7	23.1	11.8	1.7	11.8	1.6	11.8	45
40	19UCIT041	SANGAMITHRA V	2.5	22.4	11.8	2.5	10.6	10.9	11.8	1.7	23.1	11.8	1.7	11.8	1.6	11.8	45
41	19UCIT042	SANTHIGA P	2.5	22.4	11.8	2.5	10.6	10.9	11.8	1.7	23.1	11.8	1.7	11.8	1.6	11.8	45
42	19UCIT043	SANTHOSH KUMAR S	2.5	22.4	11.8	2.5	10.6	10.9	11.8	1.7	23.1	11.8	1.7	11.8	1.6	11.8	45
43	19UCIT044	SEENIVASAN T S	2.5	22.4	11.8	2.5	10.6	10.9	11.8	1.7	23.1	11.8	1.7	11.8	1.6	11.8	45
44	19UCIT045	SHABARIGANAIKAN K	2.5	22.4	11.8	2.5	10.6	10.9	11.8	1.7	23.1	11.8	1.7	11.8	1.6	11.8	45
45	19UCIT046	SHANGAMITHRA S	2.5	22.4	11.8	2.5	10.6	10.9	11.8	1.7	23.1	11.8	1.7	11.8	1.6	11.8	45
46	19UCIT047	SHARMILA N R	2.5	22.4	11.8	2.5	10.6	10.9	11.8	1.7	23.1	11.8	1.7	11.8	1.6	11.8	45



**D. N. RAMAN**  
**PRINCIPAL**  
**KONGU ARTS AND SCIENCE COLLEGE**  
**(AUTONOMOUS)**  
**NANJANAPURAM, ERODE - 638 107**

47	19UCIT048	SHELSIA P	2.5	12.9	9.2	2.5	6.1	7.0	9.2	1.7	15.0	9.2	1.7	9.2	1.6	9.2	44			
48	19UCIT049	SHIVADHARSHINI R	2.5	14.3	8.6	2.5	6.7	8.3	8.6	1.7	17.7	8.6	1.7	8.6	1.6	8.6	54			
49	19UCIT050	SUGASHREE R	2.5	21.8	7.8	2.5	10.2	6.4	7.8	1.7	13.6	7.8	1.7	7.8	1.6	7.8	42			
50	19UCIT051	SUKESH P	2.5	17.7	7.6	2.5	8.3	7.4	7.6	1.7	15.6	7.6	1.7	7.6	1.6	7.6	43			
51	19UCIT052	SUVETHA T P	2.5	17.7	7.6	2.5	8.3	12.8	7.6	1.7	27.2	7.6	1.7	7.6	1.6	7.6	57			
52	19UCIT053	THILAGAN M	2.5	8.2	4.4	2.5	3.8	7.0	4.4	1.7	15.0	4.4	1.7	4.4	1.6	4.4	48			
53	19UCIT054	THULASIHARIHARAN P	2.5	21.1	7.4	2.5	9.9	4.2	7.4	1.7	8.8	7.4	1.7	7.4	1.6	7.4	43			
54	19UCIT055	VENKATESHWARAN A	2.0	16.3	5.2	2.0	7.7	6.4	5.2	1.7	13.6	5.2	1.7	5.2	1.6	5.2	31			
55	19UCIT056	VIDHYASAGAR L	2.5	8.8	6.2	2.5	4.2	9.3	6.2	1.7	19.7	6.2	1.7	6.2	1.6	6.2	44			
56	19UCIT057	VIGNESHWARAN R	2.5	4.1	6.0	2.5	1.9	4.2	6.0	1.7	8.8	6.0	1.7	6.0	1.6	6.0	58			
57	19UCIT058	VIJAYENDRA A K	2.5	AB	AB	2.5	AB	8.3	AB	1.7	17.7	AB	1.7	AB	1.6	AB	62			
58	19UCIT059	VISHVA S P	2.5	21.8	9.8	2.5	10.2	AB	9.8	1.7	AB	9.8	1.7	9.8	1.6	9.8	60			
59	19UCIT060	YUVAPRIYAN K M	2.5	AB	AB	2.5	AB	3.8	AB	1.7	8.2	AB	1.7	AB	1.6	AB	43			
<b>No. of Students Scored Set Attainment Level</b>			<b>59</b>	<b>29</b>	<b>31</b>	<b>59</b>	<b>29</b>	<b>26</b>	<b>31</b>	<b>59</b>	<b>26</b>	<b>31</b>	<b>59</b>	<b>31</b>	<b>59</b>	<b>31</b>	<b>57</b>			
<b>CO Attainment</b>			<b>1.00</b>	<b>0.49</b>	<b>0.53</b>	<b>1.00</b>	<b>0.49</b>	<b>0.44</b>	<b>0.53</b>	<b>1.00</b>	<b>0.44</b>	<b>0.53</b>	<b>1.00</b>	<b>0.53</b>	<b>1.00</b>	<b>0.53</b>	<b>0.97</b>			
			<b>0.67</b>			<b>0.62</b>			<b>0.66</b>			<b>0.77</b>			<b>0.77</b>	<b>0.97</b>				
<b>Average CO Attainment</b>			<b>0.70</b>														<b>0.97</b>			
<b>CO Attainment Level</b>			<b>0.5</b>						<b>( 2 *25% )</b>						<b>2.25 ( 3 *75% )</b>					
<b>Overall CO Attainment</b>			<b>2.75 ( 0.5 + 2.25 )</b>																	

Level 1	60 % of Students Scored more than set attainment level
Level 2	70 % of Students Scored more than set attainment level
Level 3	80 % of Students Scored more than set attainment level

Method	Weightage
CIA	25
ESE	75



Dr. N. RAMAN  
PRINCIPAL,  
KONGU ARTS AND SCIENCE COLLEGE  
(AUTONOMOUS)  
NANJANAPURAM, ERODE - 638 107

PROGRAMME OUTCOMES AND PROGRAMME SPECIFIC OUTCOMES ATTAINMENT

Course	PO1	PO2	PO3	PO4	PO5	PO6	PO7	PSO1	PSO2	PSO3
E608	2.75	0.92	0.92	-	0.92	0.92	2.75	2.75	2.75	2.75

(CO Attained x PO/PSO Expected)/3

1. c. [Signature] [Co. (C. RAJIVANI)]
2. [Signature] M. Arangal  
FACULTY

[Signature] M. Arangal  
HEAD OF THE DEPARTMENT



Dr. N. RAMAN  
PRINCIPAL,  
KONGU ARTS AND SCIENCE COLLEGE  
(AUTONOMOUS)  
NANJANAPURAM, ERODE - 638 107.

**KONGU ARTS AND SCIENCE COLLEGE (AUTONOMOUS), ERODE - 638 107**  
**DEPARTMENT OF COMPUTER TECHNOLOGY AND INFORMATION TECHNOLOGY**  
**ASSESSMENT OF ATTAINMENT OF COURSE OUTCOMES**

**COURSE CODE AND NAME** 17UALMCV609 & PROJECT WORK  
**FACULTY** C.INDRANI  
**ACADEMIC YEAR** 2021 - 2022  
**CLASS** III B.Sc.(INFORMATION TECHNOLOGY)  
**COURSE OUTCOME**

At the end of the course, the students will be able to  
 CO1 Plan, analyze and design a software project and understand the techniques applicable to their own area of professional practice.

**CORRELATION LEVELS**

High	3
Medium	2
Low	1
No Correlation	-

**CO - PO, PSO CORRELATION MATRIX**

CO	PO1	PO2	PO3	PO4	PO5	PO6	PO7	PSO1	PSO2	PSO3
CV609	3	3	2	3	1	1	3	3	2	3

**COURSE OUTCOME ATTAINMENT**

Course Outcome			CO	End Semester Examinations
Programme Outcomes			PO,PSO	
Marks			INTERNAL	
S.No.	Reg.No.	Name of the Student	MARKS	
1	19UCIT001	ABISHEK R	14	77
2	19UCIT002	AMEERKHAN A	13	75
3	19UCIT003	ARUL KUMARAN S	15	77
4	19UCIT004	ASHOK KUMAR S	16	73
5	19UCIT005	BHARATH NIVAS T M	12	75
6	19UCIT006	BHARATH S	19	77
7	19UCIT007	DEEPASRI M	12	72
8	19UCIT008	DEVAYANI V	18	78
9	19UCIT009	DHIVYA J	16	78
10	19UCIT010	GOKUL C	16	77
11	19UCIT011	GOKULAKARTHIK G	15	71



**Dr. N. RAMAN**  
 PRINCIPAL,  
 KONGU ARTS AND SCIENCE COLLEGE  
 (AUTONOMOUS)  
 NANJANAPURAM, ERODE - 638 107.

12	19UCIT012	GOKULANARAYANAN K	14	71
13	19UCIT013	HARSAWARTHINI R	13	74
14	19UCIT014	HARSHINI M	17	74
15	19UCIT015	HEMASRI M	12	70
16	19UCIT016	KAMAL RAJ P	15	73
17	19UCIT017	KAVIN BABU S	9	77
18	19UCIT018	KAVIN S	12	78
19	19UCIT019	KAVIYA S J	14	76
20	19UCIT020	KOUSICK P	12	72
21	19UCIT021	LEEPIKA V R	15	78
22	19UCIT022	LOGESWARAN K S	15	76
23	19UCIT023	MADHUMITHA K	18	78
24	19UCIT024	MALINI V S	13	76
25	19UCIT025	MANIKANDAN M	11	74
26	19UCIT026	MANOJKUMAR P	14	74
27	19UCIT027	MATHIYARASI M	12	76
28	19UCIT028	NAVEEN K A	15	76
29	19UCIT029	NAVEENA P	12	76
30	19UCIT031	NIMMITHA S	15	73
31	19UCIT032	NISANDHINI K	16	74
32	19UCIT033	NITISH ARVINTH K	12	76
33	19UCIT034	PREM R R	12	77
34	19UCIT035	PRIYADHARSHINI P	14	75
35	19UCIT036	PRIYANKA S	12	75
36	19UCIT037	PUNITHA S	16	77
37	19UCIT038	RAMESH S	15	76
38	19UCIT039	RANGANATHAN M	10	73
39	19UCIT040	ROSHIN R	15	75
40	19UCIT041	SANGAMITHRA V	16	77
41	19UCIT042	SANTHIGA P	15	76
42	19UCIT043	SANTHOSH KUMAR S	15	78
43	19UCIT044	SEENIVASAN T S	12	78
44	19UCIT045	SHABARIGANAISAN K	15	75
45	19UCIT046	SHANGAMITHRA S	14	76
46	19UCIT047	SHARMILA N R	16	78
47	19UCIT048	SHELSIA P	10	70
48	19UCIT049	SHIVADHARSHINI R	13	72
49	19UCIT050	SUGASHREE R	15	74
50	19UCIT051	SUKESH P	15	74



Dr. N. RAMAN  
 PRINCIPAL,  
 KONGU ARTS AND SCIENCE COLLEGE  
 (AUTONOMOUS)  
 NANJANAPURAM, ERODE - 638 107.



51	19UCIT052	SUVETHA T P	18	75
52	19UCIT053	THILAGAN M	11	75
53	19UCIT054	THULASIHARIHARAN P	17	76
54	19UCIT055	VENKATESHWARAN A	11	74
55	19UCIT056	VIDHYASAGAR L	14	76
56	19UCIT057	VIGNESHWARAN R	14	76
57	19UCIT058	VIJAYENDRA A K	11	76
58	19UCIT059	VISHVA S P	18	76
59	19UCIT060	YUVAPRIYAN K M	10	75
<b>No. of Students Scored Set Attainment Level</b>			<b>59</b>	<b>59</b>
<b>CO Attainment</b>			<b>1</b>	<b>1</b>
<b>CO Attainment Level</b>			<b>0.6</b>	<b>2.4</b>
<b>Overall CO Attainment</b>			<b>3</b>	

Level 1	60 % of Students Scored more than set attainment level
Level 2	70 % of Students Scored more than set attainment level
Level 3	80 % of Students Scored more than set attainment level

Method	Weightage
CIA	20
ESE	80

**PROGRAMME OUTCOMES AND PROGRAMME SPECIFIC OUTCOMES ATTAINMENT**

CO	PO1	PO2	PO3	PO4	PO5	PO6	PO7	PSO1	PSO2	PSO3
CV609	3	3	2	3	1	1	3	3	2	3

*C. J. J.*  
FACULTY

*S. M. Arang*  
HEAD OF THE DEPARTMENT



*Dr. N. RAMAN*  
PRINCIPAL,  
KONGU ARTS AND SCIENCE COLLEGE  
(AUTONOMOUS)  
NANJANAPURAM, ERODE - 638 107.

**KONGU ARTS AND SCIENCE COLLEGE (AUTONOMOUS), ERODE - 638 107**  
**DEPARTMENT OF COMPUTER TECHNOLOGY AND INFORMATION TECHNOLOGY**  
**ASSESSMENT OF ATTAINMENT OF COURSE OUTCOMES**

**COURSE CODE AND NAME**  
**FACULTY**  
**ACADEMIC YEAR**  
**CLASS**  
**COURSE OUTCOME**

17UAMSP610 AND Skill Based Course 4 (Lab): SOFTWARE ENGINEERING AND CASE TOOLS LAB  
**V DHARANI**  
**2021 - 2022**  
**III B.Sc. (INFORMATION TECHNOLOGY)**

At the end of the course, students will be able to

CO1 Develop the project planning phase for the software application.

CO2 Develop the software requirement analysis document for the software application.

CO3 Develop the design models for the software application.

CO4 Develop the source code for the software project.

CO5 Construct the test cases for the software project.

**CORRELATION LEVELS**

High	3
Medium	2
Low	1
No Correlation	-

**CO - PO, PSO CORRELATION MATRIX**

CO	PO1	PO2	PO3	PO4	PO5	PO6	PO7	PSO1	PSO2	PSO3
SP610	3	3	2	3	1	1	3	3	2	3

**COURSE OUTCOME ATTAINMENT**

Course Outcome			Internal Assessment							End Semester Examinations	
			CO 1	CO 2		CO 3		CO 4	CO 5		
Programme Outcomes			PO, PSO								
Marks			10	9	10	9	10	9	9		9
S.No.	Reg.No.	Name of the Student	Test	Model	Test	Model	Test	Model	Model	Model	
1	19UCIT001	ABISHEK R	9.3	8.6	9.3	8.6	9.3	8.6	8.6	8.6	35
2	19UCIT002	AMBERKHANA	9.3	8.4	9.3	8.4	9.3	8.4	8.4	8.4	25



**Dr. N. RAMAN**  
**PRINCIPAL.**  
**KONGU ARTS AND SCIENCE COLLEGE**  
**(AUTONOMOUS)**  
**NANJANAPURAM, ERODE - 638 107.**

3	19UCIT003	ARUL KUMARAN S	9.7	8.4	9.7	8.4	9.7	8.4	8.4	8.4	40
4	19UCIT004	ASHOK KUMAR S	8.3	7.6	8.3	7.6	8.3	7.6	7.6	7.6	35
5	19UCIT005	BHARATH NIVAS T M	AB	8	AB	8	AB	8	8	8	35
6	19UCIT006	BHARATH S	9.7	8.4	9.7	8.4	9.7	8.4	8.4	8.4	45
7	19UCIT007	DEEPASRI M	8.3	7.6	8.3	7.6	8.3	7.6	7.6	7.6	40
8	19UCIT008	DEVAYANI V	AB	9	AB	9	AB	9	9	9	45
9	19UCIT009	DHIVYA J	10	9	10	9	10	9	9	9	45
10	19UCIT010	GOKUL C	9.7	8	9.7	8	9.7	8	8	8	35
11	19UCIT011	GOKULAKARTHIK G	AB	8.4	AB	8.4	AB	8.4	8.4	8.4	35
12	19UCIT012	GOKULANARAYANAN K	AB	6	AB	6	AB	6	6	6	35
13	19UCIT013	HARSAWARTHINI R	9.7	8.8	9.7	8.8	9.7	8.8	8.8	8.8	35
14	19UCIT014	HARSHINI M	9.7	8	9.7	8	9.7	8	8	8	45
15	19UCIT015	HEMASRI M	9.3	8.6	9.3	8.6	9.3	8.6	8.6	8.6	40
16	19UCIT016	KAMAL RAJ P	9.3	8.4	9.3	8.4	9.3	8.4	8.4	8.4	40
17	19UCIT017	KAVIN BABU S	10	8.8	10	8.8	10	8.8	8.8	8.8	35
18	19UCIT018	KAVIN S	8.3	8.4	8.3	8.4	8.3	8.4	8.4	8.4	25
19	19UCIT019	KAVIYA S J	AB	8.6	AB	8.6	AB	8.6	8.6	8.6	40
20	19UCIT020	KOUSICK P	9.7	8.4	9.7	8.4	9.7	8.4	8.4	8.4	45
21	19UCIT021	LEEPIKA V R	10	8.6	10	8.6	10	8.6	8.6	8.6	45
22	19UCIT022	LOGESWARAN K S	AB	8.8	AB	8.8	AB	8.8	8.8	8.8	40
23	19UCIT023	MADHUMITHA K	9.7	8.8	9.7	8.8	9.7	8.8	8.8	8.8	45
24	19UCIT024	MALINI V S	10	9	10	9	10	9	9	9	40
25	19UCIT025	MANIKANDAN M	9.7	8.8	9.7	8.8	9.7	8.8	8.8	8.8	40
26	19UCIT026	MANOJKUMAR P	9.7	8.6	9.7	8.6	9.7	8.6	8.6	8.6	35
27	19UCIT027	MATHIYARASI M	10	8.6	10	8.6	10	8.6	8.6	8.6	40
28	19UCIT028	NAVEEN K A	9.7	8	9.7	8	9.7	8	8	8	45
29	19UCIT029	NAVEENA P	AB	8.8	AB	8.8	AB	8.8	8.8	8.8	35
30	19UCIT031	NIMMITHA S	10	8	10	8	10	8	8	8	35
31	19UCIT032	NISANDHINI K	10	9	10	9	10	9	9	9	40
32	19UCIT033	NITISH ARVINTH K	8.3	7	8.3	7	8.3	7	7	7	35
33	19UCIT034	PREM R R	8.3	8	8.3	8	8.3	8	8	8	45
34	19UCIT035	PRIYADHARSHINI P	10	8.4	10	8.4	10	8.4	8.4	8.4	40
35	19UCIT036	PRIYANKA S	9.3	8	9.3	8	9.3	8	8	8	45
36	19UCIT037	PUNITHA S	10	8	10	8	10	8	8	8	40



Dr. N. RAMAN  
 PRINCIPAL  
 KONGU ARTS AND SCIENCE COLLEGE  
 (AUTONOMOUS)  
 NANJANAPURAM, ERODE - 638 107.

PROGRAMME OUTCOMES AND PROGRAMME SPECIFIC OUTCOMES ATTAINMENT

Course	PO1	PO2	PO3	PO4	PO5	PO6	PO7	PSO1	PSO2	PSO3
SP610	3.00	3.00	2.00	3.00	1.00	1.00	3.00	3.00	2.00	3.00

(CO Attained x PO/PSO Expected)/3

*V. Pr*  
FACULTY

*S. M. Arang*  
HEAD OF THE DEPARTMENT



*Dr. N. RAMAN*  
PRINCIPAL  
KONGU ARTS AND SCIENCE COLLEGE  
(AUTONOMOUS)  
NANJANAPURAM, ERODE - 638 107.

37	19UCIT038	RAMESH S	9.7	8	9.7	8	9.7	8	8	8	40
38	19UCIT039	RANGANATHAN M	9.3	8	9.3	8	9.3	8	8	8	40
39	19UCIT040	ROSHIN R	10	AB	10	AB	10	AB	AB	AB	40
40	19UCIT041	SANGAMITHRA V	10	9	10	9	10	9	9	9	45
41	19UCIT042	SANTHIGA P	9.7	9	9.7	9	9.7	9	9	9	35
42	19UCIT043	SANTHOSH KUMAR S	9.3	7	9.3	7	9.3	7	7	7	35
43	19UCIT044	SEENIVASAN T S	8.3	8.8	8.3	8.8	8.3	8.8	8.8	8.8	40
44	19UCIT045	SHABARIGANAISAN K	9.3	8	9.3	8	9.3	8	8	8	35
45	19UCIT046	SHANGAMITHRA S	9.3	8	9.3	8	9.3	8	8	8	40
46	19UCIT047	SHARMILA N R	10	9	10	9	10	9	9	9	45
47	19UCIT048	SHELSIA P	9.7	8	9.7	8	9.7	8	8	8	35
48	19UCIT049	SHIVADHARSHINI R	10	7.6	10	7.6	10	7.6	7.6	7.6	40
49	19UCIT050	SUGASHREE R	AB	8	AB	8	AB	8	8	8	35
50	19UCIT051	SUKESH P	8.3	8.8	8.3	8.8	8.3	8.8	8.8	8.8	40
51	19UCIT052	SUVETHA T P	10	9	10	9	10	9	9	9	45
52	19UCIT053	THILAGAN M	8.3	7.6	8.3	7.6	8.3	7.6	7.6	7.6	35
53	19UCIT054	THULASIHARIHARAN P	8.7	8.4	8.7	8.4	8.7	8.4	8.4	8.4	40
54	19UCIT055	VENKATESHWARAN A	9.7	8	9.7	8	9.7	8	8	8	45
55	19UCIT056	VIDHYASAGAR L	10	8.6	10	8.6	10	8.6	8.6	8.6	35
56	19UCIT057	VIGNESHWARAN R	9.3	8.4	9.3	8.4	9.3	8.4	8.4	8.4	35
57	19UCIT058	VIJAYENDRA A K	9.7	8.6	9.7	8.6	9.7	8.6	8.6	8.6	45
58	19UCIT059	VISHVA S P	10	9	10	9	10	9	9	9	45
59	19UCIT060	YUVAPRIYAN K M	AB	7.6	AB	7.6	AB	7.6	7.6	7.6	35
<b>No. of Students Scored Set Attainment Level</b>			50	58	50	58	50	58	58	58	59
<b>CO Attainment</b>			0.85	0.98	0.85	0.98	0.85	0.98	0.98	0.98	1.00
<b>Average CO Attainment</b>			0.92		0.92		0.92		0.98	0.98	1.00
<b>Average CO Attainment</b>			0.94								1.00
<b>CO Attainment Level</b>			1.2	( 3 *40% )			1.8	( 3 *60%)			
<b>Overall CO Attainment</b>			3.00				( 1.2 + 1.8 )				

Level 1	60 % of Students Scored more than set attainment level
Level 2	70 % of Students Scored more than set attainment level
Level 3	80 % of Students Scored more than set attainment level



Dr. N. RAMAN  
PRINCIPAL.  
KONGU ARTS AND SCIENCE COLLEGE  
(AUTONOMOUS)  
NANJANAPURAM, ERODE - 638 107.

Method	Weightage
CIA ( 30 MARKS)	40
ESE (45 MARKS)	60