



KONGU ARTS AND SCIENCE COLLEGE

ERODE - 638 107, TAMILNADU, INDIA.



Autonomous Institution	Affiliated to Bharathiar University	Approved by UGC & AICTE	Accredited by NAAC	DBT Star College Scheme	ISO 9001 : 2015 Certified Institution	Institution's Innovation Council
------------------------	-------------------------------------	-------------------------	--------------------	-------------------------	---------------------------------------	----------------------------------

Dr. N. RAMAN
Principal

TO WHOMSOEVER IT MAY CONCERN

This is to certify that the average percentage expenditure incurred on maintenance of physical facilities and academic support facilities excluding salary component year wise during last five years (INR in lakhs) are given below.

Year	2021 - 22	2020 - 21	2019 - 20	2018 - 19	2017 - 18
INR in lakhs	195.05	84.64	89.83	95.95	95.72

Response: **24.21** percentage


Principal

Dr. N. RAMAN
PRINCIPAL,
KONGU ARTS AND SCIENCE COLLEGE
(AUTONOMOUS)
NANJANAPURAM, ERODE - 638 107



KONGU
Assuring the Best

Office : 0424 - 2242802, 2242999

e-mail : konguarts@kasc.ac.in

Website : www.kasc.ac.in

T.V.Venkataramanan & Co.
Chartered Accountants
PARTNERS :
CA. T.V. Venkataramanan, B.Sc., F.C.A.,
CA. T.V. Sowndharya Lakshmi, B.Com., A.C.A.,

HEAD OFFICE:
15-D/1, Sathy Road,
Behind Lotus Agency,
Erode-638 003.
Ph. Nos: 0424-2211052
0424-4971020

BRANCH OFFICE:
Flat No. 309,
Vascon Fortuna Apartments
Beratana Agrahara, Hosa Road,
Electronic City P.o.
Bangaluru - 560 100.

Ph Nos : 90360 77119
sowndharya.lakshmi@gmail.com

E-Mail : tvvenkataramanan@yahoo.co.in
tvvefile@gmail.com

TO WHOM SO EVER IT MAY CONCERN

On the basis of information given, the books of accounts produced and on the basis of the audited Balance Sheets and Income and Expenditure Statements this is to certify, the Expenditure on maintenance of Academic and Physical support facilities excluding salary that The Kongu Arts and Science College (Autonomous), run by The Kongu Vellalar Institute of Technology Trust, Perundurai, Erode had incurred during the last five financial years are given below.

Year	2021-2022		2020-2021		2019-2020	2018-2019	2017-2018
	College	Trust	College	Trust			
Total expenditure Excluding Salary (A)	536.77	1136.91	407.29	12.92	451.07	438.16	432.79
Expenditure for Infrastructure Augmentation (B)	90.26	1136.91	36.93	12.92	43.59	53.50	33.80
Expenditure on Maintenance of academic facilities (Excluding Salary) (C)	9.75		11.26		16.75	17.49	10.33
Expenditure on Maintenance of Physical facilities (Excluding Salary) (D)	185.31		73.38		73.07	78.45	85.38
Total Maintenance Expenditure (C+D)	195.06		84.64		89.82	95.94	95.71

(INR in Lakhs)

Dr. N. RAMAN
PRINCIPAL,
KONGU ARTS AND SCIENCE COLLEGE
(AUTONOMOUS)
NANJANAPURAM, ERODE - 638 107

For M/s. T.V. Venkataramanan & Co.,
Chartered Accountants

(Signature)
(T.V. Venkataramanan)
Partner

9/3/2023
M. No. 8925
FRN No.:0046225

UDIN: 23008925 BGZSHP1043





KONGU ARTS AND SCIENCE COLLEGE




(An Autonomous Institution, Affiliated to Bharathiar University, Coimbatore)

ERODE – 638 107

4.4.1: Maintenance of Campus Infrastructure

Average percentage expenditure incurred of physical and academic support facilities

Audit Reports

S.NO	PARTICULARS	LINK
1.	2021 – 2022	 PDF
2.	2020 – 2021	 PDF
3.	2019 – 2020	 PDF
4.	2018 – 2019	 PDF
5.	2017 – 2018	 PDF