

## KONGU ARTS AND SCIENCE COLLEGE

## RECEIPT AND PAYMENTS ACCOUNT FOR THE YEAR ENDING 31.03.2021

RECEIPTS		PAYMENTS	
<b>To OPENING BALANCE</b>		<b>By ADMINISTRATIVE &amp; GENERAL CHARGES</b>	
Cash on Hand	4,187.00	Association Membership fees	51,270.00 ✓
Cash at Bank		Bank Charges	1,782.60 ✓
KASC-DST Grant	1,024.23	Bank interest transfer to Grant a/c and Prize to Students	113,673.00 ✓
KASC- Grant	40,924.62	College Function Expenses	5,470.00 ✓
KASC- UGC Grant	34,024.89	Dispensary expenses	338,600.00 ✓
KASC-YRC	44,353.33	Exam expenses	161,552.00 ✓
KVB-977	1,216,837.37	Freight Charges	60.00 ✓
CPOP Account	100,997.00	Inspection committee expenses	36,261.00 ✓
Scholarship Account	46,861.27	ISO certificate fee	54,280.00 ✓
KVB - MKI	155,873.92	MBA Students association expenses	28,000.00 ✓
Grant Account	3,402,085.32	MBA Subscription to Newspaper & Journals	121,239.00 ✓
KVB-77916	100,997.00	MCA Students association expenses	4,000.00 ✓
	5,143,978.95	MCA Subscription to Newspaper & Journals	97,646.00 ✓
		Miscellaneous Expenses	4,850.00 ✓
<b>To FEES COLLECTED FROM STUDENTS</b>		Students medical expenses	1,650.00 ✓
Computer Lab, Development, Special, Miscellaneous, Tuition and other Coaching Fees	184,869,432.00 ✓	NCC expenses	65,815.00 ✓
		Other Subscription to Newspaper & Journals	45,976.00 ✓
<b>To Bank &amp; Deposit Interest received</b>	95,252.55 ✓	Parttime course expenses	4,280.00 ✓
		Placement Cell & Jop Fair Expenses	259,291.00 ✓
<b>To MISCELLANEOUS RECEIPTS</b>		Pooja expenses	108,244.00 ✓
Kongu beauty clinic surplus in conducting beaucian course	1,590.00	Postal Expenses	11,612.00 ✓
Library and other fine Collection	194,910.00	Students other association expenses	501,333.00 ✓
Miscellaneous Income	501,131.00	Printing & Stationery	278,433.00 ✓
UPS and Vehicle - Insurance claim	23,290.00	Sports and Sports day Expenses	101,315.00 ✓
Xerox collection	31,921.00	Staff Refreshment & Focd Expenses	26,883.00 ✓
	752,842.00	Staff Uniform Purchase	42,830.00 ✓
		Telephone & Internet Charges	58,931.09 ✓
<b>To APPLICATION FEES</b>		Water charges	15,000.00 ✓
Application Sales	300,000.00	Fees to University	
MBA -application sales	10,800.00	Course affiliation fees	1,196,520.00 ✓
MCA -application sales	600.00	Recognition, Autonomous and NSS fee paid to University	1,445,861.00 ✓
	311,400.00	Inspection fees to University	53,100.00 ✓
<b>To AUTONOMOUS ACCOUNT</b>			5,235,754.69
Exam and other fees- Collected	4,892,409.00	<b>By Building tax paid</b>	538,723.00
		<b>By Advertisement Charges</b>	36,708.00
<b>To FEES COLLECTED FOR UNIVERSITY</b>		<b>By Students and other Insurance Premium</b>	194,450.00
Exam Remuneration	234,405.00	<b>By Travelling Expenses</b>	6,973.00
M.Phil & Ph.D Fees	53,175.00	<b>BY Electricity Charges</b>	1,723,606.00
Exam fees	23,600.00	<b>BY Scholarship given to meritorious students</b>	3,450,750.00
	311,180.00	<b>BY AUTONOMOUS ACCOUNT</b>	
<b>To GRANT RECEIPTS</b>		Exam and other expenses	6,245,223.00
DBT Star college Scheme(UGC)	3,874,486.00	<b>By REMUNERATION TO STAFF</b>	
UGC Grant (Bio Chemistry)	1,100.00	Salary and Gratuity Paid to Staff	43,798,498.00
UGC Grant (UGCS)	86,801.00	MBA staff salary	4,063,753.00
	3,962,387.00	MCA staff salary	4,247,624.00
<b>To NSS Deposit Maturity</b>	36,796.45	Bonus to workers	247,059.00
		Honorarium to Guest Lecturer	81,344.00
<b>To Capital Grant</b>	2,890,381.00		52,438,278.00
		<b>By PURCHASE OF CONSUMABLES</b>	
<b>To OTHER RECEIPTS</b>		MBA consumable	3,220.00 ✓
Advance for expenses Adjusted	4,319,673.00	Other Lab Consumable	251,964.54 ✓
Advance Tuition Fees ©	40,738,250.00		255,184.54
Professional Tax	404,690.00	<b>BY MAINTENANCE AND OTHER OPERATION EXPENSES</b>	
Staff Security Deposit	866,632.00	Xerox and UPS Annual maintenance	85,505.00 ✓
Other TDS Collection	88,962.00	Building maintenance	4,822,947.10 ✓
Staff TDS collection	55,207.00	Electrical maintenance	15,600.00 ✓
Provident fund collection	4,261,415.00	Campus Maintenance	77,303.00 ✓
ESI-Collection	187,050.00	Garden maintenance	40,144.00 ✓
EB charges payable	270,154.00	Guest house maintenance	4,333.00 ✓
Staff quarters rent ©	92,620.00	Lab Equipment & other maintenance	636,809.00 ✓
Students Bank Loan	175,515.00	Other Repair & Maintenance	293,500.00 ✓
Students Insurance claim	291,600.00	Sanitary maintenance	77,413.00 ✓
Staff Club	277,100.00	Vehicle Maintenance	283,956.00 ✓
Staff Bus fees collection©	568,263.00	MBA Lab maintenance	48,850.00 ✓
NSS Receivable	10,988.00		6,386,360.10 ✓
Vehicle sold	340,000.00	<b>By SCHOLARSHIP ACCOUNT</b>	
Add on course	2,787,541.00	Scholarship Distributed to Students Under Various Categories	265,600.00
Staff Insurance claim	22,600.00	<b>By FEES PAID FOR UNIVERSITY</b>	
	55,758,260.00	Exam Remuneration	234,405.00
<b>To SCHOLARSHIP ACCOUNT</b>		M.Phil & Ph D Fees	53,175.00
Scholarship Received from Govt under various categories	268,450.00		287,580.00
<b>To RECEIVED FROM INTER-INSTITUTIONS</b>			77,065,190.33
KASC mens Hostel Account	1,520,432.12		
KASC-Bus a/c	571,035.00		
	2,091,467.12		
	261,348,423.07		




Dr. N. RAMAN  
PRINCIPAL,  
KONGU ARTS AND SCIENCE COLLEGE  
(AUTONOMOUS)  
NANJANAPURAM, ERODE - 638 107

To KVIT TRUST ACCOUNT Amount and other Transfer	B/M	261,388,423.07		77,065,190.33
		83,788,284.64	By UTILISATION OF GRANTS	
			DBT Star college Scheme(UGC)	6,834,179.00
			Students project scheme	7,500.00
			UGC Grant Fund -Bio Chemistry	13,608.00
			UGC Grant (UGCS)	37,722.00
				6,893,009.00
			By PURCHASE OF EQUIPMENTS & OTHERS:	
			Computer lab equipment	474,108.00 /
			Math's department equipment	163,370.00 /
			Library books	68,823.00 /
			Furniture & Fittings	18,940.00 /
			Office equipment	58,854.00 /
			Sanitary equipments	7,670.00 /
				791,765.00
			By PURCHASE OF GRANT EQUIPMENTS :	
			DBT-Equipment Star college Scheme(UGC)	2,743,252.00
			DBT-Furniture Star college Scheme(UGC)	49,290.00
			DBT-Library book Star college Scheme(UGC)	109,379.00
				2,901,921.00
			By OTHER PAYMENTS	
			Advance Paid for Expenses	3,900,135.00
			Advance Tuition Fees Refund/Adjusted	40,738,250.00
			Professional Tax	404,690.00
			Staff Security Deposit	628,312.00
			Other TDS Paid	88,962.00
			TDS payable paid	21,001.00
			Add on course	388,401.00
			Part-time course payable paid	77,144.00
			Provident fund paid	8,961,059.00
			ESI-Paid	7,549,673.00
			Staff Bus fees transferred	568,263.00
			Staff quarters rent	92,620.00
			News paper payable paid	396,715.00
			College function expenses payable paid	71,613.00
			Staff Club	277,200.00
			Students Insurance claim paid	91,600.00
			EB Charge payable-paid	451,871.00
			Staff Insurance claim paid	22,600.00
			Staff TDS collection	68,330.00
			Students bank loan	166,015.00
				64,964,454.00
			By DEPOSIT	
			NSS deposit	50,662.00
			By PAID TO INTER-INSTITUTIONS	
			KASC mens Hostel Account	1,558,902.12
			KASC Transport	2,772.00
			By KVIT Trust Account	
			Amount and Other Transfer	182,694,137.26
			By CLOSING BALANCE	
			Cash on Hand	12,444.00
			Cash at Bank	
			KASC-DST Grant	1,052.51
			KASC- Grant	34,614.06
			KASC- UGC Grant	3,039.55
			KASC-YRC	93,466.59
			KVB-977	761,163.37
			CPOP Account	100,678.00
			Scholarship Account	51,519.59
			KVB - MKI	6,587,250.92
			Grant Account	507,183.41
			KVB-77916	101,483.00
				8,241,451.00

345,176,707.71

345,176,707.71


  
V.K.MUTHUSAMY  
President


  
P.C.PALANISAMY  
Secretary

  
E.R.KAARTHIKEYAN  
Treasurer

Perundurai / 01.09.2021





  
Dr. N. RAMAN  
PRINCIPAL,  
KONGU ARTS AND SCIENCE COLLEGE  
(AUTONOMOUS)  
NANJANAPURAM, ERODE - 638 107



**KONGU ARTS AND SCIENCE COLLEGE****INCOME AND EXPENDITURE ACCOUNT FOR THE YEAR ENDED 31.03.2021**


<u>EXPENDITURE</u>		<u>INCOME</u>	
To Administrative & General Charges	5,235,754.69	By Fees Collected from Students	184,869,432.00
To Advertisement Charges	36,708.00	By Bank & Deposit interest received	95,252.55
To Scholarship given to meritorious students	3,450,750.00	By Application Fees	311,400.00
To Students and other Insurance Premium	194,450.00	By Miscellaneous Receipts	752,842.00
To Travelling Expenses	6,973.00	By Autonomous collection	4,892,409.00
To Remuneration to Staff	52,438,278.00	By Vehicle sold	
To Maintenance and other operation expenses	6,386,360.10	Cost of Bolero purchased	
To PF Remitted	8,961,059.00	Earlier year	595,017.00
Less: PF Collection	4,261,415.00	Less: Deprecation reserve	523,076.18
	4,699,644.00		71,940.82
To ESI- Remitted	7,549,673.00	Less: vehicle sold	340,000.00
Less: ESI- Collection	187,050.00		
	7,362,623.00		268,059.18
To Autonomous expenses	6,245,223.00		
To Building tax	538,723.00		
To Electricity Charges	1,723,606.00		
To Purchase of Consumables			
Add: Opening Stock	1,274,505.00		
Add: Purchase	255,184.54		
	1,529,689.54		
Less: Closing Stock	1,174,787.00		
	354,902.54		
To Depreciation	4,493,681.07		
To Excess of Income over Expenditure	98,021,718.33		
	<u>191,189,394.73</u>		<u>191,189,394.73</u>

  
**V.K.MUTHUSAMY**  
 President

  
**P.C.PALANISAMY**  
 Secretary

  
**E.R.KAARTHIKEYAN**  
 Treasurer

For T.V.Venkataramanan & Co.,  
 Chartered Accountants

  
**(T.V.VENKATARAMANAN)**  
 Partner

Perundurai / 01.09.2021



**Dr. N. RAMAN**  
 PRINCIPAL,  
 KONGU ARTS AND SCIENCE COLLEGE  
 (AUTONOMOUS)  
 NANJANAPURAM, ERODE - 638 107




**KONGU ARTS AND SCIENCE COLLEGE**  
**SCHEDULE OF FIXED ASSETS**


PARTICULARS	Rate Of De-pre-ciation	Cost as at 01.04.2020	Additions Upto 30.09.2020	Additions made after 01.10.2020	Total additions during the Year	Deletions Transfers	Cost as at 31.03.2021	Depreciation Provided upto 31.03.2020	Depreciation Provided during the Year	Depreciation Provided upto 31.03.2021	W.D.V As at 01.04.2020	W.D.V AS at 31.03.2021
<b>Lab Equipments</b>												
Bio-Chemistry	15	3,227,521.05	-	-	-	-	3,227,521.05	2,924,729.80	45,418.69	2,970,148.49	302,791.25	257,372.56
Costume & Designing	15	5,455,297.00	-	-	-	-	5,455,297.00	3,781,007.28	251,143.46	4,032,150.74	1,674,289.72	1,423,146.26
Computer Lab	15	17,985,012.00	316,208.00	157,900.00	474,108.00	-	18,459,120.00	11,619,043.44	1,014,168.98	12,633,212.42	6,365,968.56	5,825,907.58
Corprate Secrayship	15	210,480.00	-	-	-	-	210,480.00	109,896.31	15,087.55	124,983.86	100,583.69	85,496.14
Maiths Department	15	400,597.00	103,885.00	59,485.00	163,370.00	-	563,967.00	280,769.32	41,018.28	301,787.60	139,827.68	262,179.40
Placement Cell Equipment	15	569,272.00	-	-	-	-	569,272.00	365,565.54	30,555.97	396,121.51	203,706.46	173,150.49
E.O.Cell	15	29,299.00	-	-	-	-	29,299.00	17,273.89	1,803.77	19,077.66	12,025.11	10,221.34
Commerce	15	3,156,695.00	-	-	-	-	3,156,695.00	2,188,103.79	145,288.68	2,333,392.47	988,591.21	823,302.53
MBA Department	15	2,393,121.00	-	-	-	-	2,393,121.00	2,015,455.33	66,649.85	2,072,105.18	377,865.67	321,015.62
BBA Lab Equipment	15	237,616.00	-	-	-	-	237,616.00	127,881.08	16,460.24	144,341.32	109,734.92	93,274.68
BCA Lab Equipment	15	1,374,010.00	-	-	-	-	1,374,010.00	701,755.24	100,838.21	802,593.45	672,254.76	571,416.55
Physics lab equipment	15	1,503,398.00	-	-	-	-	1,503,398.00	716,201.15	118,079.53	834,280.68	787,196.85	669,117.32
MCA Department	15	106,449.00	-	-	-	-	106,449.00	38,240.29	10,231.31	48,471.60	68,208.71	57,877.40
Tamil department	15	169,990.00	-	-	-	-	169,990.00	60,345.80	16,446.63	75,792.43	109,644.20	93,197.57
Master of Social Welfare lab	15	91,500.00	-	-	-	-	91,500.00	23,942.70	10,133.60	34,076.29	67,557.30	57,423.71
Hindi department	15	38,200.00	-	-	-	-	38,200.00	16,175.29	3,303.71	19,479.00	22,024.71	18,721.00
Catering Lab	15	2,516,810.00	-	-	-	-	2,516,810.00	2,187,316.53	49,424.02	2,236,740.55	329,493.47	280,069.45
Bio-Tec Lab	15	2,578,657.00	-	-	-	-	2,578,657.00	2,256,577.68	48,311.90	2,304,889.58	322,079.32	273,767.42
CT/IT Lab	15	50,020.00	-	-	-	-	50,020.00	27,126.81	3,433.98	30,560.79	22,893.19	19,459.21
Library Equipment	15	1,275,747.00	-	-	-	-	1,275,747.00	837,757.98	65,698.35	903,456.33	437,969.02	372,290.67
Language Lab	15	1,797,105.00	-	-	-	-	1,797,105.00	1,507,019.66	43,512.80	1,550,532.46	290,085.34	246,572.54
<b>Total</b>		<b>46,166,796.06</b>	<b>420,093.00</b>	<b>217,386.00</b>	<b>637,478.00</b>		<b>46,804,274.06</b>	<b>31,782,184.91</b>	<b>2,087,009.60</b>	<b>33,889,194.40</b>	<b>13,384,611.14</b>	<b>11,936,079.66</b>
<b>Computer</b>												
Computer	40	22,520,044.07	-	-	-	-	22,520,044.07	22,519,781.56	105.00	22,519,886.56	262.51	157.51
<b>Total</b>		<b>22,520,044.07</b>	<b>-</b>	<b>-</b>	<b>-</b>		<b>22,520,044.07</b>	<b>22,519,781.56</b>	<b>105.00</b>	<b>22,519,886.56</b>	<b>262.51</b>	<b>157.51</b>
<b>Other Equipments</b>												
Intercom	10	77,292.00	-	-	-	-	77,292.00	70,760.40	653.16	71,413.56	6,531.60	5,878.44
Autonomous equipment	15	367,442.00	-	-	-	-	367,442.00	126,751.42	36,103.59	162,855.01	240,690.58	204,586.99
Duplicate Machine	15	40,488.00	-	-	-	-	40,488.00	40,288.83	29.88	40,318.70	199.17	169.30
Electrical Fittings	10	9,113,143.33	-	-	-	-	9,113,143.33	4,888,730.85	422,441.25	5,311,172.09	4,224,412.48	3,801,971.24
Generator	15	344,640.00	-	-	-	-	344,640.00	342,002.77	395.58	342,398.36	2,637.23	2,241.64
Examsection	15	1,119,775.00	-	-	-	-	1,119,775.00	604,602.18	77,275.92	681,878.10	515,172.82	437,896.90
Guest House Equipme	15	392,910.00	-	-	-	-	392,910.00	343,321.34	7,438.30	350,759.64	49,588.66	42,150.36
Office Equipment	15	2,758,350.25	52,570.00	6,284.00	58,854.00	-	2,817,204.25	2,092,010.31	108,307.79	2,200,318.10	666,339.94	616,886.15
Oil Engine	15	35,587.20	-	-	-	-	35,587.20	35,172.24	62.24	35,234.48	414.96	352.72
Fire Extinguisher	15	67,200.00	-	-	-	-	67,200.00	47,272.92	2,989.06	50,261.98	19,927.08	16,938.02
Pipes & Fittings	15	18,624.30	-	-	-	-	18,624.30	12,564.48	906.97	13,473.45	6,059.82	5,150.85
Sanitary Equipments	15	103,608.06	7,670.00	-	7,670.00	-	111,278.06	57,035.36	8,136.40	65,171.77	46,572.70	46,106.29
Software purchase	40	31,300.00	-	-	-	-	31,300.00	31,280.61	7.75	31,288.37	19.39	11.63
sports Equipments	15	804,394.21	-	-	-	-	804,394.21	522,121.27	42,340.94	564,462.21	282,272.94	239,932.00
TV & VCR	15	90,830.00	-	-	-	-	90,830.00	90,074.75	113.29	90,188.04	755.25	641.96
Solar Systems	40	3,160,000.00	-	-	-	-	3,160,000.00	3,023,488.00	54,604.80	3,078,092.80	136,512.00	81,907.20
Typewriter	15	235,852.55	-	-	-	-	235,852.55	147,963.60	13,183.34	161,146.95	87,888.95	74,705.60
Vaccum Cleaner	15	4,850.00	-	-	-	-	4,850.00	4,826.14	3.58	4,829.72	23.86	20.28
Water Supply Equipm	15	406,766.00	-	-	-	-	406,766.00	163,608.06	36,473.69	200,081.75	243,157.94	206,684.25
ETP Plant equipment	15	1,456,000.00	-	-	-	-	1,456,000.00	1,024,246.77	64,762.98	1,089,009.76	431,753.23	366,990.24
Gardening	10	49,243.00	-	-	-	-	49,243.00	43,555.55	568.74	44,124.30	5,687.45	5,118.70
Seminar hall equipment	15	607,500.00	-	-	-	-	607,500.00	395,565.55	31,790.17	427,355.72	211,934.45	180,144.28
Garden Equipments	15	666,920.25	-	-	-	-	666,920.25	582,734.07	12,627.93	595,361.99	84,186.18	71,558.26
Canteen Equipment	15	95,000.00	-	-	-	-	95,000.00	85,999.12	1,354.63	87,323.75	9,030.88	7,676.25
Borewell	10	1,002,287.00	-	-	-	-	1,002,287.00	405,456.38	59,663.06	465,139.44	596,830.62	537,147.56
<b>Total</b>		<b>23,060,003.15</b>	<b>60,240.00</b>	<b>6,284.00</b>	<b>66,524.00</b>		<b>23,116,827.15</b>	<b>15,181,402.97</b>	<b>982,267.07</b>	<b>16,163,660.04</b>	<b>7,868,800.18</b>	<b>6,962,867.11</b>
<b>Vehicles</b>												
Motor Cars	15	4,835,565.00	-	-	-	595,017.00	4,240,548.00	2,783,439.36	218,566.30	3,002,005.66	2,052,125.64	1,238,542.34
Goods Vehicle	15	276,496.00	-	-	-	-	276,496.00	240,118.19	5,456.97	245,575.16	36,379.81	30,922.84
cycle	15	12,350.00	-	-	-	-	12,350.00	4,120.80	1,234.36	5,355.27	8,229.10	6,994.73
Motor Cycle & Mopec	15	150,311.00	-	-	-	-	150,311.00	57,744.74	15,384.94	73,129.68	102,566.26	87,181.32
<b>Total</b>		<b>5,274,722.00</b>	<b>-</b>	<b>-</b>	<b>-</b>	<b>595,017.00</b>	<b>4,689,707.00</b>	<b>3,066,423.20</b>	<b>240,642.87</b>	<b>4,326,065.77</b>	<b>2,199,300.80</b>	<b>1,363,841.23</b>
<b>Furniture &amp; Fittings</b>												
Furniture & Fittings	10	34,189,532.74	18,940.00	-	18,940.00	-	34,188,472.74	23,923,316.77	1,026,515.60	24,948,832.36	10,246,215.98	9,238,640.38
<b>Total</b>		<b>34,189,532.74</b>	<b>18,940.00</b>	<b>-</b>	<b>18,940.00</b>		<b>34,188,472.74</b>	<b>23,923,316.77</b>	<b>1,026,515.60</b>	<b>24,948,832.36</b>	<b>10,246,215.98</b>	<b>9,238,640.38</b>
<b>Library</b>												
Library Books	15	7,386,513.71	32,832.00	35,991.00	68,823.00	-	7,455,336.71	6,389,665.62	157,151.34	6,546,816.96	996,848.09	908,519.75
<b>Total</b>		<b>7,386,513.71</b>	<b>32,832.00</b>	<b>35,991.00</b>	<b>68,823.00</b>		<b>7,455,336.71</b>	<b>6,389,665.62</b>	<b>157,151.34</b>	<b>6,546,816.96</b>	<b>996,848.09</b>	<b>908,519.75</b>



**Dr. N. RAMAN**  
**PRINCIPAL**  
**KONGU ARTS AND SCIENCE COLLEGE**  
**ERODE**  
**638 107**  
**NANJANAPURAM, ERODE - 638 107**


PARTICULARS	Rate Of Depreciation	Cost as at 01.04.2020	Additions Upto 30.09.2020	Additions made after 01.10.2020	Total additions during the Year	Deletions Transfers	Cost as at 31.03.2021	Depreciation Provided upto 31.03.2020	Depreciation Provided during the Year	Depreciation Provided upto 31.03.2021	W.B.V As at 01.04.2020	W.B.V AS at 31.03.2021
Under Grant												
Personal Computer	0	258,640.00	-	-	-	-	258,640.00	-	-	-	258,640.00	258,640.00
Garden Equipments	0	855,074.00	-	-	-	-	855,074.00	-	-	-	855,074.00	855,074.00
Bio Informatics Equipm	0	361,757.00	-	-	-	-	361,757.00	-	-	-	361,757.00	361,757.00
Bio-Tech lab	0	90,000.00	-	-	-	-	90,000.00	-	-	-	90,000.00	90,000.00
UG-CS lab equipment	0	26,990.00	-	-	-	-	26,990.00	-	-	-	26,990.00	26,990.00
UG-CS Library books	0	50,000.00	-	-	-	-	50,000.00	-	-	-	50,000.00	50,000.00
DBT equipment	0	2,043,867.00	-	2,743,252.00	2,743,252.00	-	4,787,119.00	-	-	-	2,043,867.00	4,787,119.00
DBT -Library books	0	141,030.00	-	109,379.00	109,379.00	-	250,409.00	-	-	-	141,030.00	250,409.00
DBT -Furniture	0	182,289.00	-	49,290.00	49,290.00	-	231,579.00	-	-	-	182,289.00	231,579.00
Bio-Chemistry	0	206,430.00	-	-	-	-	206,430.00	-	-	-	206,430.00	206,430.00
MBA Department	0	90,252.00	-	-	-	-	90,252.00	-	-	-	90,252.00	90,252.00
Office Equipment	0	24,000.00	-	-	-	-	24,000.00	-	-	-	24,000.00	24,000.00
Computer Lab Equipm	0	489,207.00	-	-	-	-	489,207.00	-	-	-	489,207.00	489,207.00
Digital copier	0	45,760.00	-	-	-	-	45,760.00	-	-	-	45,760.00	45,760.00
Projector purchase	0	78,965.00	-	-	-	-	78,965.00	-	-	-	78,965.00	78,965.00
Costume & Designing	0	42,134.00	-	-	-	-	42,134.00	-	-	-	42,134.00	42,134.00
sports Equipments	0	300,000.00	-	-	-	-	300,000.00	-	-	-	300,000.00	300,000.00
Total		5,286,396.00	-	2,901,921.00	2,901,921.00	-	8,188,316.00	-	-	-	5,286,396.00	8,188,316.00
Less:Depreciation reserver										(523,076.18)		523,076.18
TOTAL		142,864,008.72	532,105.00	3,181,681.00	3,893,886.00	696,017.00	146,962,677.72	102,881,776.02	4,493,681.07	106,852,379.91	39,982,233.70	39,110,297.81

  
**V.K.MUTHUSAMY**  
 President  
 Perundurai / 01.09.2021


  
**P.C.PALANISAMY**  
 Secretary


  
**E.R.KARTHIKEYAN**  
 Treasurer

For T.V.Venkataramanan & Co.,  
 Chartered Accountants

  
**(T.V.VENKATARAMANAN)**  
 Partner



  
**Dr. N. RAMAN**  
 PRINCIPAL,  
 KONGU ARTS AND SCIENCE COLLEGE  
 (AUTONOMOUS)  
 NANJANAPURAM, ERODE - 638 107



**SCHEDULE FOR FIXED ASSETS**

PARTICULARS	Rate Of Depreciation	Cost as at 01.04.2020	Additions Upto 30.09.2020	Additions made after 01.10.2020	Total additions during the Year	Deletions Transfers	Cost as at 31.03.2021	Depreciation Provided upto 31.03.2020	Depreciation Provided during the Year	Depreciation Provided upto 31.03.2021	W.D.V	W.D.V
											As at 31.03.2020	AS at 31.03.2021
Land												
Land	0	34,250,384.00	-	11,147,800.00	11,147,800.00	-	45,398,184.00	-	-	-	34,250,384.00	45,398,184.00
KEC Play Ground	10	2,207,351.00	-	-	-	-	2,207,351.00	1,959,153.23	24,819.78	1,983,973.01	248,197.77	223,377.99
KASC Play Ground	10	491,484.00	-	-	-	-	491,484.00	438,645.76	5,283.82	443,929.58	52,838.24	47,554.42
<b>Total</b>		<b>36,949,219.00</b>	<b>-</b>	<b>11,147,800.00</b>	<b>11,147,800.00</b>	<b>-</b>	<b>48,097,019.00</b>	<b>2,397,798.99</b>	<b>30,103.60</b>	<b>2,427,902.59</b>	<b>34,651,420.01</b>	<b>45,869,116.41</b>
<b>Buildings</b>												
Kongu Arts & Science College	10	195,380,646.40	-	-	-	-	195,380,646.40	108,121,981.01	8,725,866.54	116,847,847.55	87,258,665.39	78,532,798.85
Kongu Polytechnic College	10	158,323,793.00	-	-	-	-	158,323,793.00	110,103,662.52	4,822,013.05	114,925,675.56	48,220,130.48	43,398,117.44
Kongu polytechnic-Work shop	10	10,112,740.00	-	-	-	-	10,112,740.00	7,249,897.39	286,284.26	7,536,181.65	2,862,842.61	2,578,558.35
Kongu National Matriculation Schoo	10	87,236,718.00	-	-	-	-	87,236,718.00	58,281,777.92	2,895,494.01	61,177,271.93	26,954,940.08	26,059,446.07
Kongu Mens Hostel	10	434,592,848.00	-	-	-	-	434,592,848.00	197,547,533.58	23,704,531.44	221,252,065.02	237,045,314.42	213,340,782.98
Kongu Ladies Hostel	10	135,097,360.00	-	-	-	-	135,097,360.00	98,086,460.78	3,900,889.82	99,989,350.70	39,008,899.22	35,108,009.30
Kongu Polytechnic Hostel	10	86,594,890.00	-	-	-	-	86,594,890.00	57,028,067.69	2,956,882.23	59,984,749.92	29,568,822.31	26,810,140.08
KASC Mens Hostel	10	21,149,741.05	-	-	-	-	21,149,741.05	18,005,944.22	314,379.68	18,320,323.91	3,143,796.83	2,829,417.14
KASC Ladies Hostel	10	45,938,749.00	-	1,291,816.00	1,291,816.00	-	47,230,565.00	34,175,275.41	1,240,938.16	35,416,213.57	11,763,473.59	11,814,351.43
KPC Energy Park	10	128,766.00	-	-	-	-	128,766.00	103,579.32	2,518.82	106,098.44	25,186.18	22,687.56
KNMS Hostel	10	25,456,580.00	-	-	-	-	25,456,580.00	19,277,582.02	617,899.80	19,895,481.82	6,178,997.98	5,561,098.18
Trust Office Block	10	71,121,452.00	-	-	-	-	71,121,452.00	42,038,771.62	2,908,468.04	44,945,239.66	29,084,680.38	26,176,212.34
Estate Office	10	500,874.00	-	-	-	-	500,874.00	443,024.14	5,784.99	448,809.13	57,849.86	52,064.87
Name Board	10	1,015,101.00	-	-	-	-	1,015,101.00	888,357.66	32,874.33	719,231.99	328,743.34	295,889.01
KASC-ATM Room	10	365,694.00	-	-	-	-	365,694.00	231,100.52	13,459.35	244,559.87	134,593.48	121,134.13
KNMS -Open Auditorium	10	2,322,756.00	-	-	-	-	2,322,756.00	1,487,866.90	85,488.91	1,553,355.81	854,889.10	769,400.19
KNMS Hostel	10	64,419,544.00	-	-	-	-	64,419,544.00	38,075,567.69	2,634,397.63	40,709,965.32	26,343,976.31	23,709,578.68
KASC Two & Four wheeler shed	10	1,952,565.00	-	-	-	-	1,952,565.00	1,154,075.54	79,848.95	1,233,924.48	798,489.46	718,640.52
KNMS Two & Four wheeler shed	10	1,321,574.00	-	-	-	-	1,321,574.00	709,102.47	61,247.15	770,349.62	812,471.53	551,224.38
Vaikkalmedu Well	10	2,256,915.00	-	-	-	-	2,256,915.00	2,005,059.42	25,185.56	2,030,244.98	251,855.58	226,670.02
Well, Borewell & Fittings	10	2,362,639.00	-	-	-	-	2,362,639.00	2,047,715.54	31,492.35	2,079,207.89	314,923.46	283,431.11
Bio Gas Plants	40	2,188,446.00	-	-	-	-	2,188,446.00	2,188,446.00	0.00	2,188,446.00	0.00	0.00
Bus Shelter	10	1,240,395.00	-	-	-	-	1,240,395.00	933,487.13	30,692.79	964,159.91	306,927.87	276,235.09
Vaikkalmedu Generator Room	10	166,778.00	-	-	-	-	166,778.00	142,997.15	2,378.09	145,375.23	23,780.85	21,402.77
KASC Vinayaga Temple	10	833,945.00	-	-	-	-	833,945.00	618,436.13	21,550.89	639,987.02	215,508.87	193,957.98
Bio Gasifier Shed	10	1,364,863.00	-	-	-	-	1,364,863.00	1,052,305.07	31,235.79	1,083,540.86	312,357.93	281,122.14
Fruit stall	10	2,225,849.00	-	-	-	-	2,225,849.00	1,406,626.47	81,922.25	1,488,548.72	819,222.53	737,300.28
Children Play Shed	10	528,822.00	-	-	-	-	528,822.00	413,893.38	11,492.86	425,386.22	114,928.64	103,435.78
Sipcot. Shed	10	468,360.00	-	-	-	-	468,360.00	362,588.91	10,579.11	373,148.02	105,791.09	95,211.98
KVIT Trust -Veppampalayam retaini	10	4,712,349.00	-	-	-	-	4,712,349.00	2,068,883.79	284,346.52	2,333,230.31	2,843,465.21	2,379,118.69
KWTT Nasayanur land Canal crossing bridge	10	-	-	821,472.00	821,472.00	-	821,472.00	-	41,073.80	41,073.80	-	780,398.40
Fencing work at Erupar land	10	42,125.00	-	-	-	-	42,125.00	184,943.72	23,830.73	208,574.45	236,307.28	212,676.55
Trust office Car shed	10	540,826.00	-	-	-	-	540,826.00	237,441.27	30,336.47	287,779.74	303,384.73	273,046.26
Capital Work in Progress		36,758,404.00	-	-	221,496,996.00	-	221,496,996.00	-	-	-	138,758,404.00	221,496,996.00
<b>Total(a)</b>												



**DR. N. RAMAN**  
 PRINCIPAL,  
 KONGU ARTS AND SCIENCE COLLEGE  
 (AUTONOMOUS)  
 NANJANAPURAM, ERODE - 638 107

55,894,986.06

Kongu Engineering College	18	807,713,217.88	4,881,188.00	4,881,188.00	702,904,888.88	488,888,187.87	86,746,888.46	488,888,874.87	808,188,188.88	242,904,881.88
Convention centre Building	10	196,405,858.45	-	-	196,405,858.45	116,086,772.42	8,031,888.80	124,118,881.03	80,318,888.03	72,286,997.42
Kongu School of Architecture	10	138,639,720.00	1,291,856.00	1,291,856.00	139,931,576.00	6,931,986.00	13,235,366.20	20,167,352.20	131,707,734.00	119,764,223.80
Auditorium	10	3,286,782.00	-	-	3,286,782.00	2,889,223.20	40,055.88	2,928,279.08	400,558.80	360,502.92
Principal Quarters	10	1,030,001.00	-	-	1,030,001.00	966,531.87	4,346.91	990,878.78	43,469.13	39,122.22
Library	10	44,663,714.75	-	-	44,663,714.75	33,978,405.50	1,068,530.93	35,046,936.42	10,885,309.25	9,816,778.33
Bank	10	2,858,302.00	-	-	2,858,302.00	1,117,026.40	174,127.56	1,291,153.96	1,741,275.80	1,567,148.04
Bus Shed	10	1,605,273.00	-	-	1,605,273.00	1,246,076.68	35,919.43	1,281,996.11	359,194.32	323,274.89
Canteen	10	8,021,691.00	-	-	8,021,691.00	6,084,146.77	193,754.42	6,277,901.20	1,937,544.23	1,743,789.80
Temple	10	401,565.00	-	-	401,565.00	384,135.31	1,742.97	385,878.28	17,429.89	15,886.72
Vinayagar kovil meditation hall	10	2,865,194.00	-	-	2,865,194.00	1,810,860.89	105,453.31	1,916,114.20	1,054,633.11	949,079.80
Entrance Arch	10	54,281.00	-	-	54,281.00	51,979.90	230.11	52,210.01	2,301.10	2,070.99
Dispensary	10	1,075,435.80	-	-	1,075,435.80	949,036.88	12,639.87	961,676.55	128,396.72	113,757.05
KEC-Alumini Guest House kerb wall	10	341,924.00	-	-	341,924.00	128,804.48	21,311.86	150,116.43	213,119.52	191,807.57
KEC-East side STP motor room tank Roofing shed	10	481,436.00	-	-	481,436.00	160,459.63	32,097.84	192,557.47	320,976.37	288,880.53
KEC-Flyash compoundwall UG Hostel near east side	10	270,941.00	-	-	270,941.00	102,064.83	16,887.62	118,952.45	188,876.17	151,988.55
KEC-fruit stall south side extension	10	493,787.00	-	-	493,787.00	186,012.03	30,777.50	216,789.53	307,774.97	276,997.47
KEC-Indor stadium back side flyash compound wall	10	1,407,573.00	-	-	1,407,573.00	530,239.79	87,733.32	617,973.11	877,333.21	789,599.89
KEC-New bus parking area wall	10	979,079.00	-	-	979,079.00	388,823.96	61,025.50	429,849.46	610,255.04	549,229.54
KEC-SF no.11 road side wall	10	1,246,173.00	-	-	1,246,173.00	469,439.60	77,673.34	547,112.94	776,733.40	689,060.06
KEC-GYM	10	545,355.00	-	-	545,355.00	27,267.75	51,808.73	79,076.48	518,087.25	466,276.53
KEC-Play ground north & south kerb wall	10	716,809.00	-	-	716,809.00	269,950.19	44,865.88	314,816.07	446,658.81	401,992.93
KEC-Toilet block bustand area	10	1,588,562.00	-	-	1,588,562.00	381,553.54	120,700.85	482,254.39	1,207,008.46	1,086,307.61
KEC-Vinayagar kovil Madapalli	10	1,191,396.00	-	-	1,191,396.00	274,616.78	91,677.92	366,294.70	816,779.22	825,101.30
Grii,Entrance and compound	-	-	-	-	-	-	-	-	-	-
Staff Quarters	10	111,885,853.80	-	-	111,885,853.80	67,911,207.63	4,397,464.62	72,308,672.25	43,974,646.17	39,577,181.55
Gardening	10	1,778,866.00	-	-	1,778,866.00	1,528,895.88	25,197.01	1,552,092.89	251,970.12	226,773.11
Road Expenses	10	44,535,105.00	308,785.00	308,785.00	44,841,870.00	27,389,301.65	1,729,918.59	29,119,220.23	17,145,803.35	15,722,648.77
Power room and Genset room	10	18,948,506.00	-	-	18,948,506.00	11,975,150.46	897,435.55	12,672,586.02	6,974,355.54	6,276,919.98
Fencing	10	7,791,879.00	-	-	7,791,879.00	4,816,869.87	297,520.91	5,114,190.78	2,975,209.13	2,677,688.22
Traffic Route Arch	10	680,740.00	-	-	680,740.00	541,934.76	11,880.52	553,815.28	118,805.24	106,924.72
Indoor Stadium	10	5,289,291.00	-	-	5,289,291.00	4,610,502.21	67,878.88	4,678,381.09	678,788.79	610,909.91
Guest House	10	23,998,568.00	-	-	23,998,568.00	16,463,858.29	553,470.97	19,017,329.26	5,534,709.71	4,981,238.74
KEC-Building Borewell & fittings	10	1,610,563.00	-	-	1,610,563.00	371,234.77	123,932.82	495,167.59	1,239,328.23	1,115,395.41
KEC-Building Electrical and fittings	10	4,564,907.00	-	-	4,564,907.00	1,052,211.06	351,289.59	1,403,480.88	3,512,895.94	3,161,426.34
Effluent Treatment Plant	100	6,327,432.00	-	-	6,327,432.00	6,327,432.00	-	6,327,432.00	-	-
Modern Art Sculpture	10	248,866.00	-	-	248,866.00	200,296.47	4,870.35	205,166.82	48,703.53	43,833.18
Total(b)							58,547,822.66			
							114,442,808.72			
							58,547,822.66			
Less: Transfer to KEC a/c										
TOTAL (a-b)(c)		2,836,693,468.00	8,263,017.00	229,760,013.00	2,827,611,073.00	1,551,544,434.17	55,894,986.06	1,671,997,242.90	1,277,054,982.73	1,255,613,783.00



Dr. M. J. MANI  
 PRINCIPAL,  
 KONGU ARTS AND SCIENCE COLLEGE  
 (AUTONOMOUS)  
 NANJANAPURAM ERODE - 638 107

Furniture & Fittings	10	3,988,843.00		38,232.00	38,232.00		4,037,178.00	2,880,840.00	118,721.80	2,884,561.88	1,118,102.84	1,042,613.08
Furniture & Fittings(Guest House)	10	298,757.00					298,757.00	199,795.38	9,896.16	209,691.54	98,961.82	89,085.46
EPABX System	10	2,147,387.00					2,147,387.00	1,625,008.27	52,237.87	1,677,246.14	522,378.73	470,140.86
Photos & Frames	10	197,265.00					197,265.00	187,857.85	940.71	188,798.57	9,407.15	8,466.43
Total		6,642,352.00		38,232.00	38,232.00		6,680,584.00	4,893,501.57	176,796.64	5,070,298.21	1,748,850.43	1,610,285.79
Vehicles												
Car	15	4,496,007.71					4,496,007.71	3,075,679.56	213,049.22	3,288,728.78	1,420,328.15	1,207,278.93
Motor Van	15	262,015.00					262,015.00	2,238,913.18	(296,534.73)	1,942,378.45	(1,976,898.18)	(1,680,363.45)
Tractor	15	1,971,738.00					1,971,738.00	1,041,436.15	139,545.28	1,180,981.43	930,301.85	790,756.57
Bus chassis purchase	15			18,356,810.00	18,356,810.00		18,356,810.00		1,376,780.75	1,376,780.75		16,980,049.25
Lorry	15	1,115,121.00					1,115,121.00	(294,360.46)	211,422.22	(82,938.24)	1,409,481.48	1,198,059.24
Scooter	15	29,185.00		81,839.00	81,839.00	54,115.00	56,909.00	30,970.64	5,870.08	36,840.72	(1,785.64)	20,068.28
Motor Cycle	15	323,911.00					323,911.00	257,013.92	10,034.56	267,048.48	66,897.08	56,862.52
TVS-XL-Super	15	171,306.00					171,306.00	55,952.80	17,302.98	73,255.78	115,353.20	98,050.22
TVS 50	15	71,986.00					71,986.00	65,357.65	994.55	66,352.20	6,630.35	5,635.80
Cycles	15	2,626.00					2,626.00	2,593.22	4.92	2,598.14	32.78	27.86
Total		8,443,897.71		18,438,649.00	18,438,649.00	54,115.00	26,828,431.71	6,473,556.66	1,678,449.83	8,152,006.50	1,970,341.05	18,676,425.21
Equipments												
Water Supply Equipments	15	2,910,454.00					2,910,454.00	2,543,852.33	54,990.25	2,598,842.58	388,601.67	311,611.42
Public Addressing System	15	5,270.00					5,270.00	5,267.57	0.37	5,267.93	2.43	2.07
Canteen Equipment	15	24,772.00					24,772.00	23,708.94	159.76	23,868.70	1,065.06	905.30
Electrical Fittings	10	26,507,074.00					26,507,074.00	20,443,151.07	606,392.29	21,049,543.37	6,083,922.93	5,457,530.63
Guest House Equipments	15	2,289,869.00					2,289,869.00	925,244.13	201,693.73	1,128,937.86	1,344,624.87	1,142,931.14
Office Equipments	15	9,131,355.00	78,976.00	124,750.00	203,726.00		9,335,081.00	6,737,037.84	380,350.22	7,117,388.06	2,394,317.16	2,217,892.94
Xerox Machine	15	100,170.00					100,170.00	100,123.80	6.93	100,130.73	46.20	39.27
Generator	15	17,630,090.00					17,630,090.00	14,809,708.75	423,057.19	15,232,765.94	2,820,381.25	2,397,324.06
Campuswide Networking	15	2,460,092.00					2,460,092.00	2,354,335.39	15,863.49	2,370,198.88	105,756.61	89,893.12
Diesel Bunk Equipments	15	148,667.00		667,408.00	667,408.00		816,075.00	141,361.98	51,151.35	192,513.33	7,305.02	623,561.67
Kirloskar-Transformer	15	4,733,504.00					4,733,504.00	3,871,491.13	129,301.93	4,000,793.06	862,012.67	732,710.94
Air Conditioner	15	200,599.00					200,599.00	197,480.24	467.81	197,948.06	3,118.76	2,650.94
Bus Shed Equipment	15	810,910.00					810,910.00	452,406.26	53,783.23	506,189.46	358,554.85	304,771.64
Garden Equipment	15	3,122,001.00	12,700.00		12,700.00		3,134,701.00	1,318,673.48	272,404.13	1,591,077.60	1,803,327.52	1,543,623.40
Franking machine	15	120,000.00					120,000.00	84,415.95	5,337.61	89,753.56	35,584.85	30,246.44
Street Lights	15	441,306.00					441,306.00	440,442.21	129.57	440,571.78	883.79	734.22
KNMS Street Lights	15	58,324.10					58,324.10	49,277.21	1,357.03	50,634.24	9,046.89	7,889.86
Total		70,674,457.10	91,676.00	792,158.00	883,834.00		71,558,291.10	54,497,976.28	2,196,446.89	56,694,423.14	16,176,531.93	14,863,919.06
Less: Deprecation reserve										(38,068.00)		38,068.00
Grand Total		2,957,319,393.81	91,676.00	38,679,856.00	260,266,528.00	54,115.00	3,080,775,402.81	1,625,817,267.66	69,976,783.03	1,744,303,805.33	1,331,502,126.16	1,336,471,697.48

15


V.K.MUTHUSAMY  
President

P.P.PALANISAMY  
Secretary


E.R.KAARTHIKEYAN  
Treasurer

For T.V.Venkataraman & Co.,  
Chartered Accountants

(T.V.VENKATARAMAN)  
Partner



Dr. N. RAMAN  
PRINCIPAL,  
KONGU ARTS AND SCIENCE COLLEGE  
(AUTONOMOUS)  
NANJANAPURAM ERODE - 638 107



Perundurai / 01.09.2021