



# **KONGU ARTS AND SCIENCE COLLEGE**

**(An Autonomous Institution, Affiliated to Bharathiar University, Coimbatore)**

**ERODE – 638 107**

## **B.Sc (Costume Design & Fashion) - Vocational**



# **KONGU ARTS AND SCIENCE COLLEGE**

**(An Autonomous Institution, Affiliated to Bharathiar University, Coimbatore)**

**ERODE – 638 107**

**2021-2022**



# **KONGU ARTS AND SCIENCE COLLEGE**

**(An Autonomous Institution, Affiliated to Bharathiar University, Coimbatore)**

**ERODE – 638 107**

# **SYLLABUS**

Sem	Course Code	Core Paper I:	Total Marks: 100		Hours Per Week	Credits
I	21UASCT101	Professional English - I	CIA : 50	ESE :50	4	4

**Course Objectives:**

1. To develop the language skills of students
2. To enhance the lexical, grammatical and socio-linguistic and communicative competence
3. To focus on developing students' knowledge of domain specific registers and the required language skills

**Course Outcomes (CO): On completion of the course, students should be able to**

CO1	Identify the correct usage of vocabulary and grammar in speaking and writing	<b>K1 – K4</b>
CO2	Demonstrate the language skills through academic writing	
CO3	Apply the communicative skills by responding to given situations	
CO4	Communicate leadership quality and team building	
CO5	Analyze the information in various circumstances	

**K1 :Remember; K2 :Understand; K3 :Apply; K4 :Analyze**

Unit –I	Communication
---------	---------------

**Listening:** Listening to audio text and answering questions -Listening to Instructions

**Speaking:** Pair work and small group work.

**Reading:** Comprehension passages –Differentiate between facts and opinion

**Writing:** Developing a story with pictures.

**Vocabulary:** Register specific - Incorporated into the LSRW tasks

Unit – II	Description
-----------	-------------

**Listening:** Listening to process description.-Drawing a flow chart.

**Speaking:** Role play (formal context)

**Reading:** Skimming/Scanning-

Reading passages on products, equipment and gadgets.

**Writing:** Process Description –Compare and Contrast

Paragraph-Sentence Definition and Extended definition- Free Writing.

**Vocabulary:** Register specific -Incorporated into the LSRW tasks.

Unit – III	Negotiation Strategies
------------	------------------------

**Listening:** Listening to interviews of specialists / inventors in fields (Subject specific)

**Speaking:** Brainstorming. (Mind mapping)

Small group discussions (Subject- Specific)

**Reading:** Longer Reading text.

**Writing:** Essay Writing (250 words)

**Vocabulary:** Register specific - Incorporated into the LSRW tasks



**Dr. N. RAMAN**  
PRINCIPAL,  
KONGU ARTS AND SCIENCE COLLEGE  
(AUTONOMOUS)  
NANJANAPURAM, ERODE - 638 107.

<b>Unit – IV</b>	<b>Presentation Skills</b>	
Listening: Listening to lectures. Speaking: Short talks. Reading: Reading Comprehension passages Writing: Writing Recommendations Interpreting Visuals inputs Vocabulary: Register specific - Incorporated into the LSRW tasks		
<b>Unit – V</b>	<b>Critical Thinking Skills</b>	
Listening: Listening comprehension- Listening for information. Speaking: Making presentations (with PPT- practice). Reading: Comprehension passages –Note making. Comprehension: Motivational article on Professional Competence, Professional Ethics and Life Skills) Writing: Problem and Solution essay– Creative writing –Summary writing Vocabulary: Register specific - Incorporated into the LSRW tasks		
<b>TEXT BOOK</b>		
1.	Professional English for Life Sciences - TANSICHE	
<b>REFERENCE BOOK</b>		
1.	A Handbook of English for Engineers and Technologists, BS Publications, Eliah P, 2003.	
2.	English for Professionals, Vayu Education of India, Dr.Sheema Miglani & Shikha Goyal, 2010.	
3.	Business English, Tata McGraw-Hill Edition, Dona J.Young, 2012	
<b>WEB RESOURCES</b>		
1.	<a href="https://www.classcentral.com/course/swyam-business-english-communication-10097">https://www.classcentral.com/course/swyam-business-english-communication-10097</a>	
Course Designed By		Verified By
Ms.R.S.Cindhu		Dr.N.Sangeetha
Approved By HOD		
Dr.S.Manjula		
<b>QUESTION PAPER PATTERN</b>		
Time: 3 hours		<b>Max. Marks: 50</b>
<b>SECTION-A (10 X 1 = 10 Marks)</b> (Vocabulary) (MCQ, Info-gap questions –domain specific vocabulary)		<b>SECTION-B (4 X 10 = 40 Marks)</b> (Reading :Two long domain-specific comprehension passages with questions pertaining to understanding and analysis – 20 Marks) (Writing: Descriptive/narrative/persuasive writing questions pertaining to domain-specific vocabulary – 20 Marks)



**Dr. N. RAMAN**  
 PRINCIPAL,  
 KONGU ARTS AND SCIENCE COLLEGE  
 (AUTONOMOUS)  
 NANJANAPURAM, ERODE - 638-107.

Mapping of COs with POs and PSOs:

PO/PSO CO	PO							PSO				
	PO 1	PO 2	PO 3	PO 4	PO 5	PO 6	PO 7	PSO 1	PSO 2	PSO 3	PSO 4	PSO 5
CO 1	S	S	S	M	M	M	S	S	S	M	M	S
CO 2	S	S	S	S	M	M	S	S	S	M	M	S
CO 3	S	S	S	M	M	M	S	S	S	S	S	S
CO 4	S	S	S	S	M	M	S	S	S	S	M	S
CO 5	S	S	S	M	M	M	S	S	S	S	S	S

S-Strong, M-Medium, L-Low

*Dr*  
 HEAD OF THE DEPARTMENT  
 DEPARTMENT OF COSTUME DESIGN AND FASHION  
 KONGU ARTS AND SCIENCE COLLEGE  
 (AUTONOMOUS)  
 ERODE - 638 107.



*Dr. N. RAMAN*  
 PRINCIPAL,  
 KONGU ARTS AND SCIENCE COLLEGE  
 (AUTONOMOUS)  
 NANJANAPURAM, ERODE - 638 107.

Sem	Course code	CORE PRACTICAL I BASICS OF APPAREL DESIGNING	Total Marks:100		Hours Per Week	Credits
I	21UASCP103		CIA : 50	ESE : 50	4	4

**Course Objectives:**

1. To enable the students to learn the functions of basic sewing machine and garment construction
2. To prepare the students to construct the various components of apparel designing
3. To educate about care and maintenance of sewing machines

**Course Outcomes (CO): On completion of the course, students should be able to**

CO 1	Demonstrate the working mechanism of various sewing machines	K1 -K4
CO 2	Construct samples for different types of fullness	
CO 3	Analyze the application methods of neckline finishes, plackets and fasteners	
CO 4	Develop sleeves and yokes with and without fullness	
CO 5	Identify and apply collars and pockets in different position of the garments	


**K1 :Remember; K2 :Understand; K3 :Apply; K4 :Analyze; K5 : Evaluate; K6 : Create**

**Unit –I : Fundamentals of Sewing**

1. Threading practice and sample preparation for Single Needle Lockstitch Machine, overlock machine, flat lock machine and fashion maker machine.
2. Preparation of samples for seam - plain, top stitch, welt, lapped, slot, flat fell, french seam, mantua makers and piped seam.
3. Preparation of samples for seam finishes - pinked finish, Edge stitched, double stitch finish, overcast, herringbone and bound seam edge finish.
4. Hems - stitched and turned hem, seam binding hem finish, catch stitched hem, narrow machine stitched hem, rolled or whipped hem and shell edged hem.

**Unit – II : Introduction of fullness**

1. Preparation of samples for fullness - darts - single pointed and double pointed darts
2. Preparation of samples for tucks - pin, piped or corded, shell or scalloped, cross, group tucking with scalloped effect.
3. Preparation of samples for pleats - knife, box, inverted, kick, cartridge and pinch.
4. Preparation of samples for gathering by hand, machine, elastic, shirring or gauging.
5. Preparation of samples for ruffles - single, double.



**Dr. N. RAMAN**  
PRINCIPAL  
KONGU ARTS AND SCIENCE COLLEGE  
(AUTONOMOUS)  
NANJANAPURAM, ERODE, 638 107

<b>Unit – III :</b>	<b>Neckline finishes</b>
<p>1.Preparation of samples for facing - bias facing, shaped facing, and decorative facing.</p> <p>2.Preparation of samples for binding - single and double bias binding.</p> <p>3. Preparation of samples for plackets - continuous, bound and faced placket, zipper Placket and tailored placket.</p> <p>4. Preparation of fasteners - Button and buttonhole, press button, shank button, fabric loops and hooks and eye.</p>	
<b>Unit – IV :</b>	<b>Sleeves and Yokes</b>
<p>1. Preparation of samples for sleeves - plain sleeve, puff sleeve, bishop sleeve, raglan sleeve, circular sleeve.</p> <p>2. Preparation of samples with yoke - yoke without fullness, yoke with fullness within the yoke.</p>	
<b>Unit – V :</b>	<b>Collars and Pocket</b>
<p>1. Preparation of samples for collar - Peter Pan collar, Shirt collar, Chinese collar, shawl collar.</p> <p>2. Preparation of samples for pocket - Patch pocket and bound pocket. Side seam pocket.</p> <p>3. Safety practices while working on sewing machine, care and maintenance of sewing machine.</p>	

<b>REFERENCE BOOKS</b>	
1	The Complete Book of Sewing, Deni Bown, Dorling Kindersley Limited, USA (2003).
2	A Guide to Fashion Sewing – Second Edition, Connie Amaden - Crawford, Fairchild Publications, USA (1994).
<b>Web Resources</b>	
1.	<a href="https://sewguide.com/learn-to-sew-beginners/">https://sewguide.com/learn-to-sew-beginners/</a>
2	<a href="https://www.textileschool.com/498/types-of-plackets/">https://www.textileschool.com/498/types-of-plackets/</a>
Course Designed By	Verified By <b>Dr. N. RAMAN</b> Approved By HOD
Mr.K.Rajakumar	Mr.K.V.Arunkumar <b>PRINCIPAL.</b>
	<b>KONGU ARTS AND SCIENCE COLLEGE (AUTONOMOUS)</b> Dr.S.Manjula
	<b>NANJANAPURAM, ERODE - 638 107.</b>







Mapping of COs with POs and PSOs:

PO/PSO CO	PO							PSO				
	PO 1	PO 2	PO 3	PO 4	PO 5	PO 6	PO 7	PSO 1	PSO 2	PSO 3	PSO 4	PSO 5
CO1	S	M	M	M	M	M	S	S	S	M	S	M
CO2	S	M	L	L	M	L	L	S	M	M	L	S
CO3	S	M	M	L	L	L	M	S	S	M	L	S
CO4	S	L	M	L	L	L	M	S	S	M	L	M
CO5	S	L	S	L	S	S	S	S	S	M	M	M

S-Strong, M-Medium, L-Low

  
**HEAD OF THE DEPARTMENT**  
 DEPARTMENT OF COSTUME DESIGN AND FASHION  
 KONGU ARTS AND SCIENCE COLLEGE  
 (AUTONOMOUS)  
 ERODE - 638 107.



  
**Dr. N. RAMAN**  
 PRINCIPAL,  
 KONGU ARTS AND SCIENCE COLLEGE  
 (AUTONOMOUS)  
 NANJANAPURAM, ERODE - 638 107.

Sem	Course code	ALLIED PRACTICAL I FASHION ILLUSTRATION	Total Marks:100		Hours Per Week	Credits
1	21UASAP104		CIA : 50	ESE :50	4	3

**Course Objectives:**

1. To develop understanding of a human figure for fashion drawings
2. To draw fashion croquis and to explore the basic medium of art
3. To improve student's drawing skills

**Course Outcomes (CO): On completion of the course, students should be able to**

CO 1	Sketch the fashion illustration techniques using different mediums	K1 - K4
CO 2	Illustrate various head theories to develop croquis	
CO 3	Illustrate the human anatomy	
CO 4	Outline the garment styles with the help of fabric rendering	
CO 5	Practice fashion illustrations for various garment styles	

**K1 :Remember; K2 :Understand; K3 :Apply; K4 :Analyze; K5 : Evaluate; K6 : Create**

**Unit –I :**

**Basic Techniques of Drawing**

Line and line drawing-hatching, cross hatching and contoured hatching, perspective view drawing-one point, two point and three point perspective, sketching with mediums-pencil, charcoal, ink and poster

**Unit – II :**

**Head Theory**

Drawing croquis - 10 and 12 head theory - front and back of male and female, Achieving different poses of croquis - stick and fleshy (any 3).

**Unit – III :**

**Human Anatomy**

Human anatomy - eye, ear, nose, hands, legs and lips. Various types of hairstyles. Developing illustrations from the picture of magazine - face, front pose, back pose.

**Unit – IV :**

**Illustrating Pattern Details**

**Dr. N. RAMAN**


Illustrating pattern details - pockets, sleeves, yokes, skirts, tops and trousers (any 3 types). Fabric rendering - stripes, checks, plaids and prints. Practicing pleats and gathers in garment style. Rendering of drapes, falls and folds on dressed silhouette with soft pencil - light and shadow effects using soft pencil.

PRINCIPAL  
KONGU ARTS AND SCIENCE COLLEGE  
(AUTONOMOUS)  
NANJANAPURAM, ERODE - 638 107.

**Unit – V :**

**Various Garment Styles**

Creating illustrations with various garment styles for men, women and children for different seasons - summer, winter, autumn and spring. Texture rendering - stripes, checks and prints.



**REFERENCE BOOKS**


1	Fashion Illustration Techniques, Maite La Fuente, Evergreen Publications, China (2008)
2	Advanced Fashion Sketch Book, Bina Abling, OM Books International, New Delhi (2005).
3	Introduction to Drawing, John Jackson, Eagle Editions, London (2002).
4	Elements of Fashion and Apparel Design, Sumathi, G.J, New Age International Publications, New Delhi (2002).
5	Fashion Design Illustration: Children, Ireland Patrick John, Batsford Ltd., London (1995).

Course Designed By	Verified By	Approved By HOD
Ms.A.Deepika Priya	Dr.N.Radhika	Dr.S.Manjula

**Mapping of COs with POs and PSOs:**

CO \ PO/PSO	PO							PSO				
	PO 1	PO 2	PO 3	PO 4	PO 5	PO 6	PO 7	PSO 1	PSO 2	PSO 3	PSO 4	PSO 5
CO1	S	S	M	L	M	L	S	S	S	M	L	S
CO2	S	S	M	M	L	L	S	S	S	M	L	S
CO3	S	S	M	L	L	L	S	S	S	M	L	S
CO4	S	S	M	L	M	L	S	S	S	S	M	S
CO5	S	S	M	M	M	L	S	S	S	M	S	S

S-Strong, M-Medium, L-Low



**Dr. N. RAMAN**  
PRINCIPAL,  
KONGU ARTS AND SCIENCE COLLEGE  
(AUTONOMOUS)  
NANJANAPURAM, ERODE - 638 107.

**HEAD OF THE DEPARTMENT**  
DEPARTMENT OF COSTUME DESIGN AND FASHION  
KONGU ARTS AND SCIENCE COLLEGE  
(AUTONOMOUS)  
ERODE - 638 107.

Sem	Course Code	Core Paper III :	Total Marks: 100		Hours Per Week	Credits
II	21UASCT201	Professional English - II	CIA : 50	ESE :50	4	4

**Course Objectives:**

1. To develop the language skills of students
2. To enhance the lexical, grammatical and socio-linguistic and communicative competence
3. To focus on developing students' knowledge of domain specific registers and the required language skills

**Course Outcomes (CO): On completion of the course, students should be able to**

CO 1	Identify the correct usage of vocabulary and grammar in speaking and writing	K1 – K4
CO 2	Demonstrate the language skills through academic writing	
CO 3	Apply the communicative skills by responding to given situations	
CO 4	Communicate leadership quality and team building	
CO 5	Analyze the information in various circumstances	

**K1 :Remember; K2 :Understand; K3 :Apply; K4 :Analyze**

**Unit –I Communicative Competence**


Listening – Listening to two talks/lectures by specialists on selected subject specific topics - (TED Talks) and answering comprehension exercises (inferential questions)  
 Speaking: Small group discussions (the discussions could be based on the listening and reading passages- open ended questions  
 Reading: Two subject-based reading texts followed by comprehension activities/exercises  
 Writing: Summary writing based on the reading passages

**Unit – II Persuasive Communication**

Listening: listening to a product launch- sensitizing learners to the nuances of persuasive communication  
 Speaking: debates – Just-A Minute Activities  
 Reading: reading texts on advertisements ( on products relevant to the subject areas) and answering inferential questions  
 Writing: dialogue writing- writing an argumentative /persuasive essay.

**Unit – III Digital Competence**

Listening to interviews (subject related)  
 Speaking: Interviews with subject specialists (using video conferencing skills)  
 Creating Vlogs (How to become a vlogger and use vlogging to nurture interests –  
 Reading: Selected sample of Web Page (subject area) Writing: Creating Web Pages  
 Reading Comprehension: Essay on Digital Competence for Academic and Professional Life.



**Dr. N. RAMAN**  
 PRINCIPAL.  
 KONGU ARTS AND SCIENCE COLLEGE  
 (AUTONOMOUS)  
 NANJANA PURAM, ERODE - 638 107.

The essay will address all aspects of digital competence in relation to MS Office and how they can be utilized in relation to work in the subject area.

<b>Unit – IV</b>	<b>Creativity and Imagination</b>
Listening to short (2 to 5 minutes) academic videos (prepared by EMRC/ other MOOC videos on Indian academic sites – E.g. <a href="https://www.youtube.com/watch?v=tpvicScuDy0">https://www.youtube.com/watch?v=tpvicScuDy0</a> ) Speaking: Making oral presentations through short films – subject based Reading : Essay on Creativity and Imagination (subject based) Writing – Basic Script Writing for short films (subject based) -Creating blogs, flyers and brochures (subject based) -Poster making – writing slogans/captions (subject based)	

<b>Unit – V</b>	<b>Workplace Communication &amp; Basics of Academic Writing</b>
Speaking: Short academic presentation using PowerPoint Reading & Writing: Product Profiles, Circulars, Minutes of Meeting, Writing an introduction, paraphrasing Punctuation (period, question mark, exclamation point, comma, semicolon, colon, dash, hyphen, parentheses, brackets, braces, apostrophe, quotation marks, and ellipsis) Capitalization (use of upper case)	

**TEXT BOOK**

1	Professional English For Life Sciences II–TANSICHE
---	----------------------------------------------------

**REFERENCE BOOK**

1	A Handbook of English for Engineers and Technologists, BS Publications, Elish P, 2003.
2	English for Professionals, Vayu Education of India, Dr.Sheema Miglani & Shikha Goyal, 2010.
3	Business English, Tata McGraw-Hill Edition, Dona J.Young, 2012

**WEB RESOURCES**

	<a href="https://www.classcentral.com/course/swayam-business-english-communication-10097">https://www.classcentral.com/course/swayam-business-english-communication-10097</a>
--	-------------------------------------------------------------------------------------------------------------------------------------------------------------------------------

Course Designed By	Verified By	Approved By HOD
Ms.R.S.Cindhu	Dr.N.Sangeetha	Dr.S.Manjula

**QUESTION PAPER PATTERN**

Time: 3 hours <b>SECTION-A (10 X 1 = 10 Marks)</b> (MCQ, Vocabulary) (MCQ, Info-gap questions –domain specific vocabulary)	Max. Marks: 50 <b>SECTION-B (4 X 10 = 40 Marks)</b> (Reading :Two long domain specific comprehension passages with questions pertaining to understanding and analysis – 20 Marks) (Writing: Descriptive/narrative/persuasive writing questions pertaining to domain-specific vocabulary – 20 Marks)
-------------------------------------------------------------------------------------------------------------------------------------	--------------------------------------------------------------------------------------------------------------------------------------------------------------------------------------------------------------------------------------------------------------------------------------------------------------



**Dr. N. RAMAN**  
 PRINCIPAL  
 KONGU ARTS AND SCIENCE COLLEGE  
 (AUTONOMOUS)  
 NANJANAPURAM, ERODE - 638 107.

Mapping of COs with POs and PSOs:

CO \ PO/PSO	PO							PSO				
	PO 1	PO 2	PO 3	PO 4	PO 5	PO 6	PO 7	PSO 1	PSO 2	PSO 3	PSO 4	PSO 5
CO 1	S	S	S	M	M	M	S	S	S	M	M	S
CO 2	S	S	S	S	M	M	S	S	S	M	M	S
CO 3	S	S	S	M	M	M	S	S	S	S	S	S
CO 4	S	S	S	S	M	M	S	S	S	S	M	S
CO 5	S	S	S	M	M	M	S	S	S	S	S	S

S-Strong, M-Medium, L-Low

*[Signature]*

HEAD OF THE DEPARTMENT  
DEPARTMENT OF COSTUME DESIGN AND FASHION  
KONGU ARTS AND SCIENCE COLLEGE  
(AUTONOMOUS)  
ERODE - 638 107.



**Dr. N. RAMAN**  
PRINCIPAL  
KONGU ARTS AND SCIENCE COLLEGE  
(AUTONOMOUS)  
NANJANAPURAM, ERODE - 638 107.

Sem	Course code	CORE IV FIBRE TO FABRIC	Total Marks:100		Hours Per Week	Credits
II	21UASCT202			CIA : 50	ESE :50	5

**Course Objectives:**

1. To enable the students to learn about various types of fibres and its applications
2. To understand the concepts of yarn formation
3. To impart knowledge on various fabric formation methods

**Course Outcomes (CO): On completion of the course, students should be able to**

CO 1	Identify the properties of fibres, yarns and fabrics	K1 - K4
CO 2	Classify the textile fibres, yarns and fabrics	
CO 3	Examine the yarn count	
CO 4	Outline the working principle involved in spinning	
CO 5	Explain the various methods of fabric formation	

**K1 :Remember; K2 :Understand; K3 :Apply; K4 :Analyze; K5 : Evaluate; K6 : Create**

**Unit –I : Introduction to textile fibres**

Textiles – Introduction - Classification of fibres - natural and manmade fibres - primary and secondary characteristics of textile fibres. Identification of textile fibres- Microscopic test, Burning test and Solubility test

**Unit – II : Manufacturing process of fibres**

Manufacturing process, physical, chemical, thermal and biological properties and uses of natural fibres - cotton, linen, jute, pineapple, hemp, silk, wool, hair fibres and manmade fibres - rayon and its types, nylon, polyester and acrylic.

**Unit – III : Yarns**



Yarn – Definition Yarn numbering systems. Spinning – sequence of process, objectives and working principle of blow room, carding, drawing, combing, roving and ring spinning. Yarn classification – Simple yarns and Fancy yarns.



Dr. N. RAMAN  
PRINCIPAL,  
KONGU ARTS AND SCIENCE COLLEGE  
(AUTONOMOUS)  
NANJANAPURAM, ERODE - 638 107.

<b>Unit – IV :</b>	<b>Woven and knit fabrics</b>
Weaving – Basic weaves- plain, twill and satin. Fancy weaves- pile, double cloth, leno, swivel, dobby and Jacquard. Knitting - Basic weft knit and warp knit structures. Comparison of weaving and knitting.	
<b>Unit – V :</b>	<b>Decorative fabric formation</b>
Nonwovens - principle of web formation and bonding. Felt fabric formation. Decorative fabric formation methods - braiding- netting- crocheting and tatting.	
<b>TEXT BOOK</b>	
1	Textiles – Fibre to Fabric, Corbmann B.P, International student’s edition, McGraw Hill 2 Book Company, Singapore (1985)

<b>REFERENCE BOOKS</b>		
1	Nonwovens- Process, Structure, Properties and Applications, T.Karthik, Prabhakaran.C, Rathinamoorthy.R, Woodhead Publishing Ltd. (2017)	
2	Textile Mechanisms in Spinning and Weaving Machines, Ganapathy Nagarajan, Woodhead Publication Ltd., New Delhi (2014).	
3	Textile Science, Gohi, CBS Publisher and Distributors, New Delhi (2005).	
4	Introduction to Textiles- Kanwar Varinder Pal Singh, Kalyani Publishers, NewDelhi, (2004).	
<b>Web Resources</b>		
1	<a href="https://www.textileadvisor.com/2019/07/textile-fibre-classification-chart-and.html?m=1">https://www.textileadvisor.com/2019/07/textile-fibre-classification-chart-and.html?m=1</a>	
2	<a href="https://onlinecourses.swayam2ac.in/cec19_te01/preview">https://onlinecourses.swayam2ac.in/cec19_te01/preview</a>	
Course Designed By	Verified By	Approved By HOD
Dr.S.Manjula	Dr.N.Radhika	Dr.S.Manjula


 <p>10 Marks (Multiple choice, Four options) Two questions from each unit</p>	<b>QUESTION PAPER PATTERN</b>	
	<b>SECTION – B</b>  5 x 5 = 25 Marks (Either or choice) Two questions from each unit	 <b>Dr. N. RAMAN</b> PRINCIPAL, KONGU ARTS AND SCIENCE COLLEGE (AUTONOMOUS) NANJANAPURAM, ERODE - 638 107.




Mapping of COs with POs and PSOs:

PO/PSO CO	PO							PSO				
	PO 1	PO 2	PO 3	PO 4	PO 5	PO 6	PO 7	PSO 1	PSO 2	PSO 3	PSO 4	PSO 5
CO1	S	M	L	L	M	M	S	M	M	L	S	M
CO2	S	M	L	M	M	M	S	M	M	M	S	M
CO3	S	S	M	M	L	L	S	M	L	S	S	L
CO4	S	M	M	M	L	M	S	L	S	M	S	L
CO5	S	S	M	M	L	M	S	L	M	M	S	S

S-Strong, M-Medium, L-Low

  
 HEAD OF THE DEPARTMENT  
 DEPARTMENT OF COSTUME DESIGN AND FASHION  
 KONGU ARTS AND SCIENCE COLLEGE  
 (AUTONOMOUS)  
 ERODE - 638 107.



  
**Dr. N. RAMAN**  
 PRINCIPAL,  
 KONGU ARTS AND SCIENCE COLLEGE  
 (AUTONOMOUS)  
 NANJANAPURAM, ERODE - 638 107.



# **KONGU ARTS AND SCIENCE COLLEGE**

**(An Autonomous Institution, Affiliated to Bharathiar University, Coimbatore)**

**ERODE – 638 107**

# **ACTIVITIES**



# KONGU ARTS AND SCIENCE COLLEGE

(An Autonomous Institution, Affiliated to Bharathiar University, Coimbatore)

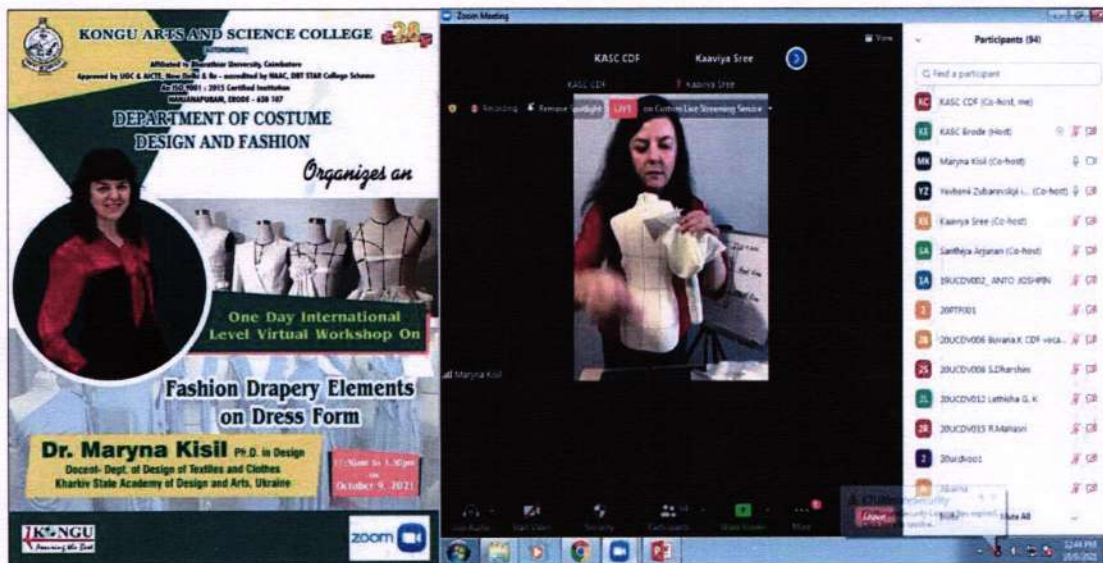
ERODE - 638 107

## DEPARTMENT OF COSTUME DESIGN AND FASHION

### One Day International Level Virtual Workshop on Fashion Drapery Elements on Dress Form

The Department of Costume Design and Fashion organized a One Day International Level Virtual Workshop on "Fashion Drapery Elements on Dress Form" on 09 October 2021. The Resource Person for this workshop was Dr. Maryna Kisil, Docent, Department of Design of Textiles and Clothes, Kharkiv State Academy of Design and Arts, Ukraine.

The objective of this workshop is to impart knowledge on the advanced draping techniques in bodice, sleeves and skirt. This workshop was attended by Undergraduate and Postgraduate students of our department. The resource person demonstrated various draping techniques on the dress form. The queries of the participants were clarified at the end of the workshop. This workshop was attended by II B.Sc. Undergraduate students (57 nos.), III B.Sc. Undergraduate students (54 nos.) and Postgraduate students (8 nos.) of our department. E-certificates were issued to the participants.



*[Signature]*  
**HEAD OF THE DEPARTMENT  
DEPARTMENT OF COSTUME DESIGN AND FASHION  
KONGU ARTS AND SCIENCE COLLEGE  
(AUTONOMOUS)  
ERODE - 638 107.**



*[Signature]*  
**Dr. N. RAMAN  
PRINCIPAL,  
KONGU ARTS AND SCIENCE COLLEGE  
(AUTONOMOUS)  
NANJANAPURAM, ERODE - 638 107.**



# KONGU ARTS AND SCIENCE COLLEGE

(An Autonomous Institution, Affiliated to Bharathiar University, Coimbatore)

ERODE - 638 107

## DEPARTMENT OF COSTUME DESIGN AND FASHION

### Two Days National Level Virtual Workshop on Advanced Fashion Illustration Techniques

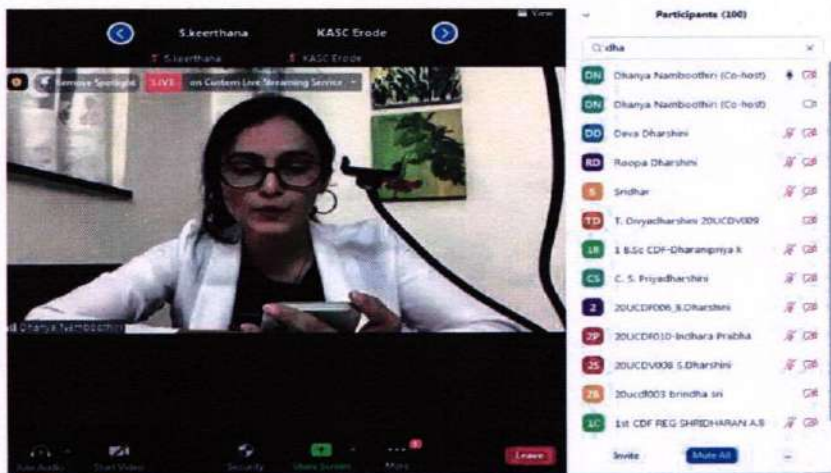


The Department of Costume Design and Fashion organized Two Days National Level Virtual Workshop on 'Advanced Fashion Illustration Techniques' on 27 & 28 October 2021. The Resource Person for this workshop was Ms. Dhanya Namboothiri, Fashion Designer, Freelance Surface Pattern Designer & Illustrator, Mumbai.

The objective of this workshop is to teach the students on Basic and Advanced level of Fashion Illustration Techniques. The Resource Person demonstrated her valuable knowledge and skills on 3D Garment Illustration, Color Rendering and Head Theories with the students. The queries of the participants were clarified at the end of the workshop. This workshop was attended by Undergraduate students (107 nos.) and Postgraduate students (8 nos.) of our department.

#### கொங்கு கலை அறிவியல் கல்லூரியில் தேசிய அளவிலான பயிற்சி பட்டறை

சரோடு நவ01-  
சரோடு கொங்கு கலை அறிவியல் கல்லூரி (தன்னாட்சி) யில் ஆடை வடிவமைப்பு மற்றும் கவீன்புனைவியல் துறை சார்பாக இணைய வழியில் வாயிலாக தேசிய அளவிலான இரண்டு நாள் "அட்வான்ஸ்ட் பேஷன் இல்ஸ்ட்ரேஷன் டெக்னிக்ஸ்" பற்றிய பயிற்சி பட்டறைக்கு 27 & 28 10 2021 மற்றும் 28 & 29 10 2021 அன்று ஏற்பாடு செய்யப்பட்டிருந்தது. நிகழ்ச்சிக்கு கல்லூரியின் தாளாளர் கே. பழனிசாமி தலைமை தாங்கினார். முதல்வர் என். ராமன் முன்னிலை வலிந்தார். இந்நிகழ்ச்சிக்கு முடிவை சார்ந்த தன்யா நம்பூதிரி சிபிசிவான்ஸ் பேஷன் டிசைனர் கலந்து கொண்டு மாணவ மாணவிகளுக்கு ஆடை வடிவமைப்புத் துறையில் இல்ஸ்ட்ரேஷன் முக்கியத்துவம் மற்றும் அணுகக்கூடிய பற்றி விநியோக பயிற்சி அளித்தார். முன்னதாக துறைத்தலைவர் முனைவர். சூ. மஞ்சு கனா வரவேற்று பேசினார். முடிவில் உதவிப் பேராசிரியர் ஆ. கேதரின் குயின் நன்றி கூறினார். சரோடு கொங்கு கலை அறி



**HEAD OF THE DEPARTMENT**  
**DEPARTMENT OF COSTUME DESIGN AND FASHION**  
**KONGU ARTS AND SCIENCE COLLEGE**  
**(AUTONOMOUS)**  
**ERODE - 638 107.**



**Dr. N. RAMAN**  
**PRINCIPAL,**  
**KONGU ARTS AND SCIENCE COLLEGE**  
**(AUTONOMOUS)**  
**NANJANAPURAM, ERODE - 638 107.**