



KONGU ARTS AND SCIENCE COLLEGE

(An Autonomous Institution, Affiliated to Bharathiar University, Coimbatore)

ERODE – 638 107

PROGRAM NAME

B.Sc. (Costume Design & Fashion)

- Vocational



KONGU ARTS AND SCIENCE COLLEGE

(An Autonomous Institution, Affiliated to Bharathiar University, Coimbatore)

ERODE – 638 107

2018-2019



KONGU ARTS AND SCIENCE COLLEGE

(An Autonomous Institution, Affiliated to Bharathiar University, Coimbatore)

ERODE – 638 107

SYLLABUS

Sem	Course Code	CORE PAPER - V INDIAN ART AND COSTUMES	Total Marks : 100		Hours Per Week	Credits
			CIA : 25	ESE: 75		
III	17UASCT302				6	5

OBJECTIVES:

- To impart knowledge on Indian textiles of previous centuries
- To understand the influence of design, symbolism of motifs and colours used in India
- To enhance the knowledge on jewellery and various kinds of embroideries of India

COURSE OUTCOME:

On successful completion of the course, the students will be able to

CO1 Classify the Indian art and paintings

CO2 Summarize about the lifestyles of ancient India

CO3 Analyze the traditional costumes of ancient periods

CO4 Distinguish the factors affecting the costumes and jewellery of various states

CO5 Interpret the role of textiles and surface designs as a source of inspiration for new design developments

UNIT -I

Art and Aesthetics –Definition of art – the various kinds of Art – Visual, Plastic, Folk and Popular Art - Classification of Indian art- Painting and Sculpture. Indian Paintings - Steps involved in making of paintings -Kalamkari, Madhubani, Pithoro, Tanjore, Raga Maliga and Warli art.

UNIT-II

Indian sculpture – Major sources for Indian costume -Sculptures of Mahabalipuram, Indian Marble sculptures, Ajanta and Ellora Caves, Sculpture of Sanchi and Sarnath.

UNIT-III

Study of Indian costumes and their jewellery during the following periods-Indus valley - Mauryan and Sunga period - Gupta period - Mughal period - British period. Temple jewellery of South India. Study of precious Gems and Stones.

UNIT-IV

Study of traditional textiles of India - Bhandhani, Patola, Ikkat, Dacca Muslin, Banarasi/Chanderi brocades Kashmir shawls, Pochampalli, silk sarees of Kanchipuram; Study of Traditional Embroideries of India – Kashidha of Kashmir, Phulkari of Punjab, Rohen



Dr. N. RAMAN
PRINCIPAL,
KONGU ARTS AND SCIENCE COLLEGE
(AUTONOMOUS)
NANJANAPURAM, ERODE - 638 107.

embroidery of Gujarat, Embroidery of Rajasthan, Kasuti of Karnataka, Chickankari work of Lucknow, Kantha of Bengal.

UNIT-V

Traditional Costumes of different States of India –Men's and Women's costumes -Tamil Nadu, Andhra Pradesh, Karnataka, West Bengal, Assam, Nagaland, Maharashtra, Rajasthan, Gujarat, Jammu and Kashmir, Punjab and Haryana.

TEXT BOOK:

- Traditional Indian Costumes and Textiles, Dr. Parul Bhatnagar, Abhishek Publications, Chandigarh (2004).

BOOKS FOR REFERENCE:

1. Costumes and Textiles of Royal India, Ritu Kumar, Christie's Books, Bombay (2006).
2. Costumes of India and Pakistan , Dar S.N, D.B, Taraporeala Sons & Co, Bombay, (1958).
3. Indian Costumes – Ghurye.G.S,Popular Prakashan Pvt Ltd,India (1995)
4. Indian Jewellery – M.L.Nigam. Roli Books Publications, New Delhi (1999).


BOOKS FOR REFERENCE:

1. Costumes and Textiles of Royal India, Ritu Kumar, Christie's Books, Bombay (2006).
2. Costumes of India and Pakistan , Dar S.N, D.B, Taraporeala Sons & Co, Bombay, (1958).
3. Indian Costumes – Ghurye.G.S,Popular Prakashan Pvt Ltd,India (1995)
4. Indian Jewellery – M.L.Nigam. Roli Books Publications, New Delhi (1999).

QUESTION PAPER PATTERN		
Section A	Section B	Section C
10 x 1 = 10 Marks (Multiple choice, Four options) Two questions from each unit	5 x 7 = 35 Marks (Either or choice) Two questions from each unit	3 x 10 = 30 Marks Answer any three Questions One Question from each unit



Dr. N. RAMAN
PRINCIPAL,
KONGU ARTS AND SCIENCE COLLEGE
(AUTONOMOUS)
NANJANAPURAM, ERODE - 638 107.


HEAD OF THE DEPARTMENT
DEPARTMENT OF COSTUME DESIGN AND FASHION
KONGU ARTS AND SCIENCE COLLEGE
(AUTONOMOUS)
ERODE - 638 107.

Sem.	Course Code	SKILL BASED - I DRAPING TECHNIQUES PRACTICAL	Total Marks : 75		Hours Per Week	Credits
III	17UASSP305		CIA : 30	ESE: 45	6	3

OBJECTIVES:

- To introduce the art of draping and to acquaint with the basic principles of draping
- To enable students to create their designs on a three dimensional form using draping method
- To develop the skill and ability to design and develop patterns by trueing for different garments

COURSE OUTCOME:

On successful completion of the course, the students will be able to

- CO1 Develop three dimensional designs on the dress form in basic style
 CO2 Modify the basic bodice pattern into stylized garments
 CO3 Design various kinds of fullness in draping
 CO4 Create different types of skirts, yokes and collars
 CO5 Develop new apparel designs on the dress form

LIST OF EXPERIMENTS:

1. Introduction to draping and dress forms. Draping basic front and back.
2. Bodice variation – Neckline variation, Armhole variation, Waistline variation, and Dart manipulation- French Dart , Flange Dart, Neck line Dart, Bust line dart, and Armhole dart,
3. Draping Basic Skirt and its variation – Pleated skirt, Flared skirt. Draping fullness – Cowl and Flounces
4. Draping yokes - Shirt yoke, Midriff yoke, Hip yoke. Draping collars – Peter pan, Mandarin, Shirt collar.
5. Garment draping –Drape garments in dress forms using the above components..

BOOKS FOR REFERENCE:

1. The Art of Fashion Draping – Connie Amaden, Craw Ford, OM books International, New Delhi (2005).
2. Draping for Fashion Design – Hilde Jaffe & Nurie Relis, Prentice Hall Inc., USA (2000).
3. The Theory of Fashion Design, Brockman, Magritha, John Wiley Sons, New York (2008).
4. Design through Draping, Sheldon, Marhta, Burgers Publishing company, Minneapolis, USA (2004).
5. Modern Pattern Design, Popin, Harriet, Funk and Wagnalls, New York and London (2012).



D. N. RAMAN
 PRINCIPAL,
 KONGU ARTS AND SCIENCE COLLEGE
 (AUTONOMOUS)
 NANJANAPURAM, ERODE - 638 107.

HEAD OF THE DEPARTMENT
 DEPARTMENT OF COSTUME DESIGN AND FASHION
 KONGU ARTS AND SCIENCE COLLEGE
 (AUTONOMOUS)
 ERODE - 638 107.

Sem	Course Code	CORE PAPER-VII	Total Marks : 100		Hours Per Week	Credits
		CARE AND MAINTENANCE OF TEXTILES	CIA : 25	ESE: 75	6	
IV	17UASCT402					4

OBJECTIVES

- To enable the students to learn the practical aspects of laundering.
- To equip the students with the knowledge on handling laundry equipments
- To impart knowledge on care labels

COURSE OUTCOME:

On successful completion of the course, the students will be able to

- CO1 Understand the manufacturing process of soap, detergents and their applications
 CO2 Develop skills in preparation of starch and its applications
 CO3 Build knowledge on various laundry and drying equipments
 CO4 Analyze various stages of laundering of natural and manmade fabrics
 CO5 Identify the stain types and to apply suitable stain removable treatment process

UNIT-I

Water- hard and soft water, types of hardness, methods of softening water. Laundry soaps – Manufacture of soap - Hot and cold process. Composition of soap, criteria for good soap, types of soap, drawback of soaps. Detergents- definition, soap less detergents, chemical action. Detergent powder manufacture process- active ingredients, advantages of modern detergents.

UNIT-II

Finishes – classification of Stiffening agents, Starch - kinds of starch, starch preparation- cold water and hot water method, other types of stiffening agents. Optical whiteners - Laundry blues, fluorescent brightening agents. Bleaches- definition and types. Indigenous cleaning agents.

UNIT-III

Laundry equipment – for storage, steeping and washing, mechanical washing aids- suction washer, cloth wringer, wash boiler, washing machine and latest trends in washing machine. Equipments in institutional and commercial laundries - washer cum centrifuge and extractors, hydroextractors. Drying equipments – outdoor and indoor types. Driers- types. Irons and ironing board – types of iron (box, flat, automatic, steam iron). Ironing board - different types.

UNIT-IV

Types of laundries and their functions- home laundries, institutional laundries, hospitals, and hotels, commercial laundries. Principles of washing – washing by kneading and squeezing, Laundering of different fabrics – cotton and linen, woollens, coloured fabrics, silk and nylon.



DI. N. RAMAN
 PRINCIPAL
 KONGU ARTS AND SCIENCE COLLEGE
 (AUTONOMOUS)
 NANJANAPURAM, ERODE - 638 107.

UNIT-V

Special types of Laundry – water proof coats, silk ties, leather goods, furs, plastics, lace. Dry cleaning – using absorbents, using grease solvents and dry cleaning machine. Storing – points to be noted. Stain removal – blood, food stains, lead pencil, lipstick, mildew, nose drops, paint, perfume, chewing gum, tar, and turmeric and kum- kum. Care labels – washing, bleaching, Drying and ironing

TEXT BOOKS:

1. Fundamentals of Textiles and their Care (Fifth Edition) - Susheela Dantiyagi , Orient Longman Ltd Hyderabad , India (2002). (Unit – I,III and V)
2. Fabric Care – Noemia D’Souza, New Age International (P) Ltd Delhi (1998). (Unit – II and IV)

BOOKS FOR REFERENCE:

1. The text book of textile and laundry- Tripti Mishra, Ritu Publications, Jaipur India (2012)
2. Art of cloth washing- Meenakshi Rastogi, Sonali Publications, New Delhi (2009)
3. Cloth Washing and Ironing – Meenakshi Rastogi, Sonali Publications, New Delhi (2009)
4. Clothing Care and Repair – Singer, Cy DeCosse Incorporated, Minnetonka (1995).
5. Removing Stains – Cassandra Kent, Dorling Kindersley, London (1997).


QUESTION PAPER PATTERN

Section A	Section B	Section C
10 x 1 = 10 Marks (Multiple choice, Four options) Two questions from each unit	5 x 7 = 35 Marks (Either or choice) Two questions from each unit	3 x 10 = 30 Marks Answer any three Questions One Question from each unit



HEAD OF THE DEPARTMENT
DEPARTMENT OF COSTUME DESIGN AND FASHION
KONGU ARTS AND SCIENCE COLLEGE
(AUTONOMOUS)
ERODE - 638 107.




Dr. N. RAMAN
PRINCIPAL,
KONGU ARTS AND SCIENCE COLLEGE
(AUTONOMOUS)
NANJANAPURAM, ERODE - 638 107.

Sem	Course Code	CORE PRACTICAL - V WOMEN'S APPAREL	Total Marks : 100		Hours Per Week	Credits
IV	17UASCP403		CIA : 40	ESE: 60	6	4

OBJECTIVES:

- To learn the concepts of drafting and paper patterns
- To impart knowledge about taking body measurements
- To familiarize the students with the concepts of garment construction

COURSE OUTCOME:

On successful completion of the course, the students will be able to

- CO1 Create an understanding of concepts of pattern making
- CO2 Experiment with taking of correct body measurements
- CO3 Identify the materials suitable for Women's garments
- CO4 Design the garments with application of different seams and fullness
- CO5 Develop their skills in garment construction


LIST OF EXPERIMENTS:


1. Plain Salwar/ Churidhar –with cord attached at waist line.
2. Kameez – with slit, with /without placket opening, fashioned neck, with sleeves.
3. Nightie – full length, with yoke, front or back opening, with sleeves.
4. Maxi– Bodice and Skirt attached, with collar, with sleeves.
5. Circular Skirt – with tape or elastic waist band.
6. Saree Blouse – front or back open, waistband at front, with sleeves.
7. Ladies shirt– with or without collar, with darts, with sleeves.
8. Kitchen Apron – with pocket, strap attached.

BOOKS FOR REFERENCE:

1. Zarapkar System of Cutting – K.R.Zarapkar and Shri Arvind K.Zarapkar, Navneet Publications Ltd., Gujarat , 2014.
2. Practical Clothing Construction – Part I and II, Mary Mathews, Cosmic Press Chennai, 2012.
3. Cutting and Tailoring Practicals Part 2 - Anwani, Eshwari and Hans, Lakhraj, Published by R.B. Publications, Delhi.2000.
4. Master Patterns and Grading for Women's Outsizes, Gerry Cooklin, Blackwell Science Ltd., Germany, 1995.




Dr. N. RAMAN
 PRINCIPAL,
 KONGU ARTS AND SCIENCE COLLEGE
 (AUTONOMOUS)
 NANJANAPURAM, ERODE - 638 107.


HEAD OF THE DEPARTMENT
 DEPARTMENT OF COSTUME DESIGN AND FASHION
 KONGU ARTS AND SCIENCE COLLEGE
 (AUTONOMOUS)
 ERODE - 638 107.



KONGU ARTS AND SCIENCE COLLEGE

(An Autonomous Institution, Affiliated to Bharathiar University, Coimbatore)

ERODE – 638 107

ACTIVITIES



KONGU ARTS AND SCIENCE COLLEGE

(An Autonomous Institution, Affiliated to Bharathiar University, Coimbatore)

ERODE – 638 107

DEPARTMENT OF COSTUME DESIGN AND FASHION

INTERACTION PROGRAMME


Department of Costume Design and Fashion organized an **Alumni - Students Interaction Programme on current trends in textile and fashion industry** for II UG, III UG and PG Students on 31.08.2018 and the Alumnus invited were **Mr. N.T.Magesh Kumar** (Marketing and Merchandising Head, NTM Import Export India Private Ltd), **Mr.Murganathan** (NSK Apparels, Garment Manufacturer for Export and Domestic, Tirupur), **Mr.Boopathiraja** (Soorya finishers, mills, dyers and bleachers of Woven fabrics, Erode), **Mr.V.T.Gangatharan** (Assistant Professor, SSM College of Arts and Science, Komarapalayam).

Our alumni of 1998-2001 batch sponsored a sum of Rs.10,500 towards semester fees for K.Ishwarya of II B.Sc .CDF (Vocational)




HEAD OF THE DEPARTMENT
DEPARTMENT OF COSTUME DESIGN AND FASHION
KONGU ARTS AND SCIENCE COLLEGE
(AUTONOMOUS)
ERODE - 638 107.




Dr. N. RAMAN
PRINCIPAL,
KONGU ARTS AND SCIENCE COLLEGE
(AUTONOMOUS)
NANJANAPURAM, ERODE - 638 107.