



# **KONGU ARTS AND SCIENCE COLLEGE**

**(An Autonomous Institution, Affiliated to Bharathiar University, Coimbatore)**

**ERODE – 638 107**

## **B.Sc (Costume Design & Fashion) - Vocational**



# **KONGU ARTS AND SCIENCE COLLEGE**

**(An Autonomous Institution, Affiliated to Bharathiar University, Coimbatore)**

**ERODE – 638 107**

**2021-2022**



KONGU ARTS AND SCIENCE COLLEGE (AUTONOMOUS) ERODE – 638 107

DEPARTMENT OF COSTUME DESIGN AND FASHION (UG)

B.Sc. CDF (Vocational)

(For the candidates admitted during the academic year 2021 – 2022 and onwards)



**SCHEME OF EXAMINATION – CBCS PATTERN**


Part	Course Code	Course Title	Inst. Hrs/ Week	T/P	Examination Details				Credits
					Duration in Hours	CIA	ESE	Total Marks	
<b>SEMESTER I</b>									
I	21T01/ 21H01/ 21M01/ 21F01/ 21S01	Language - I	6	T	3	50	50	100	4
II	21E01	English- I	6	T	3	50	50	100	4
III	21UASCT101	Core I : Professional English - I	4	T	3	50	50	100	4
III	21UASCT102	Core II : Principles of Pattern Making	4	T	3	50	50	100	4
III	21UASCP103	Core Practical- I Basics of Apparel Designing	4	P	3	50	50	100	4
III	21UASAP104	Allied Practical I :Fashion Illustration	4	P	3	50	50	100	3
IV	21ES01	Foundation Course I : Environmental Studies #	2	T	100 min	-	50	50	2
<b>Total</b>			<b>30</b>		-	-	-	<b>650</b>	<b>25</b>
<b>SEMESTER II</b>									
I	21T02/21H02/ 21M02/ 21F02/ 21S02	Language - II	6	T	3	50	50	100	4
II	21E02	English- II	6	T	3	50	50	100	4
III	21UASCT201	Core III : Professional English - II	4	T	3	50	50	100	4
III	21UASCT202	Core IV : Fibre to Fabric	5	T	3	50	50	100	5
III	21UASCP203	Core Practical II :Fibre to Fabric	3	P	3	50	50	100	3
III	21UASAT204	Allied II :Apparel Production Techniques	4	T	3	50	50	100	3
IV	21VE01	Foundation Course II : Value Education #	2	T	100 min	-	50	50	2
<b>Total</b>			<b>30</b>		-	-	-	<b>650</b>	<b>25</b>



**Dr. N. RAMAN**  
PRINCIPAL

KONGU ARTS AND SCIENCE COLLEGE  
(AUTONOMOUS)  
NANJANAPURAM, ERODE - 638 107

SEMESTER III									
III	21UASCT301	Core V : Fashion Forecasting	5	T	3	50	50	100	4
III	21UASCT302	Core VI : Historic Costumes and Textiles	5	T	3	50	50	100	4
III	21UASCP303	Core III : Children's Apparel	6	P	4	50	50	100	5
III	21UASAP304	Allied Practical III : Fashion Designing	6	P	3	50	50	100	5
IV	21UASSP305	Skill Based Practical I : Draping Techniques	6	P	3	30	45	75	3
IV	21BT01/ 21AT01/ 21UASNT306*	Basic Tamil@ / Advanced Tamil## (or) Non Major Elective-I(Basics of Fashion Designing) ##	2	T	3	-	75	75	2
<b>Total</b>			<b>30</b>		-	-	-	<b>550</b>	<b>23</b>
SEMESTER IV									
III	21UASCT401	Core VII :Woven Fabric Structures	5	T	3	50	50	100	4
III	21UASCT402	Core VIII : Boutique Management	5	T	3	50	50	100	4
III	21UASCT403	Core IX : Textile Processing	5	T	3	50	50	100	4
III	21UASCP404	Core Practical IV : Textile Processing	4	P	3	50	50	100	3
III	21UASAP405	Allied Practical IV : CAD in Fashion Design	5	P	3	50	50	100	4
IV	21UASSP406	Skill Based Practical II : Fabric Ornamentation	4	P	3	30	45	75	3
IV	21BT02/ 21AT02/ 21UASNT407*	Basic Tamil@ /Advanced Tamil# # (or) Non Major Elective - II(Visual Merchandising) ##	2	T	3	-	75	75	2
<b>Total</b>			<b>30</b>		-	-	-	<b>650</b>	<b>24</b>
SEMESTER V									
III	21UASCT501	Core X : Knitting Technology	6	T	3	50	50	100	5
III	21UASCP502	Core Practical V : CAD in Apparel Design	4	P	3	50	50	100	3
III	21UASCP503	Core Practical VI : Women's Apparel	6	P	3	50	50	100	4
III	21UASCP504	Core Practical VII : Fabric Structure Analysis	4	P	3	50	50	100	3
III	21UASET505/ 21UASET506/ 21UASET507	Elective I/ SWAYAM Courses	5	T T T	3	50	50	100	4
III	21UASIT01	Internship in Garment Industry\$	Grade						
IV	21UASST508	Skill Based III : Business and Accounting	5	T	3	30	45	75	3
<b>Total</b>			<b>30</b>		-	-	-	<b>575</b>	<b>22</b>



Dr. N. RAMAN  
PRINCIPAL

KONGU ARTS AND SCIENCE COLLEGE  
(AUTONOMOUS)  
NANJANAPURAM, ERODE - 638 107

SEMESTER VI									
III	21UASCT601	Core XI :Textile Testing and Quality Control	5	T	3	50	50	100	5
III	21UASCP602	Core Practical VIII : Fashion Portfolios	4	P	3	50	50	100	4
III	21UASCP603	Core Practical IX : Men's Apparel	6	P	4	50	50	100	4
III	21UASET604/ 21UASET605/ 21UASET606	Elective II	5	T T T	3	50	50	100	4
III	21UASEP607/ 21UASET608/ 21UASET609	Elective III	5	P T T	3	50	50	100	4
IV	21UASSP610	Skill Based Practical IV : CAD in Textile Design	5	P	3	30	45	75	3
V	21NSS01/ 21NCC01/ 21YRC01/ 21RRC01/ 21ECO01/ 21ETH01/ 21SCI01/ 21PHD01	Extension Activities (NSS/NCC/ YRC/ RRC/ECO CLUB/ETHICS CLUB/SCIENCE FORUM/PHYSICAL EDUCATION)	-		-	50	-	50	1
<b>Total</b>			<b>30</b>		-	-	-	<b>625</b>	<b>25</b>
<b>TOTAL</b>								<b>3700</b>	<b>144</b>

CIA – CONTINUOUS INTERNAL ASSESSMENT

ESE – END SEMESTER EXAMINATIONS

\*Offered to other department students

@ CIA only #Online Exam ## ESE only

\$ Students must undergo institutional training for 15 days at the end of the second year (May – June) and the report of the same to be submitted.



Dr. N. RAMAN  
PRINCIPAL,  
KONGU ARTS AND SCIENCE COLLEGE  
(AUTONOMOUS)  
NANJANAPURAM, ERODE - 638 107

LIST OF ALLIED COURSES			
Allied -I	21UASAP104	Fashion Illustration Practical	
Allied - II	21UASAT204	Apparel Production Techniques	
Allied - III	21UASAP304	Fashion Designing Practical	
Allied - IV	21UASAP405	CAD in Fashion Design Practical	
LIST OF NON-MAJOR ELECTIVE			
	Course Code	Course Name	Offered to ( Dept. Name)
NME - I	21UASNT306	Basics of Fashion Designing	UG Computer Science
NME –II	21UASNT407	Visual Merchandising	UG Computer Science
LIST OF SKILL BASED COURSES			
Skill Based - I	21UASSP305	Draping Techniques Practical	
Skill Based - II	21UASSP406	Fabric Ornamentation Practical	
Skill Based - III	21UASST508	Business and Accounting	
Skill Based - IV	21UASSP610	CAD in Textile Design Practical	
LIST OF ELECTIVE COURSES			
Elective-I	21UASET505	A	Fashion Product Development and Marketing
	21UASET506	B	Home Furnishings
	21UASET507	C	Entrepreneurship Development
Elective-II	21UASET604	A	Fashion Photography
	21UASET605	B	Apparel Production Management
	21UASET606	C	Business Finance
Elective-III	21UASEP607	A	Beauty Care Practical
	21UASET608	B	Export Management
	21UASET609	C	Apparel Quality Management
LIST OF EXTRA CREDIT COURSES			
NCC	21UNCC01	2 Credits (B-Certificate Cadets)	
	21UNCC02	2 Additional Credits to cadets who have appeared for C certificate	
Advanced Learners Course I	21UASAL407	A	History of Art and Craft
	21UASAL408	B	Apparel Costing
Advanced Learners Course II	21UASAL509	A	Interior Designing
	21UASAL510	B	Eco textiles

*Dr. S. Manjula*

Dr. S. Manjula  
Chairperson

Dr. N. R. MANJULA  
Principal  
KONGU ARTS AND SCIENCE COLLEGE  
(AUTONOMOUS)  
NANJANAPURAM ERODE - 638 107



Kongu Studies/ Costume Design and Fashion  
Kongu Arts and Science College (Autonomous)  
Erode- 638 107

Sem	Course Code	Core Paper I:	Total Marks: 100		Hours Per Week	Credits
I	21UASCT101	Professional English - I	CIA : 50	ESE :50	4	4

**Course Objectives:**

1. To develop the language skills of students
2. To enhance the lexical, grammatical and socio-linguistic and communicative competence
3. To focus on developing students' knowledge of domain specific registers and the required language skills

**Course Outcomes (CO): On completion of the course, students should be able to**

CO1	Identify the correct usage of vocabulary and grammar in speaking and writing	K1 – K4
CO2	Demonstrate the language skills through academic writing	
CO3	Apply the communicative skills by responding to given situations	
CO4	Communicate leadership quality and team building	
CO5	Analyze the information in various circumstances	

**K1 :Remember; K2 :Understand; K3 :Apply; K4 :Analyze**

<b>Unit –I</b>	<b>Communication</b>
----------------	----------------------

**Listening:** Listening to audio text and answering questions -Listening to Instructions

**Speaking:** Pair work and small group work.

**Reading:** Comprehension passages –Differentiate between facts and opinion

**Writing:** Developing a story with pictures.

**Vocabulary:** Register specific - Incorporated into the LSRW tasks

<b>Unit – II</b>	<b>Description</b>
------------------	--------------------

**Listening:** Listening to process description.-Drawing a flow chart.

**Speaking:** Role play (formal context)

**Reading:** Skimming/Scanning-

Reading passages on products, equipment and gadgets.

**Writing:** Process Description –Compare and Contrast

Paragraph-Sentence Definition and Extended definition- Free Writing.

**Vocabulary:** Register specific -Incorporated into the LSRW tasks.

<b>Unit – III</b>	<b>Negotiation Strategies</b>
-------------------	-------------------------------

**Listening:** Listening to interviews of specialists / inventors in fields (Subject specific)

**Speaking:** Brainstorming. (Mind mapping)

Small group discussions (Subject- Specific)

**Reading:** Longer Reading text.

**Writing:** Essay Writing (250 words)

**Vocabulary:** Register specific - Incorporated into the LSRW tasks



**Dr. N. RAMAN**  
 PRINCIPAL,  
 KONGU ARTS AND SCIENCE COLLEGE  
 (AUTONOMOUS)  
 NANJANAPURAM, ERODE - 638 107.

<b>Unit – IV</b>	<b>Presentation Skills</b>	
Listening: Listening to lectures. Speaking: Short talks. Reading: Reading Comprehension passages Writing: Writing Recommendations Interpreting Visuals inputs Vocabulary: Register specific - Incorporated into the LSRW tasks		
<b>Unit – V</b>	<b>Critical Thinking Skills</b>	
Listening: Listening comprehension- Listening for information. Speaking: Making presentations (with PPT- practice). Reading: Comprehension passages –Note making. Comprehension: Motivational article on Professional Competence, Professional Ethics and Life Skills) Writing: Problem and Solution essay– Creative writing –Summary writing Vocabulary: Register specific - Incorporated into the LSRW tasks		
<b>TEXT BOOK</b>		
1.	Professional English for Life Sciences - TANSCHÉ	
<b>REFERENCE BOOK</b>		
1.	A Handbook of English for Engineers and Technologists, BS Publications, Eliah P, 2003.	
2.	English for Professionals, Vayu Education of India, Dr.Sheema Miglani & Shikha Goyal, 2010.	
3.	Business English, Tata McGraw-Hill Edition, Dona J.Young, 2012	
<b>WEB RESOURCES</b>		
1.	<a href="https://www.classcentral.com/course/swyam-business-english-communication-10097">https://www.classcentral.com/course/swyam-business-english-communication-10097</a>	
Course Designed By		Verified By
Ms.R.S.Cindhu		Dr.N.Sangeetha
Approved By HOD		
Dr.S.Manjula		
<b>QUESTION PAPER PATTERN</b>		
Time: 3 hours		<b>Max. Marks: 50</b>
<b>SECTION-A (10 X 1 = 10 Marks)</b> (Vocabulary) (MCQ, Info-gap questions –domain specific vocabulary)		<b>SECTION-B (4 X 10 = 40 Marks)</b> (Reading :Two long domain-specific comprehension passages with questions pertaining to understanding and analysis – 20 Marks) (Writing: Descriptive/narrative/persuasive writing questions pertaining to domain-specific vocabulary – 20 Marks)



**Dr. N. RAMAN**  
 PRINCIPAL,  
 KONGU ARTS AND SCIENCE COLLEGE  
 (AUTONOMOUS)  
 NANJANAPURAM, ERODE - 638-107.



Mapping of COs with POs and PSOs:

PO/PSO CO	PO							PSO				
	PO 1	PO 2	PO 3	PO 4	PO 5	PO 6	PO 7	PSO 1	PSO 2	PSO 3	PSO 4	PSO 5
CO 1	S	S	S	M	M	M	S	S	S	M	M	S
CO 2	S	S	S	S	M	M	S	S	S	M	M	S
CO 3	S	S	S	M	M	M	S	S	S	S	S	S
CO 4	S	S	S	S	M	M	S	S	S	S	M	S
CO 5	S	S	S	M	M	M	S	S	S	S	S	S

S-Strong, M-Medium, L-Low

*Dr*  
 HEAD OF THE DEPARTMENT  
 DEPARTMENT OF COSTUME DESIGN AND FASHION  
 KONGU ARTS AND SCIENCE COLLEGE  
 (AUTONOMOUS)  
 ERODE - 638 107.



*Dr. N. RAMAN*  
 PRINCIPAL,  
 KONGU ARTS AND SCIENCE COLLEGE  
 (AUTONOMOUS)  
 NANJANAPURAM, ERODE - 638 107.

Sem	Course code	CORE PRACTICAL I BASICS OF APPAREL DESIGNING	Total Marks:100		Hours Per Week	Credits
I	21UASCP103		CIA : 50	ESE : 50	4	4

**Course Objectives:**

1. To enable the students to learn the functions of basic sewing machine and garment construction
2. To prepare the students to construct the various components of apparel designing
3. To educate about care and maintenance of sewing machines

**Course Outcomes (CO): On completion of the course, students should be able to**

CO 1	Demonstrate the working mechanism of various sewing machines	K1 -K4
CO 2	Construct samples for different types of fullness	
CO 3	Analyze the application methods of neckline finishes, plackets and fasteners	
CO 4	Develop sleeves and yokes with and without fullness	
CO 5	Identify and apply collars and pockets in different position of the garments	


**K1 :Remember; K2 :Understand; K3 :Apply; K4 :Analyze; K5 : Evaluate; K6 : Create**

**Unit –I : Fundamentals of Sewing**

1. Threading practice and sample preparation for Single Needle Lockstitch Machine, overlock machine, flat lock machine and fashion maker machine.
2. Preparation of samples for seam - plain, top stitch, welt, lapped, slot, flat fell, french seam, mantua makers and piped seam.
3. Preparation of samples for seam finishes - pinked finish, Edge stitched, double stitch finish, overcast, herringbone and bound seam edge finish.
4. Hems - stitched and turned hem, seam binding hem finish, catch stitched hem, narrow machine stitched hem, rolled or whipped hem and shell edged hem.

**Unit – II : Introduction of fullness**

1. Preparation of samples for fullness - darts - single pointed and double pointed darts.
2. Preparation of samples for tucks - pin, piped or corded, shell or scalloped, cross, group tucking with scalloped effect.
3. Preparation of samples for pleats - knife, box, inverted, kick, cartridge and pinch.
4. Preparation of samples for gathering by hand, machine, elastic, shirring or gauging.
5. Preparation of samples for ruffles - single, double.



**Dr. N. RAMAN**  
PRINCIPAL

KONGU ARTS AND SCIENCE COLLEGE  
(AUTONOMOUS)

NANJANAPURAM, ERODE, 638 107

<b>Unit – III :</b>	<b>Neckline finishes</b>
<p>1.Preparation of samples for facing - bias facing, shaped facing, and decorative facing.</p> <p>2.Preparation of samples for binding - single and double bias binding.</p> <p>3. Preparation of samples for plackets - continuous, bound and faced placket, zipper Placket and tailored placket.</p> <p>4. Preparation of fasteners - Button and buttonhole, press button, shank button, fabric loops and hooks and eye.</p>	
<b>Unit – IV :</b>	<b>Sleeves and Yokes</b>
<p>1. Preparation of samples for sleeves - plain sleeve, puff sleeve, bishop sleeve, raglan sleeve, circular sleeve.</p> <p>2. Preparation of samples with yoke - yoke without fullness, yoke with fullness within the yoke.</p>	
<b>Unit – V :</b>	<b>Collars and Pocket</b>
<p>1. Preparation of samples for collar - Peter Pan collar, Shirt collar, Chinese collar, shawl collar.</p> <p>2. Preparation of samples for pocket - Patch pocket and bound pocket. Side seam pocket.</p> <p>3. Safety practices while working on sewing machine, care and maintenance of sewing machine.</p>	


<b>REFERENCE BOOKS</b>	
1	The Complete Book of Sewing, Deni Bown, Dorling Kindersley Limited, USA (2003).
2	A Guide to Fashion Sewing – Second Edition, Connie Amaden - Crawford, Fairchild Publications, USA (1994).
<b>Web Resources</b>	
1.	<a href="https://sewguide.com/learn-to-sew-beginners/">https://sewguide.com/learn-to-sew-beginners/</a>
2	<a href="https://www.textileschool.com/498/types-of-plackets/">https://www.textileschool.com/498/types-of-plackets/</a>
Course Designed By	Verified By <b>Dr. N. RAMAN</b> Approved By HOD
Mr.K.Rajakumar	Mr.K.V.Arunkumar <b>PRINCIPAL.</b>
	<b>KONGU ARTS AND SCIENCE COLLEGE (AUTONOMOUS)</b> Dr.S.Manjula
	<b>NANJANAPURAM, ERODE - 638 107.</b>




Mapping of COs with POs and PSOs:

PO/PSO CO	PO							PSO				
	PO 1	PO 2	PO 3	PO 4	PO 5	PO 6	PO 7	PSO 1	PSO 2	PSO 3	PSO 4	PSO 5
CO1	S	M	M	M	M	M	S	S	S	M	S	M
CO2	S	M	L	L	M	L	L	S	M	M	L	S
CO3	S	M	M	L	L	L	M	S	S	M	L	S
CO4	S	L	M	L	L	L	M	S	S	M	L	M
CO5	S	L	S	L	S	S	S	S	S	M	M	M

S-Strong, M-Medium, L-Low

  
**HEAD OF THE DEPARTMENT**  
 DEPARTMENT OF COSTUME DESIGN AND FASHION  
 KONGU ARTS AND SCIENCE COLLEGE  
 (AUTONOMOUS)  
 ERODE - 638 107.



  
**Dr. N. RAMAN**  
 PRINCIPAL,  
 KONGU ARTS AND SCIENCE COLLEGE  
 (AUTONOMOUS)  
 NANJANAPURAM, ERODE - 638 107.

Sem	Course code	ALLIED PRACTICAL I FASHION ILLUSTRATION	Total Marks:100		Hours Per Week	Credits
1	21UASAP104		CIA : 50	ESE :50	4	3

**Course Objectives:**

1. To develop understanding of a human figure for fashion drawings
2. To draw fashion croquis and to explore the basic medium of art
3. To improve student's drawing skills

**Course Outcomes (CO): On completion of the course, students should be able to**

CO 1	Sketch the fashion illustration techniques using different mediums	K1 - K4
CO 2	Illustrate various head theories to develop croquis	
CO 3	Illustrate the human anatomy	
CO 4	Outline the garment styles with the help of fabric rendering	
CO 5	Practice fashion illustrations for various garment styles	

**K1 :Remember; K2 :Understand; K3 :Apply; K4 :Analyze; K5 : Evaluate; K6 : Create**

**Unit – I :**

**Basic Techniques of Drawing**

Line and line drawing-hatching, cross hatching and contoured hatching, perspective view drawing-one point, two point and three point perspective, sketching with mediums-pencil, charcoal, ink and poster

**Unit – II :**

**Head Theory**

Drawing croquis - 10 and 12 head theory - front and back of male and female, Achieving different poses of croquis - stick and fleshy (any 3).

**Unit – III :**

**Human Anatomy**

Human anatomy - eye, ear, nose, hands, legs and lips. Various types of hairstyles. Developing illustrations from the picture of magazine - face, front pose, back pose.

**Unit – IV :**

**Illustrating Pattern Details**

**Dr. N. RAMAN**

Illustrating pattern details - pockets, sleeves, yokes, skirts, tops and trousers (any 3 types). Fabric rendering - stripes, checks, plaids and prints. Practicing pleats and gathers in garment style. Rendering of drapes, falls and folds on dressed silhouette with soft pencil - light and shadow effects using soft pencil.

PRINCIPAL  
KONGU ARTS AND SCIENCE COLLEGE  
(AUTONOMOUS)  
NANJANAPURAM, ERODE - 638 107.

**Unit – V :**

**Various Garment Styles**

Creating illustrations with various garment styles for men, women and children for different seasons - summer, winter, autumn and spring. Texture rendering - stripes, checks and prints.

**REFERENCE BOOKS**

1	Fashion Illustration Techniques, Maite La Fuente, Evergreen Publications, China (2008)				
2	Advanced Fashion Sketch Book, Bina Abling, OM Books International, New Delhi (2005).				
3	Introduction to Drawing, John Jackson, Eagle Editions, London (2002).				
4	Elements of Fashion and Apparel Design, Sumathi, G.J, New Age International Publications, New Delhi (2002).				
5	Fashion Design Illustration: Children, Ireland Patrick John, Batsford Ltd., London (1995).				
Course Designed By		Verified By		Approved By HOD	
Ms.A.Deepika Priya		Dr.N.Radhika		Dr.S.Manjula	

**Mapping of COs with POs and PSOs:**

CO \ PO/PSO	PO							PSO				
	PO 1	PO 2	PO 3	PO 4	PO 5	PO 6	PO 7	PSO 1	PSO 2	PSO 3	PSO 4	PSO 5
CO1	S	S	M	L	M	L	S	S	S	M	L	S
CO2	S	S	M	M	L	L	S	S	S	M	L	S
CO3	S	S	M	L	L	L	S	S	S	M	L	S
CO4	S	S	M	L	M	L	S	S	S	S	M	S
CO5	S	S	M	M	M	L	S	S	S	M	S	S

S-Strong, M-Medium, L-Low



**Dr. N. RAMAN**  
PRINCIPAL,  
KONGU ARTS AND SCIENCE COLLEGE  
(AUTONOMOUS)  
NANJANAPURAM, ERODE - 638 107.

**HEAD OF THE DEPARTMENT**  
DEPARTMENT OF COSTUME DESIGN AND FASHION  
KONGU ARTS AND SCIENCE COLLEGE  
(AUTONOMOUS)  
ERODE - 638 107.

Sem	Course Code	Core Paper III :	Total Marks: 100		Hours Per Week	Credits
II	21UASCT201	Professional English - II	CIA : 50	ESE :50	4	4

**Course Objectives:**

1. To develop the language skills of students
2. To enhance the lexical, grammatical and socio-linguistic and communicative competence
3. To focus on developing students' knowledge of domain specific registers and the required language skills

**Course Outcomes (CO): On completion of the course, students should be able to**

CO 1	Identify the correct usage of vocabulary and grammar in speaking and writing	K1 – K4
CO 2	Demonstrate the language skills through academic writing	
CO 3	Apply the communicative skills by responding to given situations	
CO 4	Communicate leadership quality and team building	
CO 5	Analyze the information in various circumstances	

**K1 :Remember; K2 :Understand; K3 :Apply; K4 :Analyze**

**Unit –I Communicative Competence**

Listening – Listening to two talks/lectures by specialists on selected subject specific topics - (TED Talks) and answering comprehension exercises (inferential questions)

Speaking: Small group discussions (the discussions could be based on the listening and reading passages- open ended questions)

Reading: Two subject-based reading texts followed by comprehension activities/exercises

Writing: Summary writing based on the reading passages

**Unit – II Persuasive Communication**

Listening: listening to a product launch- sensitizing learners to the nuances of persuasive communication

Speaking: debates – Just-A Minute Activities

Reading: reading texts on advertisements ( on products relevant to the subject areas) and answering inferential questions

Writing: dialogue writing- writing an argumentative /persuasive essay.

**Unit – III Digital Competence**


Listening to interviews (subject related)

Speaking: Interviews with subject specialists (using video conferencing skills)

Creating Vlogs (How to become a vlogger and use vlogging to nurture interests –

Reading: Selected sample of Web Page (subject area) Writing: Creating Web Pages

Reading Comprehension: Essay on Digital Competence for Academic and Professional Life.



Dr. N. RAMAN  
PRINCIPAL.  
KONGU ARTS AND SCIENCE COLLEGE  
(AUTONOMOUS)  
NANDANUR, ERODE - 638 107.

The essay will address all aspects of digital competence in relation to MS Office and how they can be utilized in relation to work in the subject area.

<b>Unit – IV</b>	<b>Creativity and Imagination</b>
Listening to short (2 to 5 minutes) academic videos (prepared by EMRC/ other MOOC videos on Indian academic sites – E.g. <a href="https://www.youtube.com/watch?v=tpvicScuDy0">https://www.youtube.com/watch?v=tpvicScuDy0</a> ) Speaking: Making oral presentations through short films – subject based Reading : Essay on Creativity and Imagination (subject based) Writing – Basic Script Writing for short films (subject based) -Creating blogs, flyers and brochures (subject based) -Poster making – writing slogans/captions (subject based)	

<b>Unit – V</b>	<b>Workplace Communication &amp; Basics of Academic Writing</b>
Speaking: Short academic presentation using PowerPoint Reading & Writing: Product Profiles, Circulars, Minutes of Meeting, Writing an introduction, paraphrasing Punctuation (period, question mark, exclamation point, comma, semicolon, colon, dash, hyphen, parentheses, brackets, braces, apostrophe, quotation marks, and ellipsis) Capitalization (use of upper case)	

**TEXT BOOK**

1	Professional English For Life Sciences II–TANSICHE
---	--

**REFERENCE BOOK**

1	A Handbook of English for Engineers and Technologists, BS Publications, Elish P, 2003.
2	English for Professionals, Vayu Education of India, Dr.Sheema Miglani & Shikha Goyal, 2010.
3	Business English, Tata McGraw-Hill Edition, Dona J.Young, 2012


**WEB RESOURCES**

	<a href="https://www.classcentral.com/course/swayam-business-english-communication-10097">https://www.classcentral.com/course/swayam-business-english-communication-10097</a>
--	---

Course Designed By	Verified By	Approved By HOD
Ms.R.S.Cindhu	Dr.N.Sangeetha	Dr.S.Manjula

**QUESTION PAPER PATTERN**

Time: 3 hours <b>SECTION-A (10 X 1 = 10 Marks)</b> (MCQ, Info-gap questions – domain specific vocabulary)	Max. Marks: 50 <b>SECTION-B (4 X 10 = 40 Marks)</b> (Reading : Two long domain specific comprehension passages with questions pertaining to understanding and analysis – 20 Marks) (Writing: Descriptive/narrative/persuasive writing questions pertaining to domain-specific vocabulary – 20 Marks)
---	---



**Dr. N. RAMAN**  
 PRINCIPAL  
 KONGU ARTS AND SCIENCE COLLEGE  
 (AUTONOMOUS)  
 NANJANAPURAM, ERODE - 638 107.



Mapping of COs with POs and PSOs:

CO	PO							PSO				
	PO 1	PO 2	PO 3	PO 4	PO 5	PO 6	PO 7	PSO 1	PSO 2	PSO 3	PSO 4	PSO 5
CO 1	S	S	S	M	M	M	S	S	S	M	M	S
CO 2	S	S	S	S	M	M	S	S	S	M	M	S
CO 3	S	S	S	M	M	M	S	S	S	S	S	S
CO 4	S	S	S	S	M	M	S	S	S	S	M	S
CO 5	S	S	S	M	M	M	S	S	S	S	S	S

S-Strong, M-Medium, L-Low

*[Signature]*

HEAD OF THE DEPARTMENT  
DEPARTMENT OF COSTUME DESIGN AND FASHION  
KONGU ARTS AND SCIENCE COLLEGE  
(AUTONOMOUS)  
ERODE - 638 107.



**Dr. N. RAMAN**  
PRINCIPAL  
KONGU ARTS AND SCIENCE COLLEGE  
(AUTONOMOUS)  
NANJANAPURAM, ERODE - 638 107.

Sem	Course code	CORE IV FIBRE TO FABRIC	Total Marks:100		Hours Per Week	Credits
II	21UASCT202			CIA : 50	ESE :50	5

**Course Objectives:**

1. To enable the students to learn about various types of fibres and its applications
2. To understand the concepts of yarn formation
3. To impart knowledge on various fabric formation methods

**Course Outcomes (CO): On completion of the course, students should be able to**

CO 1	Identify the properties of fibres, yarns and fabrics	K1 - K4
CO 2	Classify the textile fibres, yarns and fabrics	
CO 3	Examine the yarn count	
CO 4	Outline the working principle involved in spinning	
CO 5	Explain the various methods of fabric formation	

**K1 :Remember; K2 :Understand; K3 :Apply; K4 :Analyze; K5 : Evaluate; K6 : Create**

**Unit –I : Introduction to textile fibres**

Textiles – Introduction - Classification of fibres - natural and manmade fibres - primary and secondary characteristics of textile fibres. Identification of textile fibres- Microscopic test, Burning test and Solubility test

**Unit – II : Manufacturing process of fibres**

Manufacturing process, physical, chemical, thermal and biological properties and uses of natural fibres - cotton, linen, jute, pineapple, hemp, silk, wool, hair fibres and manmade fibres - rayon and its types, nylon, polyester and acrylic.

**Unit – III : Yarns**



Yarn – Definition Yarn numbering systems. Spinning – sequence of process, objectives and working principle of blow room, carding, drawing, combing, roving and ring spinning. Yarn classification – Simple yarns and Fancy yarns.



**Dr. N. RAMAN**  
PRINCIPAL,  
KONGU ARTS AND SCIENCE COLLEGE  
(AUTONOMOUS)  
NANJANAPURAM, ERODE - 638 107.

<b>Unit – IV :</b>	<b>Woven and knit fabrics</b>
Weaving – Basic weaves- plain, twill and satin. Fancy weaves- pile, double cloth, leno, swivel, dobby and Jacquard. Knitting - Basic weft knit and warp knit structures. Comparison of weaving and knitting.	
<b>Unit – V :</b>	<b>Decorative fabric formation</b>
Nonwovens - principle of web formation and bonding. Felt fabric formation. Decorative fabric formation methods - braiding- netting- crocheting and tatting.	
<b>TEXT BOOK</b>	
1	Textiles – Fibre to Fabric, Corbmann B.P, International student’s edition, McGraw Hill 2 Book Company, Singapore (1985)


<b>REFERENCE BOOKS</b>		
1	Nonwovens- Process, Structure, Properties and Applications, T.Karthik, Prabhakaran.C, Rathinamoorthy.R, Woodhead Publishing Ltd. (2017)	
2	Textile Mechanisms in Spinning and Weaving Machines, Ganapathy Nagarajan, Woodhead Publication Ltd., New Delhi (2014).	
3	Textile Science, Gohi, CBS Publisher and Distributors, New Delhi (2005).	
4	Introduction to Textiles- Kanwar Varinder Pal Singh, Kalyani Publishers, NewDelhi, (2004).	
<b>Web Resources</b>		
1	<a href="https://www.textileadvisor.com/2019/07/textile-fibre-classification-chart-and.html?m=1">https://www.textileadvisor.com/2019/07/textile-fibre-classification-chart-and.html?m=1</a>	
2	<a href="https://onlinecourses.swayam2ac.in/cec19_te01/preview">https://onlinecourses.swayam2ac.in/cec19_te01/preview</a>	
Course Designed By	Verified By	Approved By HOD
Dr.S.Manjula	Dr.N.Radhika	Dr.S.Manjula

 <p>10 * 10 Marks (Multiple choice, Four options) Two questions from each unit</p>	<b>QUESTION PAPER PATTERN</b>	
	<b>SECTION – B</b>  5 x 5 = 25 Marks (Either or choice) Two questions from each unit	 <p><b>Dr. N. RAMAN</b> PRINCIPAL, KONGU ARTS AND SCIENCE COLLEGE (AUTONOMOUS) NANJANAPURAM, ERODE - 638 107.</p> <b>SECTION – C</b>  5x8 = 40 Marks (Either or choice) Two questions from each unit


Mapping of COs with POs and PSOs:

PO/PSO CO	PO							PSO				
	PO 1	PO 2	PO 3	PO 4	PO 5	PO 6	PO 7	PSO 1	PSO 2	PSO 3	PSO 4	PSO 5
CO1	S	M	L	L	M	M	S	M	M	L	S	M
CO2	S	M	L	M	M	M	S	M	M	M	S	M
CO3	S	S	M	M	L	L	S	M	L	S	S	L
CO4	S	M	M	M	L	M	S	L	S	M	S	L
CO5	S	S	M	M	L	M	S	L	M	M	S	S

S-Strong, M-Medium, L-Low

  
 HEAD OF THE DEPARTMENT  
 DEPARTMENT OF COSTUME DESIGN AND FASHION  
 KONGU ARTS AND SCIENCE COLLEGE  
 (AUTONOMOUS)  
 ERODE - 638 107.



  
**Dr. N. RAMAN**  
 PRINCIPAL,  
 KONGU ARTS AND SCIENCE COLLEGE  
 (AUTONOMOUS)  
 NANJANAPURAM, ERODE - 638 107.