



KONGU ARTS AND SCIENCE COLLEGE

(An Autonomous Institution, Affiliated to Bharathiar University, Coimbatore)

ERODE – 638 107

B.Sc (Costume Design & Fashion) - Vocational



KONGU ARTS AND SCIENCE COLLEGE

(An Autonomous Institution, Affiliated to Bharathiar University, Coimbatore)

ERODE – 638 107

2018-2019



KONGU ARTS AND SCIENCE COLLEGE (AUTONOMOUS), ERODE – 638 107
DEPARTMENT OF COSTUME DESIGN AND FASHION (UG)
B.Sc. CDF (Vocational)
 (For the candidates admitted during the academic year 2017 – 2018 and onwards)
SCHEME OF EXAMINATION – CBCS PATTERN



Part	Course Code	Course Title	Inst. Hrs/ Week	T/P	Examination Details				Credits
					Duration in Hours	CIA	ESE	Total Marks	
SEMESTER I									
I	17T01	Language - I	6	T	3	25	75	100	4
II	17E01	English - I	6	T	3	25	75	100	4
III	17UASCT101	Core Paper - I Basics of Apparel Designing	4	T	3	25	75	100	4
III	17UASCT102	Core Paper-II Principles of Pattern Making	4	T	3	25	75	100	4
III	17UASCP103	Core Practical - I Garment Construction	4	P	3	40	60	100	4
III	17UASAP104	Allied- I Fashion Sketching Practical	4	P	3	40	60	100	3
IV	17ES01	Foundation Course - I Environmental Studies	2	T	3	-	50	50	2
Total			30		-	-	-	650	25
SEMESTER II									
I	17T02	Language - II	6	T	3	25	75	100	4
II	17E02	English - II	6	T	3	25	75	100	4
III	17UASCT201	Core Paper - III Fashion Designing Concepts	4	T	3	25	75	100	4
III	17UASCP202	Core Practical - II Fashion Designing	3	P	3	40	60	100	3
III	17UASCP203	Core Practical - III Children's Apparel	5	P	4	40	60	100	4
III	17UASAP204	Allied - II CAD in Fashion Designing Practical - I	4	P	3	40	60	100	4
IV	17VE01	Foundation Course - II Value Education	2	T	3	-	50	50	2
Total			30		-	-	-	650	25
SEMESTER III									
III	17UASCT301	Core Paper - IV Fibre to Fabric	6	T	3	25	75	100	5
III	17UASCT302	Core Paper - V Indian Art and Costumes	6	T	3	25	75	100	5
III	17UASCP303	Core Practical - IV Fibre to Fabric	4	P	3	40	60	100	3
III	17UASAP304	Allied- III CAD in Fashion Designing Practical- II	6	P	3	40	60	100	4
IV	17UASSP305	Skill Based - I Draping Techniques Practical	6	P	3	30	45	75	3
IV	17BT01/ 17AT01/ 17UASNT306*	Basic Tamil [@] / Advanced Tamil [#] (or) Non Major Elective-I (Fundamentals of Textiles) #	2	T	3	-	75	75	2
Total			30		-	-	-	550	22
SEMESTER IV									
III	17UASCT401	Core Paper - VI Fabric Structure and Design	6	T	3	25	75	100	5
III	17UASCT402	Core Paper - VII Care and Maintenance of Textiles	6	T	3	25	75	100	4
III	17UASCP403	Core Practical - V Women's Apparel	6	P	4	40	60	100	4
III	17UASAP404	Allied - IV CAD in Fashion Designing Practical - III	5	P	3	40	60	100	3
IV	17UASSP405	Skill Based-II Surface Ornamentation Practical	5	P	3	30	45	75	3
IV	17BT02/ 17AT02/ 17UASNT406*	Basic Tamil [@] / Advanced Tamil [#] (or) Non Major Elective-II (Basics of Fashion Designing) #	2	T	3	-	75	75	2
Total			30		-	-	-	550	21




Dr. N. RAMAN
PRINCIPAL.

Part	Course Code	Course Title	Inst. Hrs / Week	T/P	Examination Details				Credits
					Duration in Hours	CIA	ESE	Total Marks	
SEMESTER V									
III	17UASCT501	Core Paper - VIII Knitting Technology	6	T	3	25	75	100	5
III	17UASCT502	Core Paper - IX Textile Processing	5	T	3	25	75	100	4
III	17UASCP503	Core Practical - VI Fabric Structure Analysis	4	P	3	40	60	100	3
III	17UASCP504	Core Practical - VII Textile Processing	5	P	3	40	60	100	3
III	17UASET505/ 17UASET506/ 17UASET507	Elective Paper - I	5	T	3	25	75	100	4
III	17UASIT01	15 Days Internship in Garment Industry \$	Completed / Not Completed						
IV	17UASST508	Skill Based- III Business and Accounting	5	T	3	20	55	75	3
Total			30		-	-	-	575	22
SEMESTER VI									
III	17UASCT601	Core Paper - X Apparel Production Techniques	5	T	3	25	75	100	5
III	17UASCP602	Core Practical - VIII Fashion Portfolio Presentation	4	P	3	40	60	100	4
III	17UASCP603	Core Practical - IX Men's Apparel	6	P	4	40	60	100	4
III	17UASET604/ 17UASET605/ 17UASET606	Elective Paper - II	5	T	3	25	75	100	4
III	17UASET607/ 17UASET608/ 17UASET609	Elective Paper - III	5	T	3	25	75	100	4
IV	17UASSP610	Skill based - IV CAD in Fashion Designing Practical - IV	5	P	3	30	45	75	3
V	17NS01/ 17NC01/ 17PE01/ 17YR01	Extension Activities (NSS/NCC/Sports/YRC/Co and Extracurricular activities)	-		-	50	-	50	1
Total			30		-	-	-	625	25
TOTAL								3600	140

CIA – CONTINUOUS INTERNAL ASSESMENT
ESE – END SEMESTER EXAMINATIONS

* Offered to other department students
@ CIA only
ESE only

\$- Students must undergo Institutional training at the end of the second year (May – June) and the report of the same to be submitted.



Dr. N. RAMAN
PRINCIPAL,
KONGU ARTS AND SCIENCE COLLEGE
(AUTONOMOUS)
NANJANAPURAM, ERODE - 638 107

LIST OF ELECTIVE COURSES

Electives: List of group of Elective Courses (Students can choose any one of the group papers as Electives)

Papers	Group A	Group B	Group C
Paper I	17UASET505 Fashion Product Development and Marketing	17UASET506 Home Furnishings	17UASET507 Entrepreneurship Development
Paper II	17UASET604 Boutique Management	17UASET605 Apparel Production Management	17UASET606 Business Finance
Paper III	17UASET607 Apparel Quality Assurance	17UASET608 Export Management	17UASET609 Apparel Quality Management

LIST OF ALLIED COURSES

ALLIED I	17UASAP104	Fashion Sketching Practical
ALLIED II	17UASAP204	CAD in Fashion Designing Practical - I
ALLIED III	17UASAP304	CAD in Fashion Designing Practical - II
ALLIED IV	17UASAP404	CAD in Fashion Designing Practical - III

LIST OF SKILL BASED COURSES

SKILL BASED I	17UASSP305	Draping Techniques Practical
SKILL BASED II	17UASSP405	Surface Ornamentation Practical
SKILL BASED III	17UASST508	Business and Accounting
SKILL BASED IV	17UASSP610	CAD in Fashion Designing Practical - IV



Dr. N. RAMAN
PRINCIPAL,
KONGU ARTS AND SCIENCE COLLEGE
(AUTONOMOUS)
NANJANAPURAM, ERODE - 638 107



KONGU ARTS AND SCIENCE COLLEGE
(AUTONOMOUS)
ERODE – 638 107




ADVANCED LEARNERS COURSE
SEMESTER V


S.No	COURSE CODE	COURSE
1	17UASAL509	(A) Basics of Technical Textiles
2	17UASAL510	(B) Basics of Jewellery Designing

Ms.S.Manjula
Chairperson

Board of Studies/CDF

Kongu Arts and Science College (Autonomous), Erode




Dr. N. RAMAN
PRINCIPAL,
KONGU ARTS AND SCIENCE COLLEGE
(AUTONOMOUS)
NANJANAPURAM ERODE - 638 107

Sem	Course Code	CORE PAPER - V INDIAN ART AND COSTUMES	Total Marks : 100		Hours Per Week	Credits
			CIA : 25	ESE: 75		
III	17UASCT302				6	5

OBJECTIVES:

- To impart knowledge on Indian textiles of previous centuries
- To understand the influence of design, symbolism of motifs and colours used in India
- To enhance the knowledge on jewellery and various kinds of embroideries of India

COURSE OUTCOME:

On successful completion of the course, the students will be able to

- CO1 Classify the Indian art and paintings
- CO2 Summarize about the lifestyles of ancient India
- CO3 Analyze the traditional costumes of ancient periods
- CO4 Distinguish the factors affecting the costumes and jewellerys of various states
- CO5 Interpret the role of textiles and surface designs as a source of inspiration for new design developments

UNIT -I

Art and Aesthetics –Definition of art – the various kinds of Art – Visual, Plastic, Folk and Popular Art - Classification of Indian art- Painting and Sculpture. Indian Paintings - Steps involved in making of paintings -Kalamkari, Madhubani, Pithoro, Tanjore, Raga Maliga and Warli art.

UNIT-II


Indian sculpture – Major sources for Indian costume -Sculptures of Mahabalipuram, Indian Marble sculptures, Ajanta and Ellora Caves, Sculpture of Sanchi and Sarnath.

UNIT-III

Study of Indian costumes and their jewellerys during the following periods-Indus valley - Mauryan and Sunga period - Gupta period - Mughal period - British period. Temple jewellery of South India. Study of precious Gems and Stones.

UNIT-IV

Study of traditional textiles of India - Bhandhani, Patola, Ikkat, Dacca Muslin, Banarasi/Chanderi brocades Kashmir shawls, Pochampalli, silk sarees of Kanchipuram; Study of Traditional Embroideries of India – Kashidha of Kashmir, Phulkari of Punjab, Rohen



Dr. N. RAMAN
PRINCIPAL,
KONGU ARTS AND SCIENCE COLLEGE
(AUTONOMOUS)
NANJANAPURAM, ERODE - 638 107.

embroidery of Gujarat, Embroidery of Rajasthan, Kasuti of Karnataka, Chickankari work of Lucknow, Kantha of Bengal.

UNIT-V

Traditional Costumes of different States of India –Men's and Women's costumes -Tamil Nadu, Andhra Pradesh, Karnataka, West Bengal, Assam, Nagaland, Maharashtra, Rajasthan, Gujarat, Jammu and Kashmir, Punjab and Haryana.

TEXT BOOK:

- Traditional Indian Costumes and Textiles, Dr. Parul Bhatnagar, Abhishek Publications, Chandigarh (2004).

BOOKS FOR REFERENCE:

1. Costumes and Textiles of Royal India, Ritu Kumar, Christie's Books, Bombay (2006).
2. Costumes of India and Pakistan , Dar S.N, D.B, Taraporeala Sons & Co, Bombay, (1958).
3. Indian Costumes – Ghurye.G.S,Popular Prakashan Pvt Ltd,India (1995)
4. Indian Jewellery – M.L.Nigam. Roli Books Publications, New Delhi (1999).


BOOKS FOR REFERENCE:

1. Costumes and Textiles of Royal India, Ritu Kumar, Christie's Books, Bombay (2006).
2. Costumes of India and Pakistan , Dar S.N, D.B, Taraporeala Sons & Co, Bombay, (1958).
3. Indian Costumes – Ghurye.G.S,Popular Prakashan Pvt Ltd,India (1995)
4. Indian Jewellery – M.L.Nigam. Roli Books Publications, New Delhi (1999).

QUESTION PAPER PATTERN		
Section A	Section B	Section C
10 x 1 = 10 Marks (Multiple choice, Four options) Two questions from each unit	5 x 7 = 35 Marks (Either or choice) Two questions from each unit	3 x 10 = 30 Marks Answer any three Questions One Question from each unit



Dr. N. RAMAN
PRINCIPAL,
KONGU ARTS AND SCIENCE COLLEGE
(AUTONOMOUS)
NANJANAPURAM, ERODE - 638 107.


HEAD OF THE DEPARTMENT
DEPARTMENT OF COSTUME DESIGN AND FASHION
KONGU ARTS AND SCIENCE COLLEGE
(AUTONOMOUS)
ERODE - 638 107.

Sem.	Course Code	SKILL BASED - I DRAPING TECHNIQUES PRACTICAL	Total Marks : 75		Hours Per Week	Credits
III	17UASSP305		CIA : 30	ESE: 45	6	3

OBJECTIVES:

- To introduce the art of draping and to acquaint with the basic principles of draping
- To enable students to create their designs on a three dimensional form using draping method
- To develop the skill and ability to design and develop patterns by trueing for different garments

COURSE OUTCOME:

On successful completion of the course, the students will be able to

- CO1 Develop three dimensional designs on the dress form in basic style
- CO2 Modify the basic bodice pattern into stylized garments
- CO3 Design various kinds of fullness in draping
- CO4 Create different types of skirts, yokes and collars
- CO5 Develop new apparel designs on the dress form

LIST OF EXPERIMENTS:

1. Introduction to draping and dress forms. Draping basic front and back.
2. Bodice variation – Neckline variation, Armhole variation, Waistline variation, and **Dart manipulation**- French Dart , Flange Dart, Neck line Dart, Bust line dart, and Armhole dart,
3. Draping Basic Skirt and its variation – Pleated skirt, Flared skirt. Draping fullness – **Cowls and Flounces**
4. Draping yokes - Shirt yoke, Midriff yoke, Hip yoke. Draping collars – Peter pan, Mandarin, Shirt collar.
5. Garment draping –Drape garments in dress forms using the above components..

BOOKS FOR REFERENCE:

1. The Art of Fashion Draping – Connie Amaden, Craw Ford, OM books International, New Delhi (2005).
2. Draping for Fashion Design – Hilde Jaffe & Nurie Relis, Prentice Hall Inc., USA (2000).
3. The Theory of Fashion Design, Brockman, Magritha, John Wiley Sons, New York (2008).
4. Design through Draping, Sheldon, Marhta, Burgers Publishing company, Minneapolis, USA (2004).
5. Modern Pattern Design, Popin, Hariet, Funk and Wagnalls, New York and London (2012)



D. N. RAMAN
PRINCIPAL,
KONGU ARTS AND SCIENCE COLLEGE
(AUTONOMOUS)
NANJANAPURAM, ERODE - 638 107.

HEAD OF THE DEPARTMENT
DEPARTMENT OF COSTUME DESIGN AND FASHION
KONGU ARTS AND SCIENCE COLLEGE
(AUTONOMOUS)
ERODE - 638 107.

Sem	Course Code	CORE PAPER-VII		Hours Per Week	Credits
		CARE AND MAINTENANCE OF TEXTILES			
IV	17UASCT402	CIA : 25	ESE: 75	6	4

OBJECTIVES

- To enable the students to learn the practical aspects of laundering.
- To equip the students with the knowledge on handling laundry equipments
- To impart knowledge on care labels

COURSE OUTCOME:

On successful completion of the course, the students will be able to

- CO1 Understand the manufacturing process of soap, detergents and their applications
- CO2 Develop skills in preparation of starch and its applications
- CO3 Build knowledge on various laundry and drying equipments
- CO4 Analyze various stages of laundering of natural and manmade fabrics
- CO5 Identify the stain types and to apply suitable stain removable treatment process

UNIT-I

Water- hard and soft water, types of hardness, methods of softening water. Laundry soaps – Manufacture of soap - Hot and cold process. Composition of soap, criteria for good soap, types of soap, **drawback of soaps.** Detergents- definition, soap less detergents, chemical action. Detergent powder manufacture process- active ingredients, advantages of modern detergents.

UNIT-II


Finishes – classification of Stiffening agents, Starch - kinds of starch, starch preparation- cold water and hot water method, other types of stiffening agents. Optical whiteners - Laundry blues, **fluorescent brightening agents.** Bleaches- definition and types. Indigenous cleaning agents.

UNIT-III

Laundry equipment – for storage, steeping and washing, mechanical washing aids- suction washer, cloth wringer, wash boiler, washing machine and latest trends in washing machine. Equipments in institutional and commercial laundries - **washer cum centrifuge and extractors,** hydroextractors. Drying equipments – outdoor and indoor types. Driers- types. Irons and ironing board – types of iron (box, flat, automatic, steam iron). Ironing board - different types.

UNIT-IV

Types of laundries and their functions- **home laundries, institutional laundries, hospitals, and hotels, commercial laundries.** Principles of washing – washing by kneading and squeezing, Laundering of different fabrics – cotton and linen, woollens, coloured fabrics, silk and nylon.



D. N. RAMAN
PRINCIPAL
KONGU ARTS AND SCIENCE COLLEGE
(AUTONOMOUS)
NANJANAPURAM, ERODE - 638 107.

UNIT-V

Special types of Laundry – water proof coats, silk ties, leather goods, furs, plastics, lace. Dry cleaning – using absorbents, using grease solvents and **dry cleaning machine**. Storing – points to be noted. Stain removal – blood, food stains, lead pencil, lipstick, mildew, nose drops, paint, perfume, **chewing gum**, tar, and turmeric and kum- kum. Care labels – washing, bleaching, Drying and ironing

TEXT BOOKS:

1. Fundamentals of Textiles and their Care (Fifth Edition) - Susheela Dantiyagi , Orient Longman Ltd Hyderabad , India (2002). (Unit – I,III and V)
2. Fabric Care – Noemia D’Souza, New Age International (P) Ltd Delhi (1998). (Unit – II and IV)

BOOKS FOR REFERENCE:

1. The text book of textile and laundry- Tripti Mishra, Ritu Publications, Jaipur India (2012)
2. Art of cloth washing- Meenakshi Rastogi, Sonali Publications, New Delhi (2009)
3. Cloth Washing and Ironing – Meenakshi Rastogi, Sonali Publications, New Delhi (2009)
4. Clothing Care and Repair – Singer, Cy DeCosse Incorporated, Minnetonka (1995).
5. Removing Stains – Cassandra Kent, Dorling Kindersley, London (1997).


QUESTION PAPER PATTERN

Section A	Section B	Section C
10 x 1 = 10 Marks (Multiple choice, Four options) Two questions from each unit	5 x 7 = 35 Marks (Either or choice) Two questions from each unit	3 x 10 = 30 Marks Answer any three Questions One Question from each unit



HEAD OF THE DEPARTMENT
DEPARTMENT OF COSTUME DESIGN AND FASHION
KONGU ARTS AND SCIENCE COLLEGE
(AUTONOMOUS)
ERODE - 638 107.




Dr. N. RAMAN
PRINCIPAL,
KONGU ARTS AND SCIENCE COLLEGE
(AUTONOMOUS)
NANJANAPURAM, ERODE - 638 107.

Sem	Course Code	CORE PRACTICAL - V WOMEN'S APPAREL	Total Marks : 100		Hours Per Week	Credits
IV	17UASCP403		CIA : 40	ESE: 60	6	4

OBJECTIVES:

- To learn the concepts of drafting and paper patterns
- To impart knowledge about taking body measurements
- To familiarize the students with the concepts of garment construction

COURSE OUTCOME:

On successful completion of the course, the students will be able to

- CO1 Create an understanding of concepts of pattern making
- CO2 Experiment with taking of correct body measurements
- CO3 Identify the materials suitable for Women's garments
- CO4 Design the garments with application of different seams and fullness
- CO5 Develop their skills in garment construction


LIST OF EXPERIMENTS:


1. Plain Salwar/ Churidhar –with cord attached at waist line.
2. Kameez – with slit, with /without placket opening, fashioned neck, with sleeves.
3. Nightie – full length, with yoke, front or back opening, with sleeves.
4. Maxi– Bodice and Skirt attached, with collar, with sleeves.
5. Circular Skirt – with tape or elastic waist band.
6. Saree Blouse – front or back open, waistband at front, with sleeves.
7. Ladies shirt– with or without collar, with darts, with sleeves.
8. Kitchen Apron – with pocket, strap attached.

BOOKS FOR REFERENCE:

1. Zarapkar System of Cutting – K.R.Zarapkar and Shri Arvind K.Zarapkar, Navneet Publications Ltd., Gujarat , 2014.
2. Practical Clothing Construction – Part I and II, Mary Mathews, Cosmic Press Chennai, 2012.
3. Cutting and Tailoring Practicals Part 2 - Anwani, Eshwari and Hans, Lakhraj, Published by R.B. Publications, Delhi.2000.
4. Master Patterns and Grading for Women's Outsizes, Gerry Cooklin, Blackwell Science Ltd., Germany, 1995.




Dr. N. RAMAN
 PRINCIPAL,
 KONGU ARTS AND SCIENCE COLLEGE
 (AUTONOMOUS)
 NANJANAPURAM, ERODE - 638 107.


HEAD OF THE DEPARTMENT
 DEPARTMENT OF COSTUME DESIGN AND FASHION
 KONGU ARTS AND SCIENCE COLLEGE
 (AUTONOMOUS)
 ERODE - 638 107.